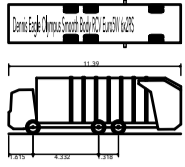


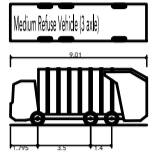


REVISIONS:

KEY:



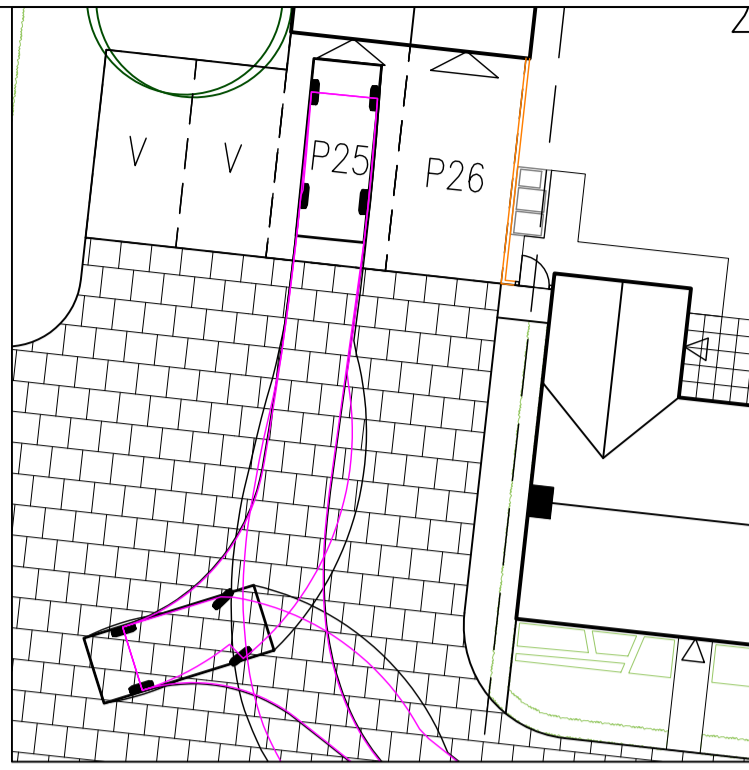
Dennis Eagle Olympus Smooth Body RCV EuroSW 6x2RS
 Overall Length 13.90m
 Overall Width 3.35m
 Overall Body Height 3.25m
 Min Body Ground Clearance 0.30m
 Track Width 2.50m
 Lock to lock time 5.90s
 Kerb to Kerb Turning Radius 7.50m



Medium Refuse Vehicle (3 axle)
 Overall Length 9.20m
 Overall Width 2.40m
 Overall Body Height 3.25m
 Min Body Ground Clearance 0.30m
 Track Width 2.50m
 Lock to lock time 4.50s
 Kerb to Kerb Turning Radius 4.50m



Estate Car (2006)
 Overall Length 4.31m
 Overall Width 1.82m
 Overall Body Height 1.45m
 Min Body Ground Clearance 0.10m
 Track Width 1.25m
 Lock to lock time 4.50s
 Kerb to Kerb Turning Radius 5.95m



REFUSE VEHICLE TRACKING:

SCALE: 1:500

