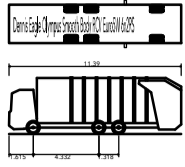


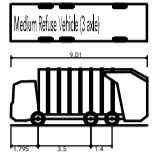


REVISIONS:
A. 2019-06-28. Affordable units to be Growth Deal in lieu of Intermediate. DJE

KEY:



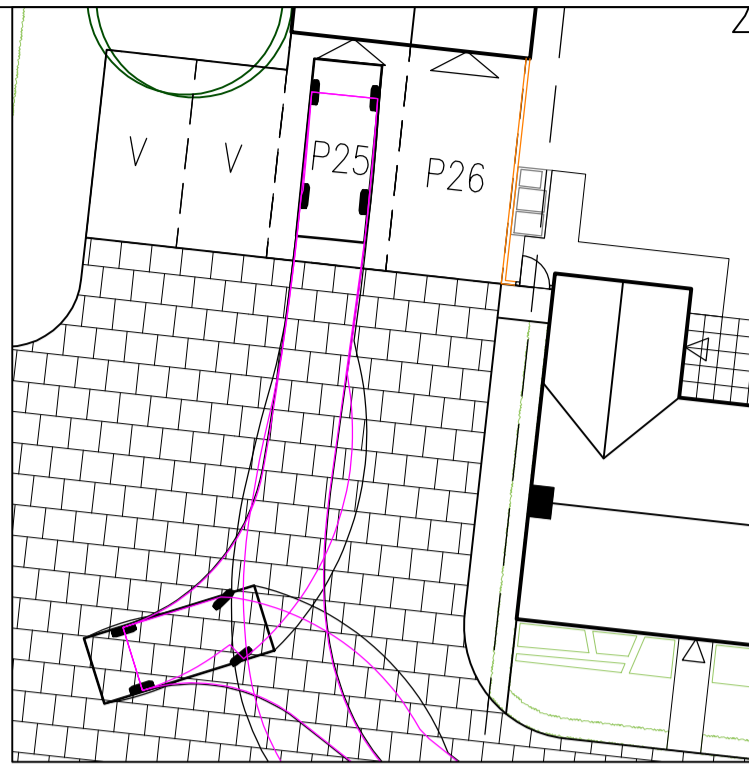
Dennis Eagle Olympus Smooth Body RCV EuroSW 6x2RS
Overall Length 13.200m
Overall Width 3.317m
Overall Body Height 2.324m
Min Body Ground Clearance 0.500m
Track Width 2.500m
Lock to lock time 1.05s
Kerb to Kerb Turning Radius 7.500m



Medium Refuse Vehicle (3 axle)
Overall Length 9.000m
Overall Width 2.400m
Overall Body Height 2.240m
Min Body Ground Clearance 0.500m
Track Width 2.000m
Lock to lock time 1.05s
Kerb to Kerb Turning Radius 6.200m



Estate Car (2006)
Overall Length 4.710m
Overall Width 1.820m
Overall Body Height 1.420m
Min Body Ground Clearance 0.900m
Track Width 1.500m
Lock to lock time 1.05s
Kerb to Kerb Turning Radius 5.900m



REFUSE VEHICLE TRACKING:

SCALE: 1:500

