











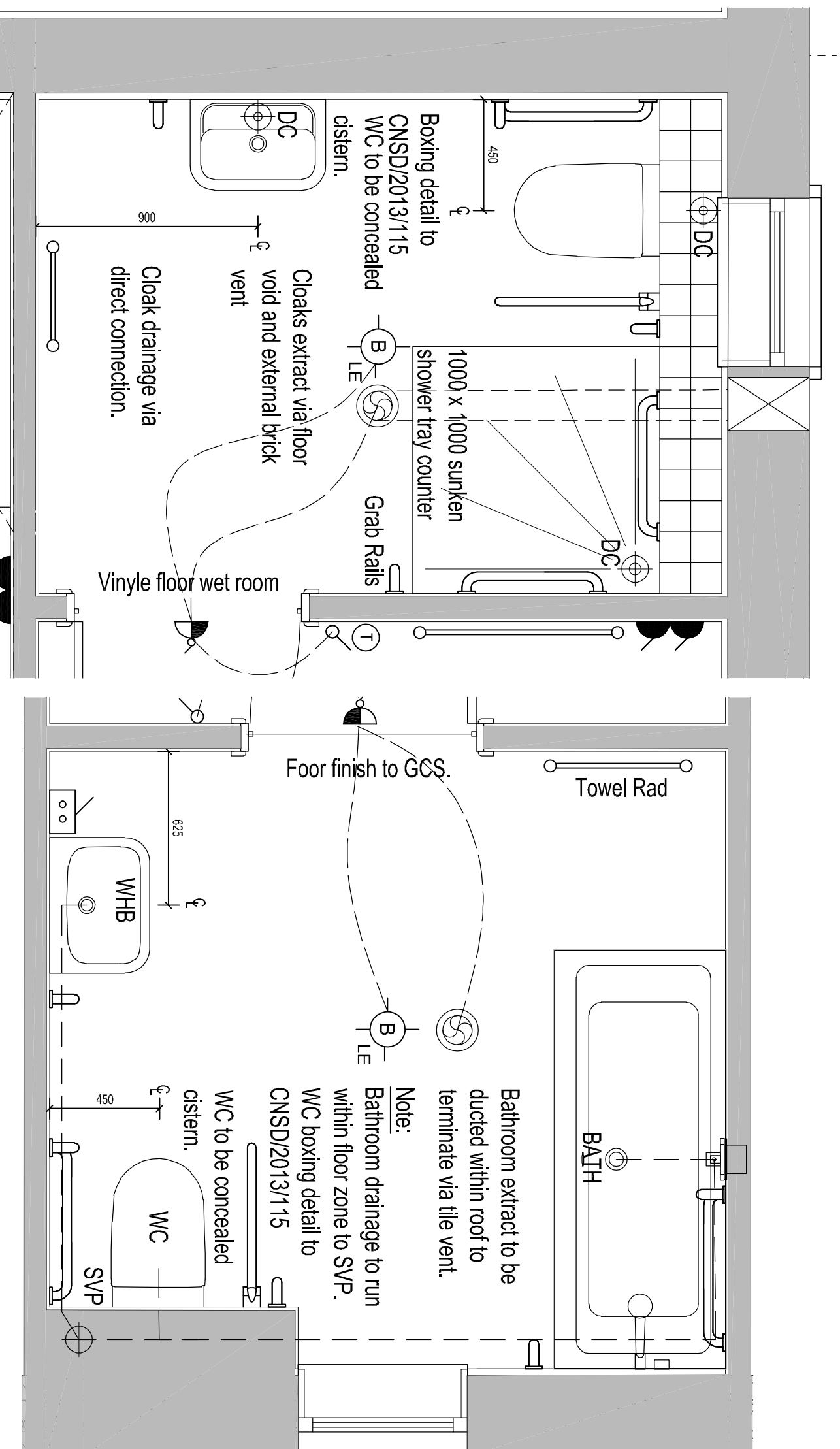
BATHROOM & EN-SUITE NOTES

- - - - - Bold dashed line indicates extent of half height tiling required
- Bold line indicates extent of full height tiling with waterproofing. Refer to STD specification of W&M section 19 for details
- For brassware & sanitary ware refer to GCS
- Drainage generally where possible to run within half height boxing or within the floor as indicated on plans
- Ceiling mounted extract vent located in accordance with ventilation designers layout to be ducted within roof void connecting to multi-vent system or tile vent when intermittent system specified.
- Floor finish in accordance with GCS
- Window cills to have matt white MDF cills to match bath panel

Services Legend:

- Electrical:
- One gang, one way switch. 
 - Low Energy Batten light fitting assembly. 
 - Low energy downlighter 
 - Shaver socket 
 - High level isolating switch fused spur. 
 - Ventilation: 
 - Extract fan - ceiling mounted. 
 - Heating: 
 - Towel rail 
 - Grab rail 

Note: Downlighter shown should be only fitted in lieu of batten light fitting where specified in Premium GCS only.



CLOAKS PLAN

BATHROOM PLAN

CONSTRUCTION

Rev.	Description	Date	Initial.
C3	CLOAK AND BATHROOM UPDATED TO CN COMMENTS	14.01.20	LMB
C2	DRAWING TITLE UPDATED	11.11.19	LMB
C1	TEMPERATURE ISSUE	17.09.19	LMB
T	TEMPERATURE ISSUE	17.09.19	LMB
Rev.	Description	Date	Initial.

Crest Nicholson Ltd.
Pacific House
Relay Point
Wilnecode
Tarnworth
B77 5PA
www.crestnicholson.com

Site:	BODICOTE	Unit Size:	114 m ²	1227 ft ²
House Type:	AH2B WC			
Dwg Title:	CLOAKS & BATHROOM PLAN	Page Size:	A3	Date: MAR 19
Scale:	1:50	Drawn:	OR	Checked: DL
Drawing No:	14752-HMA-AH2BWC-BATH-A-1070	Revision:		C3