



















- LEGEND**
-  Proposed asphalt surfacing
  -  Proposed tactile Blister paving by Charcon; 400x400x65mm; colour - grey
  -  Proposed standard parking bay; demarcated with white thermoplastic to engineers detail
  -  Proposed disabled parking bay; demarcated (including transfer zones) with white thermoplastic to engineers detail
  -  Proposed Eco Countryside Classic wide top kerb by Charcon; laid flush to surrounding surfaces; or similar approved
  -  Proposed kerbs to match existing or proposed on previous phases; to engineers specification
  -  Proposed Eco Countryside Classic crossing kerb by Charcon; extents as required; or similar approved
  -  Proposed timber knee rail; or similar approved
  -  Proposed/existing spot heights
- Soft Landscape**  
refer to LLA drawings 1619 A13 06-07 for further details
-  Existing trees; refer to arboricultural report for further details
  -  Proposed tree
  -  Proposed hedge
  -  Proposed grass
  -  Proposed meadow seed mix
  -  Proposed attenuation seed mix
- Drainage**  
refer to engineers drawings for details; exact locations to engineers details
-  Proposed inspection chamber cover to engineers specification; recessed with infilled paving to hard landscape specification;
  -  Proposed yard gully; to engineers specification
  -  Proposed ACO channel; to be slot drain in areas of paving; to engineers specification



Rev	Date	Description

Title: Detailed Hard Landscape Proposals  
Sheet 1 of 4  
Project: Heyford Park Village Centre North  
Client: Dorchester Living  
Date: December 2018  
Scale: 1:100 @ A1  
Drawing No: 1619 A3 02  
Rev:  

ALL DRAINAGE, LEVELS AND BUILDUPS TO ENGINEERS SPECIFICATION  
ALL IRRIGATION BY SPECIALIST  
FOR GENERAL ARRANGEMENT PLAN REFER TO LLA DRAWING 1619 A13 01  
FOR DETAILED PLANTING PROPOSALS REFER TO LLA DRAWINGS 1619 A13 06-07  
FOR LANDSCAPE SPECIFICATION AND PLANTING DETAILS REFER TO LLA DRAWING 1619 A13 08

**LIZ LAKE ASSOCIATES**  
LANDSCAPE ARCHITECTS  
T: +44 (0)1273 647044 E: office@lizlake.com www.lizlake.com  
Copyright © Liz Lake Associates  
Information contained in this drawing is confidential and may not be used for any purpose other than that for which it is being supplied without the prior written consent of Liz Lake Associates. This drawing is copyright and may not be copied or reproduced without the prior written consent of Liz Lake Associates.  
SHEET NUMBER: 1619 A3 02  
Information contained in this drawing is confidential and may not be used for any purpose other than that for which it is being supplied without the prior written consent of Liz Lake Associates. This drawing is copyright and may not be copied or reproduced without the prior written consent of Liz Lake Associates.