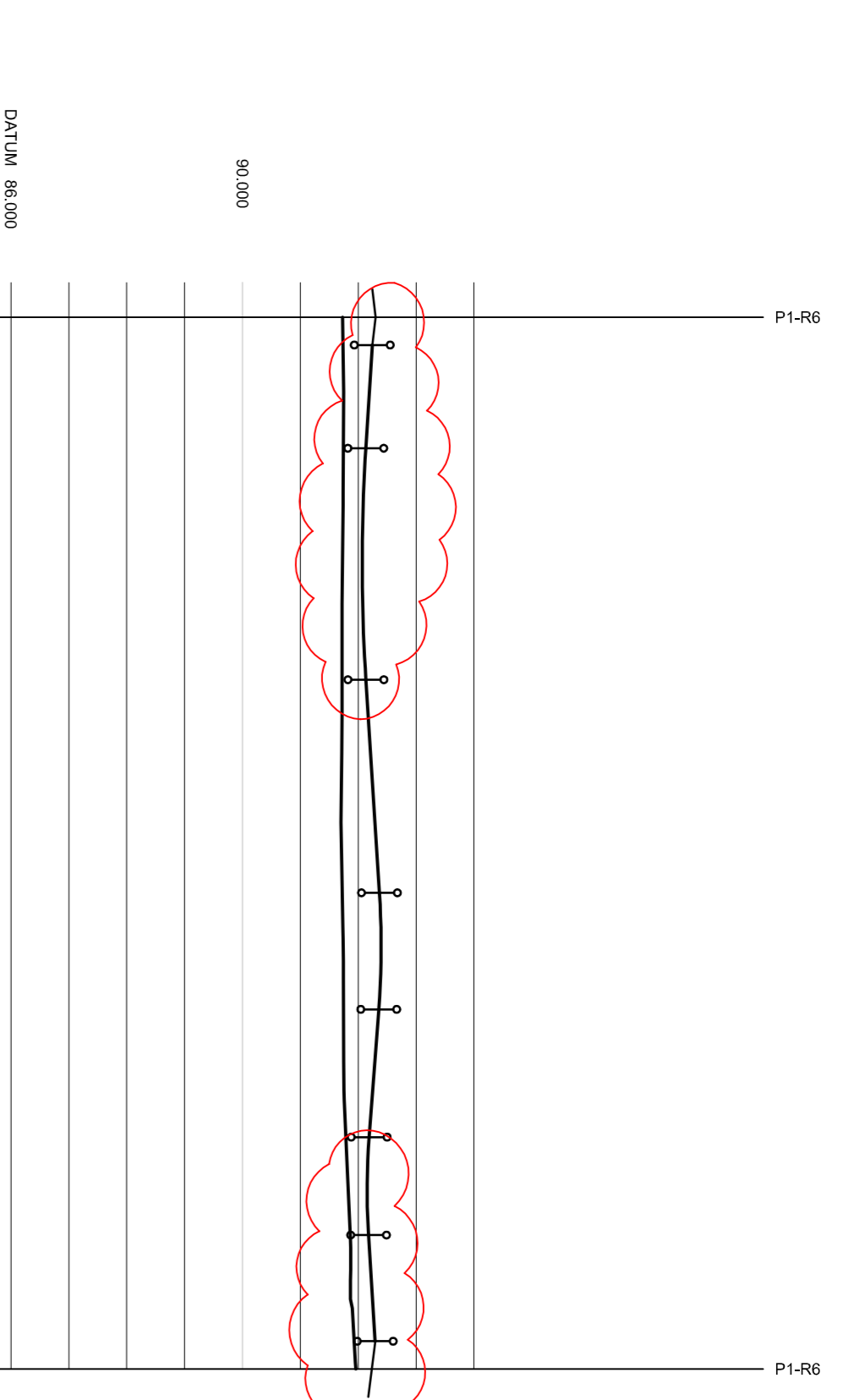
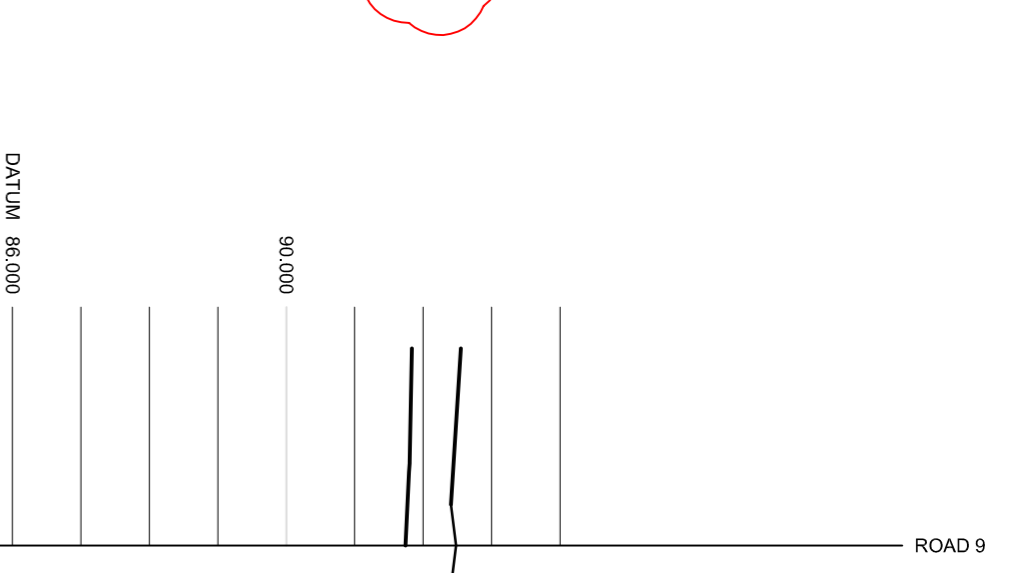


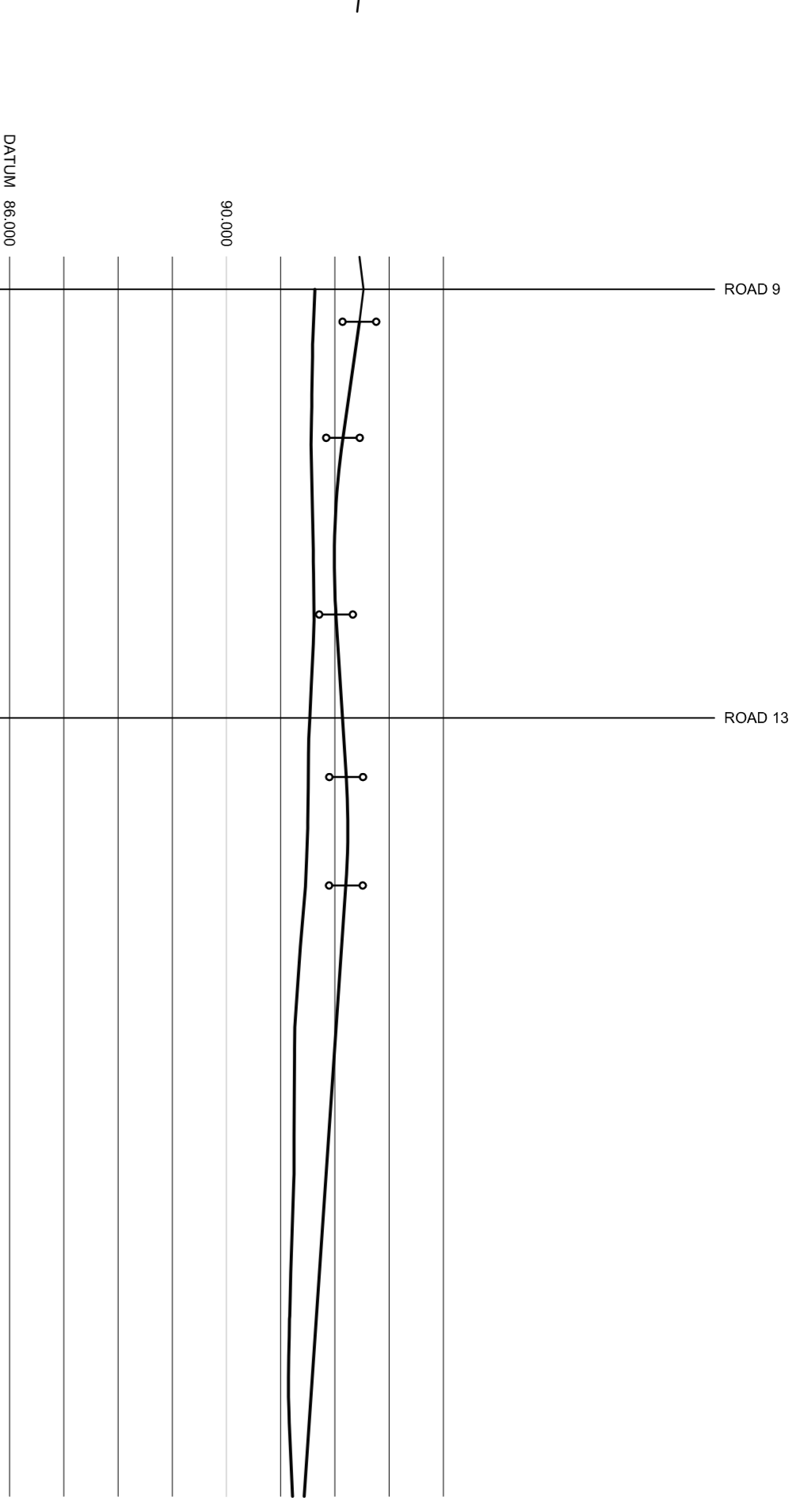
CHANGE	EXISTING GROUND LEVEL	ALIGNMENT LEVEL	VERTICAL ALIGNMENT	HORIZONTAL ALIGNMENT
0.000	91.607	92.242	G=+1.250% L=10.000 K=4.0	R=193.000
3.000	91.610	92.329	G=-1.250% L=10.000 K=4.0	
10.000	91.606	92.454	G=+1.250% L=10.000 K=4.0	R=193.000
20.000	91.625	92.476	G=-1.250% L=10.000 K=4.0	
21.697	91.625	92.503	G=+1.250% L=10.000 K=4.0	R=193.000
25.000	91.639	92.493	G=-1.250% L=10.000 K=4.0	
26.697	91.639	92.476	G=+1.250% L=10.000 K=4.0	R=193.000
30.000	91.686	92.372	G=-1.250% L=10.000 K=4.0	
31.697	91.686	92.309	G=+1.250% L=10.000 K=4.0	R=193.000
37.500	91.618	92.278	G=-1.250% L=10.000 K=4.0	
40.000	91.663	92.372	G=+1.250% L=10.000 K=4.0	R=193.000
45.000	91.618	92.309	G=-1.250% L=10.000 K=4.0	
50.000	91.627	92.278	G=+1.250% L=10.000 K=4.0	R=193.000
55.000	91.627	92.309	G=-1.250% L=10.000 K=4.0	
60.000	91.681	92.372	G=+1.250% L=10.000 K=4.0	R=193.000
67.500	91.750	92.497	G=-1.250% L=10.000 K=4.0	
74.197	91.750	92.528	G=+1.250% L=10.000 K=4.0	R=193.000
75.000	91.627	92.497	G=-1.250% L=10.000 K=4.0	
80.000	91.627	92.372	G=+1.250% L=10.000 K=4.0	R=193.000
85.000	91.648	92.309	G=-1.250% L=10.000 K=4.0	
90.000	91.681	92.372	G=+1.250% L=10.000 K=4.0	R=193.000
95.000	91.750	92.497	G=-1.250% L=10.000 K=4.0	
104.126	91.750	92.528	G=+1.250% L=10.000 K=4.0	R=193.000
105.000	91.627	92.497	G=-1.250% L=10.000 K=4.0	
110.000	91.627	92.372	G=+1.250% L=10.000 K=4.0	R=193.000
118.858	91.648	92.309	G=-1.250% L=10.000 K=4.0	
120.000	91.681	92.372	G=+1.250% L=10.000 K=4.0	R=193.000
129.343	91.750	92.497	G=-1.250% L=10.000 K=4.0	



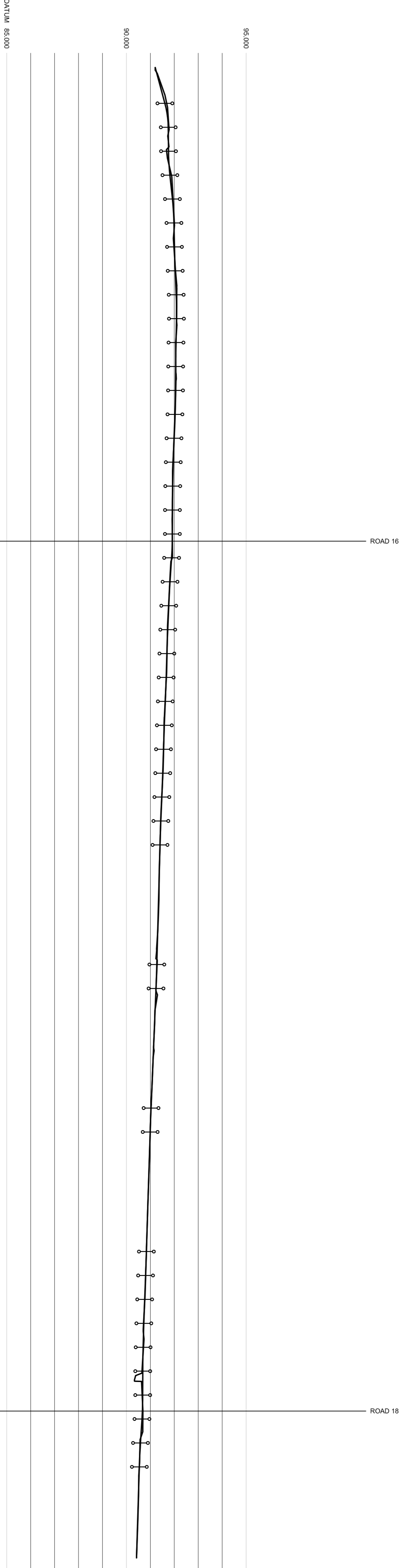
CHANGE	EXISTING GROUND LEVEL	ALIGNMENT LEVEL	VERTICAL ALIGNMENT	HORIZONTAL ALIGNMENT
0.000	91.730	92.243	G=+1.250% L=10.000 K=4.0	R=110.000
2.400	91.747	92.148	G=-1.250% L=10.000 K=4.0	
10.000	91.730	92.094	G=+1.250% L=10.000 K=4.0	R=110.000
11.314	91.730	92.070	G=-1.250% L=10.000 K=4.0	
15.000	91.720	92.089	G=+1.250% L=10.000 K=4.0	R=110.000
18.278	91.711	92.133	G=-1.250% L=10.000 K=4.0	
20.000	91.725	92.243	G=+1.250% L=10.000 K=4.0	R=110.000
21.240	91.725	92.367	G=-1.250% L=10.000 K=4.0	
25.000	91.745	92.370	G=+1.250% L=10.000 K=4.0	R=110.000
30.000	91.745	92.396	G=-1.250% L=10.000 K=4.0	
31.314	91.779	92.395	G=+1.250% L=10.000 K=4.0	R=110.000
34.338	91.779	92.355	G=-1.250% L=10.000 K=4.0	
40.000	91.867	92.352	G=+1.250% L=10.000 K=4.0	R=110.000
49.724	91.867	92.202	G=-1.250% L=10.000 K=4.0	
50.000	91.948	92.190	G=+1.250% L=10.000 K=4.0	R=110.000
54.338	91.948	92.155	G=-1.250% L=10.000 K=4.0	
55.000	91.948	92.155	G=+1.250% L=10.000 K=4.0	R=110.000
59.792	91.948	92.179	G=-1.250% L=10.000 K=4.0	
60.000	91.948	92.188	G=+1.250% L=10.000 K=4.0	R=110.000
66.787	91.948	92.234	G=-1.250% L=10.000 K=4.0	
70.000	91.948	92.234	G=+1.250% L=10.000 K=4.0	R=110.000
70.830	91.948	92.234	G=-1.250% L=10.000 K=4.0	
75.000	91.948	92.234	G=+1.250% L=10.000 K=4.0	R=110.000
75.445	91.948	92.234	G=-1.250% L=10.000 K=4.0	
79.292	91.948	92.234	G=+1.250% L=10.000 K=4.0	R=110.000
84.096	91.948	92.234	G=-1.250% L=10.000 K=4.0	
88.661	91.948	92.234	G=+1.250% L=10.000 K=4.0	R=110.000
90.861	91.948	92.234	G=-1.250% L=10.000 K=4.0	



CHANGE	EXISTING GROUND LEVEL	ALIGNMENT LEVEL	VERTICAL ALIGNMENT	HORIZONTAL ALIGNMENT
0.000	91.834	92.550	G=+1.250% L=10.000 K=4.0	R=26.000
10.000	91.785	92.425	G=-1.250% L=10.000 K=4.0	
14.423	91.742	92.425	G=+1.250% L=10.000 K=4.0	R=26.000
14.423	91.742	92.425	G=-1.250% L=10.000 K=4.0	



CHANGE	EXISTING GROUND LEVEL	ALIGNMENT LEVEL	VERTICAL ALIGNMENT	HORIZONTAL ALIGNMENT
0.000	91.631	92.452	G=+2.000% L=10.000 K=4.0	R=80.000
2.990	91.576	92.254	G=-1.250% L=10.000 K=4.0	
5.079	91.586	92.150	G=+1.250% L=10.000 K=4.0	R=80.000
10.000	91.586	92.021	G=-1.250% L=10.000 K=4.0	
17.840	91.616	92.021	G=+1.250% L=10.000 K=4.0	R=80.000
18.600	91.616	92.021	G=-1.250% L=10.000 K=4.0	
20.000	91.616	92.021	G=+1.250% L=10.000 K=4.0	R=80.000
20.856	91.616	92.021	G=-1.250% L=10.000 K=4.0	
25.000	91.616	92.021	G=+1.250% L=10.000 K=4.0	R=80.000
26.200	91.616	92.021	G=-1.250% L=10.000 K=4.0	
30.000	91.616	92.021	G=+1.250% L=10.000 K=4.0	R=80.000
36.551	91.616	92.021	G=-1.250% L=10.000 K=4.0	
39.537	91.616	92.021	G=+1.250% L=10.000 K=4.0	R=80.000
40.000	91.616	92.021	G=-1.250% L=10.000 K=4.0	
45.000	91.496	92.230	G=+1.250% L=10.000 K=4.0	R=80.000
49.786	91.496	92.230	G=-1.250% L=10.000 K=4.0	
50.000	91.496	92.230	G=+1.250% L=10.000 K=4.0	R=80.000
52.305	91.496	92.230	G=-1.250% L=10.000 K=4.0	
55.000	91.496	92.230	G=+1.250% L=10.000 K=4.0	R=80.000
60.000	91.496	92.230	G=-1.250% L=10.000 K=4.0	
61.943	91.496	92.230	G=+1.250% L=10.000 K=4.0	R=80.000
69.000	91.496	92.230	G=-1.250% L=10.000 K=4.0	
70.000	91.246	92.135	G=+1.250% L=10.000 K=4.0	R=80.000
82.191	91.246	92.135	G=-1.250% L=10.000 K=4.0	
90.000	91.191	91.999	G=+1.250% L=10.000 K=4.0	R=80.000
92.869	91.191	91.999	G=-1.250% L=10.000 K=4.0	
100.000	91.145	91.863	G=+1.250% L=10.000 K=4.0	R=80.000
102.191	91.145	91.863	G=-1.250% L=10.000 K=4.0	
110.000	91.207	91.726	G=+1.250% L=10.000 K=4.0	R=80.000
111.371	91.207	91.726	G=-1.250% L=10.000 K=4.0	



CHANGE	EXISTING GROUND LEVEL	ALIGNMENT LEVEL	VERTICAL ALIGNMENT	HORIZONTAL ALIGNMENT
0.000	91.205	91.606	G=+1.250% L=10.000 K=4.0	R=91.000
7.500	91.708	91.708	G=-1.250% L=10.000 K=4.0	
10.000	91.746	91.746	G=+1.250% L=10.000 K=4.0	R=91.000
12.500	91.775	91.775	G=-1.250% L=10.000 K=4.0	
17.500	91.816	91.816	G=+1.250% L=10.000 K=4.0	R=91.000
20.000	91.921	91.921	G=-1.250% L=10.000 K=4.0	
22.500	91.964	91.964	G=+1.250% L=10.000 K=4.0	R=91.000
27.500	91.985	91.985	G=-1.250% L=10.000 K=4.0	
30.000	92.007	92.007	G=+1.250% L=10.000 K=4.0	R=91.000
32.500	92.020	92.020	G=-1.250% L=10.000 K=4.0	
37.500	92.038	92.038	G=+1.250% L=10.000 K=4.0	R=91.000
40.000	92.079	92.079	G=-1.250% L=10.000 K=4.0	
42.500	92.091	92.091	G=+1.250% L=10.000 K=4.0	R=91.000
47.500	92.089	92.089	G=-1.250% L=10.000 K=4.0	
50.000	92.071	92.071	G=+1.250% L=10.000 K=4.0	R=91.000
57.500	92.063	92.063	G=-1.250% L=10.000 K=4.0	
60.000	92.058	92.058	G=+1.250% L=10.000 K=4.0	R=91.000
62.500	92.050	92.050	G=-1.250% L=10.000 K=4.0	
67.500	92.043	92.043	G=+1.250% L=10.000 K=4.0	R=91.000
72.500	92.027	92.027	G=-1.250% L=10.000 K=4.0	
75.000	91.988	91.988	G=+1.250% L=10.000 K=4.0	R=91.000
77.500	91.970	91.970	G=-1.250% L=10.000 K=4.0	
80.000	91.957	91.957	G=+1.250% L=10.000 K=4.0	R=91.000
82.500	91.934	91.934	G=-1.250% L=10.000 K=4.0	
86.809	91.926	91.926	G=+1.250% L=10.000 K=4.0	R=91.000
87.500	91.922	91.922	G=-1.250% L=10.000 K=4.0	
97.500	91.920	91.920	G=+1.250% L=10.000 K=4.0	R=91.000
98.000	91.911	91.911	G=-1.250% L=10.000 K=4.0	
102.500	91.886	91.886	G=+1.250% L=10.000 K=4.0	R=91.000
107.500	91.821	91.821	G=-1.250% L=10.000 K=4.0	
110.000	91.791	91.791	G=+1.250% L=10.000 K=4.0	R=91.000
112.500	91.767	91.767	G=-1.250% L=10.000 K=4.0	
116.771	91.726	91.726	G=+1.250% L=10.000 K=4.0	R=91.000
117.500	91.706	91.706	G=-1.250% L=10.000 K=4.0	
120.000	91.690	91.690	G=+1.250% L=10.000 K=4.0	R=91.000
122.500	91.659	91.659	G=-1.250% L=10.000 K=4.0	
127.500	91.643	91.643	G=+1.250% L=10.000 K=4.0	R=91.000
130.000	91.624	91.624	G=-1.250% L=10.000 K=4.0	
132.500	91.584	91.584	G=+1.250% L=10.000 K=4.0	R=91.000
137.500	91.565	91.565	G=-1.250% L=10.000 K=4.0	
140.000	91.548	91.548	G=+1.250% L=10.000 K=4.0	R=91.000
142.500	91.517	91.517	G=-1.250% L=10.000 K=4.0	
147.500	91.500	91.500	G=+1.250% L=10.000 K=4.0	R=91.000
150.000	91.480	91.480	G=-1.250% L=10.000 K=4.0	
151.217	91.438	91.438	G=+1.250% L=10.000 K=4.0	R=91.000
152.500	91.419	91.419	G=-1.250% L=10.000 K=4.0	
157.500	91.403	91.403	G=+1.250% L=10.	