

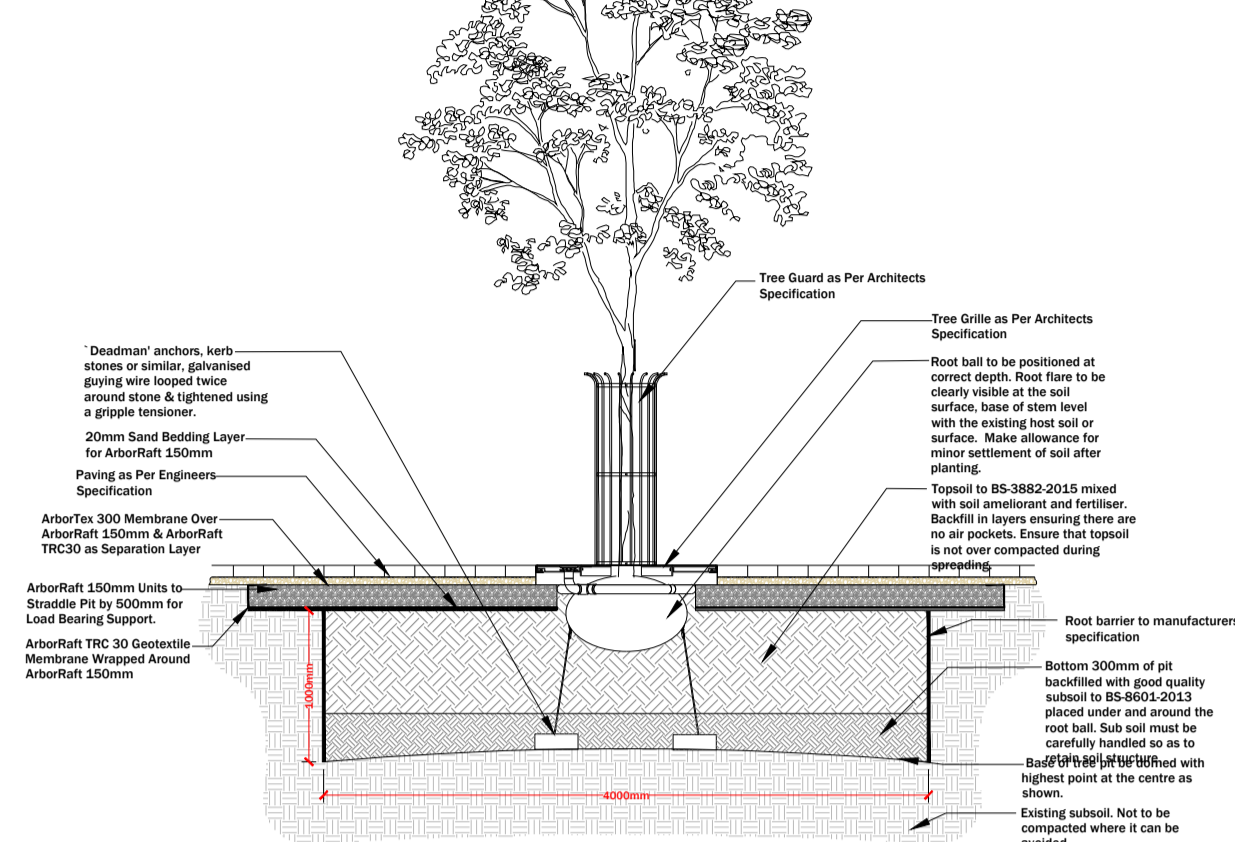
FOR CONTINUATION REFER LLA DWG 1619 A5 01

SEE INSET PLAN A ON 1619 A5 01

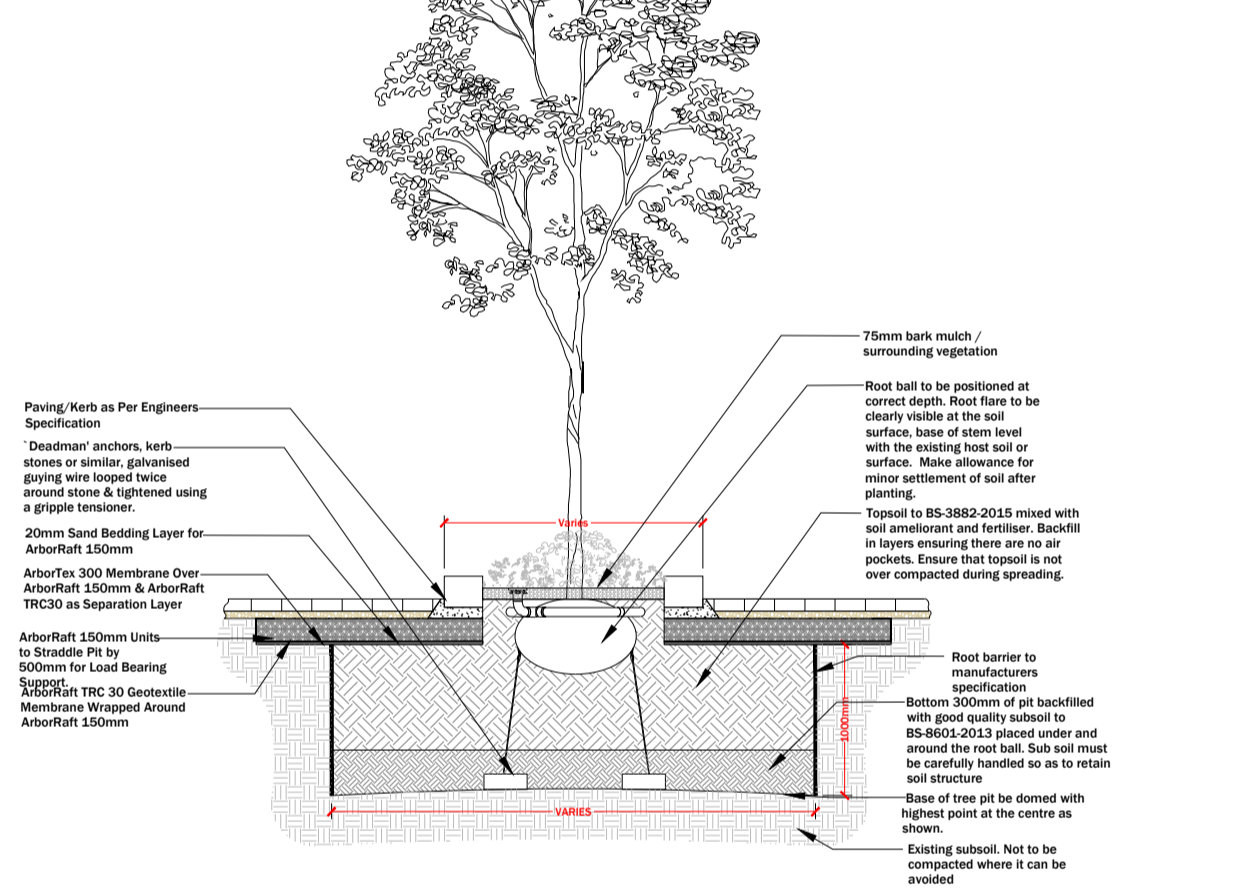
FOR CONTINUATION REFER LLA DWG 1619 A5 02

FOR CONTINUATION REFER LLA DWG 1619 A5 04

TREE PLANTING IN HARD LANDSCAPE DETAIL: 1:50 GREEN-TECH ARBORRAFT SYSTEM

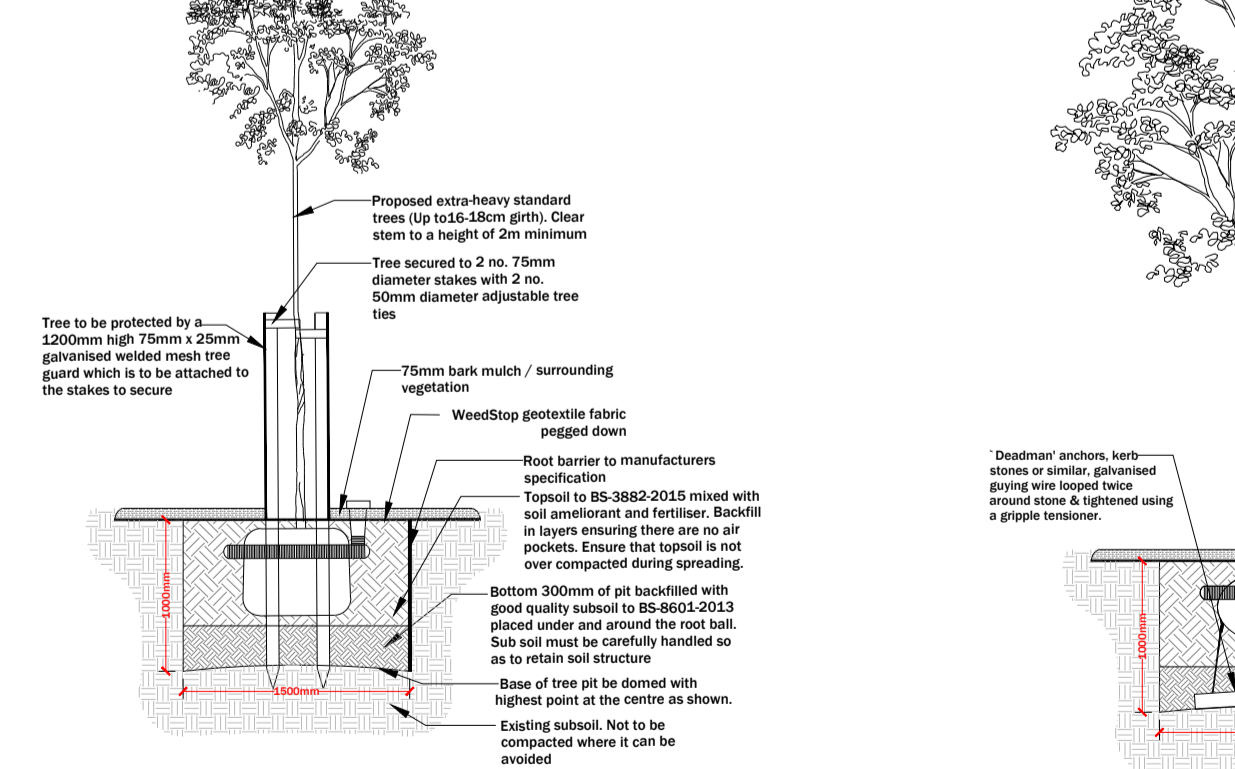


TREE PLANTING IN SMALL AREAS OF SOFT LANDSCAPE DETAIL: 1:50 GREEN-TECH ARBORRAFT SYSTEM



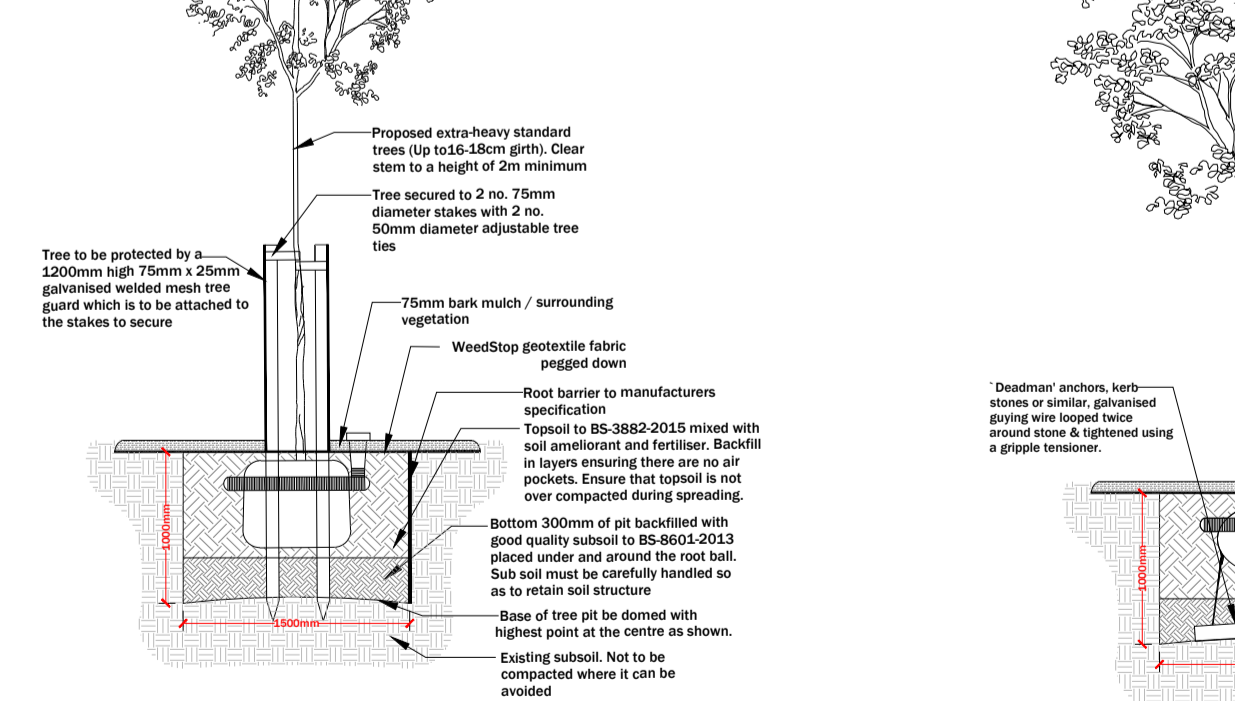
TREE PLANTING IN SOFT LANDSCAPE DETAIL: 1:50 DOUBLE-STAKED AND TIED

To be used in planting of trees with specified Up to 16-18 girth

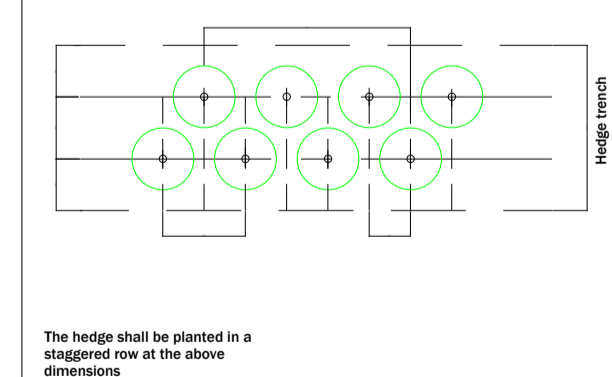


TREE PLANTING IN SOFT LANDSCAPE DETAIL: 1:50 UNDERGROUND GUYING SYSTEM

To be used in planting of trees with specified 18-20cm to 25-30 girth



NATIVE HEDGE PLANTING DETAIL - 5/m



The hedge shall be planted in a staggered row at the above dimensions.

LEGEND

- Existing Vegetation
- Proposed root barrier (Green Blue Urban ReRoot 2000 or similar approved)
- Green-Tech Arborraft system (or similar approved)
- Proposed Trees in hard landscape
- Proposed Trees in soft landscape
- Proposed Specimens
- Hedging
- Shrub/herbaceous planting
- Bulbous planting
- Grass: Wildflower
- Grass: Mown
- Nest Box - Schwegler 2H Robin Box Located southern/eastern aspect, height 3-4m, refer to 4 Acre Ecology
- Nest Box - Schwegler 1SP Sparrow Terrace Located southern aspect, height 4-5m from ground, refer to 4 Acre Ecology
- Nest Box - 1B Nest Box Located on southern/eastern aspect, height 3-4m from ground, refer to 4 Acre Ecology
- Nest Box - Schwegler 9A House Martin Nest Box Located in eaves (not above windows) western aspect, height 2m from ground, refer to 4 Acre Ecology

GENERAL NOTES

This drawing is to be used for planting information only, and is subject to alteration through changes to the site layout or until approved by the area designer.

Any species substitution by the contractor must be verified with the Landscape Architect through the Job Architect.

This layout must be checked in accordance with NHBC Standards 2013 (Chapter 4.2 - Building Near Trees & Chapter 9.2 Drives, Paths and Landscaping) by the Regional Engineer prior to implementation.

Excavations: Contractors must ensure that they have full information relating to service and drainage positions before undertaking any excavations.

Root barriers to be used in association with tree planting adjacent to kerbs / services / footpaths etc. (Greenleaf ReRoot products or similar application, in accordance with manufacturer's instructions).

NOTES: Please note all planting mixes should be planted as follows: Shrubs/Grasses to be planted in groups of 3 with herbaceous to be planted randomly throughout mix area.

Rev	Date	Description
A	22.01.16	Amendments to architects drawings
B	25.02.16	Amendments to architects drawings & LAP Proposals
C	10.03.16	Amendments to architects drawings
D	22.03.16	Amendments from comments
E	15.04.16	Architectural amendments
F	15.07.16	Architectural amendments
G	18.07.16	Architectural amendments
H	19.07.16	Architectural amendments
I	15.11.16	Tree specifications updated in relation to condition 6.
J	06.01.17	Tree amendments
K	22.03.17	Tree Pit amendments
L	10.04.17	Bird box positions added
M	05.06.17	Road layout amendments
N	04.07.17	Updates to Nest box specification

Title: Detailed Planting Proposals 3 of 4
 Project: Heyford Park, Bicester Parcel 8 Dorchester Living
 Date: January 2016
 Scale: 1:200@A1
 Drawing No: 1619 A5 03 N
 Rev: 1