



**KEY: BOUNDARIES AND SURFACES**

APPLICATION BOUNDARY


**BOUNDARY MATERIALS**

- 1.8M HIGH BRICK WALL [BW]  
(TO MATCH ADJOINING PROPERTY)
- 1.8M HIGH STONE WALL  
(TO MATCH ADJOINING PROPERTY)
- 1.8M HIGH TIMBER PANEL FENCING [PF]
- 1.8M HIGH CLOSE BOARDED FENCING [CBF]
- 1M HIGH BOW TOP RAILINGS


**SURFACE MATERIALS**

- TARMACADUM
- BLOCK PAVING
- PLAY AREA  
(SEE DETAILED LANDSCAPE PROPOSALS)
- CONCRETE PAVING SLAB

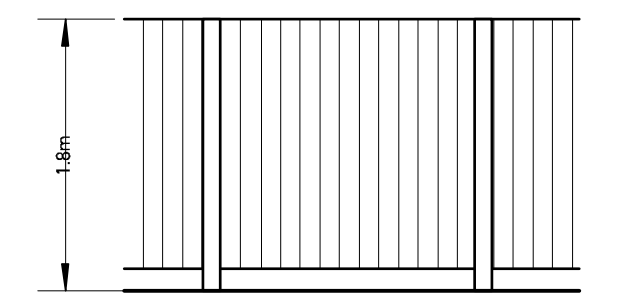
**ENCLOSURE DETAILS (SCALE 1:50)**




1.8M HIGH BRICK WALL  
(TO MATCH ADJOINING HOUSE/GARAGE)




1.8M HIGH TIMBER PANEL FENCE



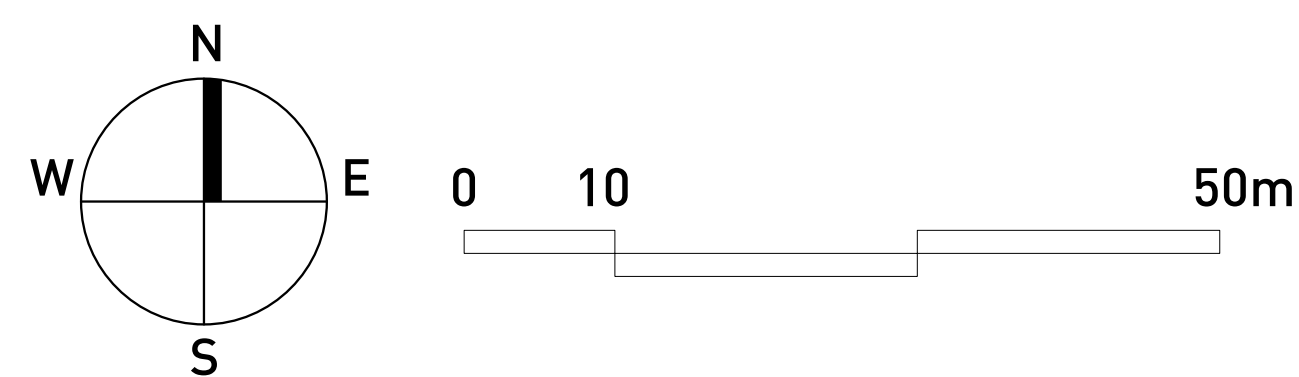
1.8M HIGH CLOSE BOARDED FENCE



1.0M HIGH BOW TOP RAILINGS



1.8M HIGH STONE WALL  
(TO MATCH ADJOINING HOUSE/GARAGE)



**OXFORD ROAD, BODICOTE -  
BOUNDARIES & SURFACES - PHASE 2**

