







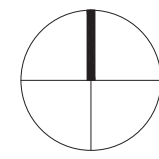


NOTES:  
This drawing is the copyright of Hyland Edger Driver. It must not be copied or reproduced without written consent. Only figured dimensions are to be taken from this drawing. All contractors must visit the site and be responsible for taking and checking all dimensions related to the works shown on this drawing.

- Legend-**
-  Site Boundary
  -  Existing Watercourse
  -  Existing Significant Vegetation
  -  P Pasture
  -  AR Arable Land
  -  OP Open Space (Grass)
  -  Existing Footpath
  -  Existing Contour



Crown copyright. All rights reserved.  
Licence Number: 100019980

A Updated Red Line Boundary and Open Space - RK 28.08.17  
REVISIONS

**H | E | D**  
Hyland Edger Driver

Landscape Architects and Urban Designers  
One Wessex Way Golden Common Winchester Hampshire SO21 1WG  
Telephone 01962 711600 Facsimile 01962 713645

PROJECT  
Bicester Office Park

SUBJECT  
Site Appraisal Plan

DATE	24.04.17	DRAWN BY	ZC
SCALE	1:1,250 @ A1	CHECKED BY	IN
DRAWING NUMBER	HED.1288.003	REVISION	A
DRAWING STATUS			
A - PRELIMINARY	B - ISSUED FOR PLANNING	C - ISSUED FOR DESIGN INFORMATION	D - ISSUED FOR TENDER
E - ISSUED FOR APPROVAL	F - ISSUED FOR CONSTRUCTION	G - AS BUILT	