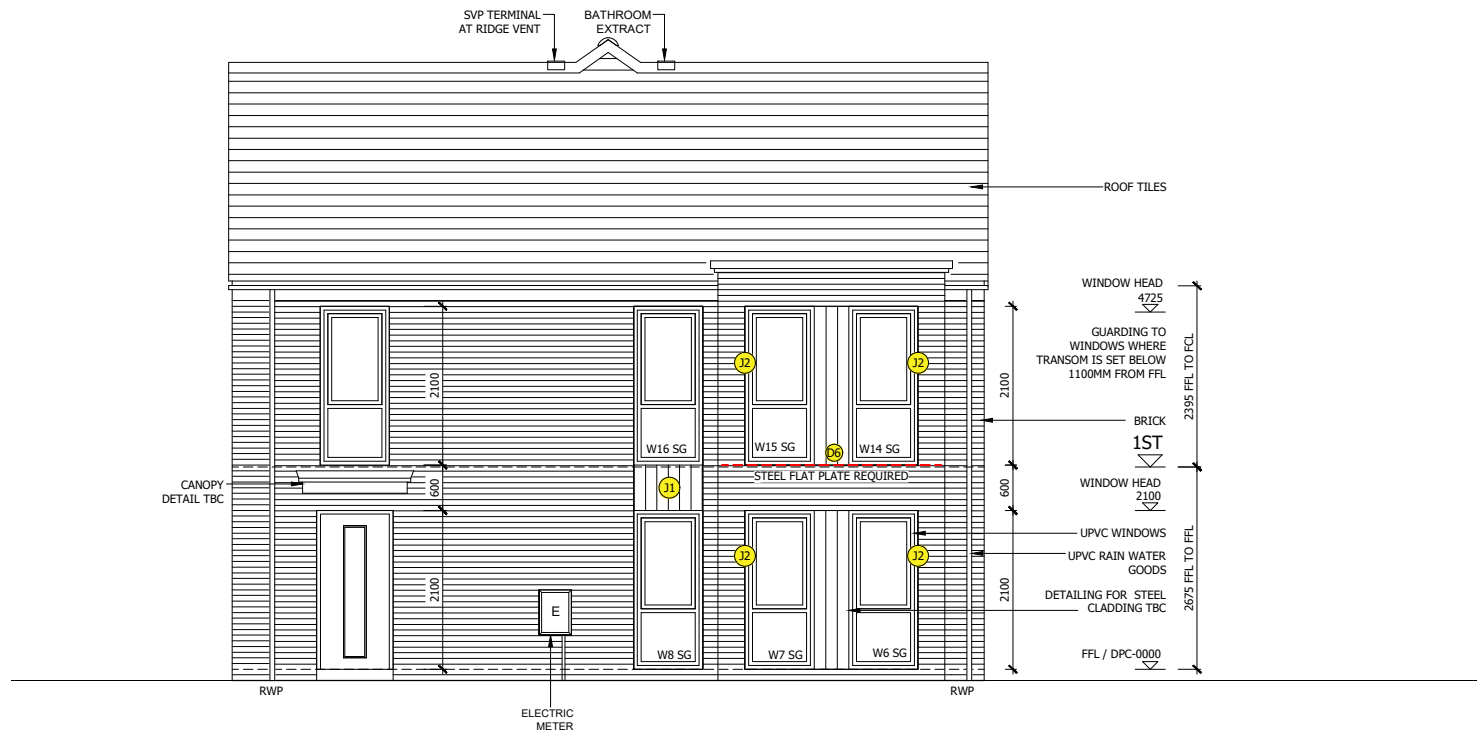
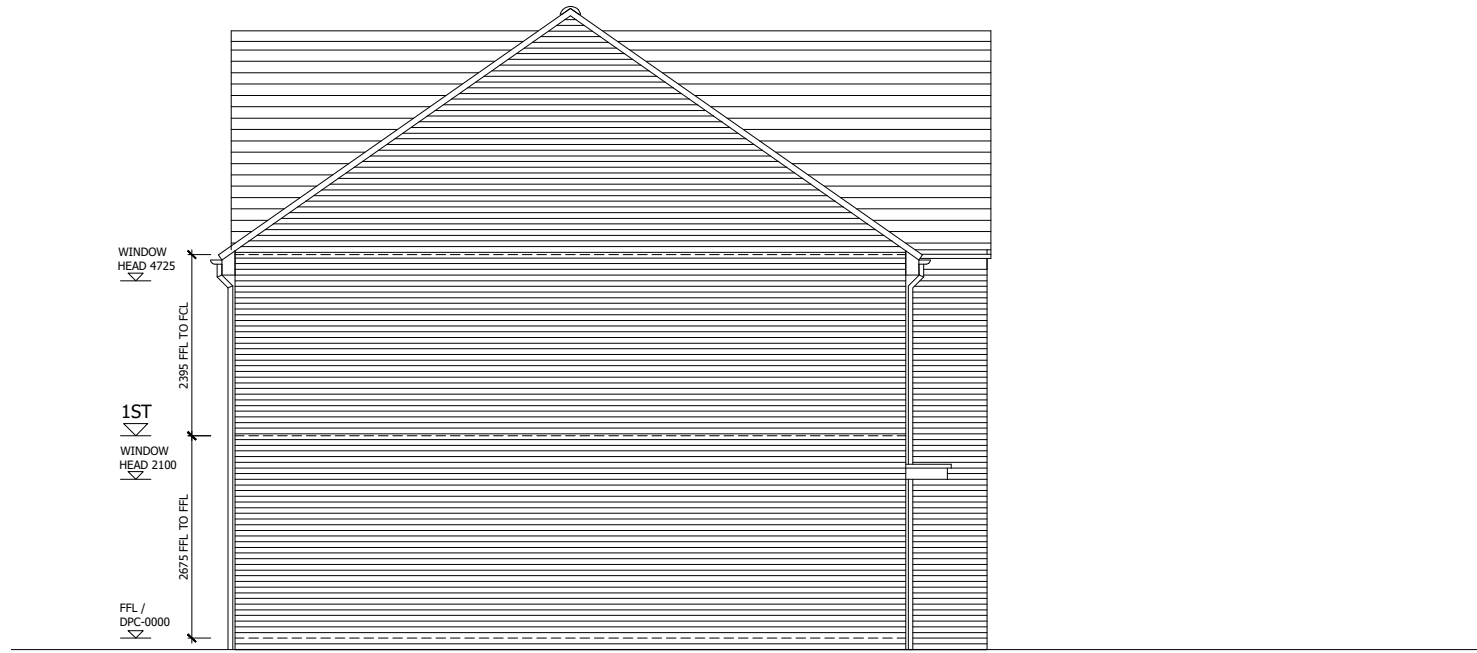


<ul style="list-style-type: none"> - Statutory approvals to be received prior to commencement of works. - Building control submission to be deposited prior to any works. - Check / trace positions of existing services / drainage prior to new works. - Ensure no Easements / rights of way exist on site prior to construction. - Do NOT scale from this drawing. Check dimensions on site against site survey prior to any new works. Report and resolve any discrepancies prior to any new building works. - Relevant Party Wall notices to be served and agreed before new works. - CDM Co-ordinator to be appointed with Health & Safety file in place prior to any new works. 			
Revision:	Date:	Description:	By:
P1	05.12.17	PRELIMINARY ISSUE	JM
P2	30.04.18	AF3 sa updated to suit changes made to house type	MJR
P3	14.06.18	Detail references added.	JM




SIDE ELEVATION
PLOTS 389-392

- GENERAL NOTES**
- THIS DRAWING IS TO BE READ IN CONJUNCTION WITH ALL GENERAL ARRANGEMENT AND PROJECT DETAILS DRAWINGS.
 - UNLESS NOTED OTHERWISE, ALL VERTICAL DIMENSIONS ARE MEASURED FROM DPC/FFL.
 - 2100 INDICATES THE VERTICAL DISTANCE ABOVE DPC/FFL
 - ▽ INDICATES THE VERTICAL DISTANCE ABOVE DPC/FFL
 - EAVES DIMENSION SHOWN MEASURED FROM BRICK/BLOCK FACE TO EXTERNAL FACE OF FASCIA
 - WINDOW LEGEND, REFERENCES AND ABBREVIATIONS USED:
 - W WINDOW/EXTERNAL DOOR
 - SG DENOTES SAFETY GLASS
 - # DENOTES EMERGENCY ESCAPE WINDOW TO COMPLY WITH AD PART B1
 - EMJ EXTERNAL MOVEMENT JOINT
 - FFL FINISHED FLOOR LEVEL
 - FCL FINISHED CEILING LEVEL
 - RWP RAIN WATER PIPE
 - (OB) DENOTES OBSCURE GLASS
 - MINIMUM DISTANCE BETWEEN EXTRACTS AND OPENINGS TO BE 300MM. SIZES OF EXTRACTS AND FLUES TO BE AS MANUFACTURER'S RECOMMENDATIONS. COLOURS TO MATCH SURROUNDING MATERIAL AS APPROPRIATE.
 - FOR WALL, ROOF, WINDOW AND RAINWATER GOODS FINISHES REFER TO MATERIALS SCHEDULE.
 - GROUND LEVEL IS SHOWN APPROXIMATE ONLY. FOR PRECISE LEVELS REFER TO THE CIVIL ENGINEER'S DRAWINGS.
 - FOR ALL MOVEMENT JOINT LOCATIONS REFER TO STRUCTURAL ENGINEERS DRAWINGS - COLOUR OF MOVEMENT JOINT SEALANT TO MATCH FACING BRICK.
 - ELEVATIONS SHOWN ARE FOR A TYPICAL DETACHED UNIT "AS DRAWN". REFER TO THE RELEVANT BLOCK PLAN DRAWINGS FOR TERRACE GARAGES.




SIDE ELEVATION
PLOTS 389-392

Client:



Client:



Site Address:
**UPPER HEYFORD, PHASE 8
BICESTER**

Drawing Title:
**PLOTS 389-392
ELEVATIONS SHEET 2**

Scale: 1:50 @ A1 Date drawn: DEC'2017 Drawn by: JM

Project Number: 620 Drawing Number: BLK-08-29 Revision: P3

Status:
PRELIMINARY ISSUE