

LAND AT SOUTH SIDE, STEEPLE ASTON

ACCESS APPRAISAL

1.0 Introduction

- 1.1 This Technical Note has been prepared by Glanville Consultants on behalf of Rectory Homes to present the findings of an access appraisal undertaken in respect of land to the south of South Side, Steeple Aston.
- 1.2 The site, which is located to the west of the centre of Steeple Aston, fronts South Side, an unclassified semi-rural single carriageway road which runs broadly on an east to west alignment adjacent to the northern site boundary. The site currently benefits from an agricultural access which is located just to the east of the existing change in speed limit from 30mph – 60mph, which itself lies to the immediate west of the site boundary. A site location plan is included at Appendix A.
- 1.3 It is proposed to develop the site to provide six residential dwelling and Glanville has therefore been appointed to assess the feasibility of providing a new vehicular access to South Side. A copy of the proposed site layout, which identifies the proposed point of vehicular access is included at Appendix B.

2.0 Technical Appraisal

- 2.1 In order to determine the speed of through traffic on South Side, which in turn determines the appropriate extent of visibility that should be achieved upon egress from the proposed access, Automatic Traffic Count (ATC) surveys were undertaken for a seven day period at locations approximately 45 metres east and west of the proposed point of access.
- 2.2 The results of the speed survey have been interrogated and the recorded 85th percentile speeds at each location are provided in the table below, while the full speed survey summary is provided at Appendix C.

Table 1: Results of Speed Survey – 85th percentile speeds

Direction of Travel	ATC Location 1 (west of proposed access)	ATC Location 2 (east of proposed access)
Eastbound	32.1mph	26mph
Westbound	32.9mph	28mph

Note: Speeds highlighted in red are those critical in this instance

- 2.3 Given that the 85th percentile speeds at both survey locations are below 37mph / 60kph, reference has been made to Table 10.1 of *Manual for Streets*, which quotes a reaction time of 1.5 seconds and a deceleration rate of 0.45g when calculating stopping sight distances ('Y' distance splays) in instances where the design speed is below 37mph / 60kph.
- 2.4 The corresponding stopping sight distances have been calculated and are provided in Table 2.

Table 2: Stopping Sight Distances

Direction	SSD
Left (west)	47.3 metres
Right (east)	38.9 metres

2.5 An access location is proposed that achieves the above visibility splays measured to the nearside channel line, entirely within the application site and the public highway, as demonstrated by the drawing provided at Appendix D, which for accuracy is based on a topographic survey. Any foliage within the visibility splay envelope can be cleared and thus unobstructed splays can be readily achieved.

2.6 A simple dropped kerb and verge crossover arrangement is proposed, which is considered appropriate for access to a six dwelling development. The proposed site layout is provided at Appendix B, which also details sufficient parking and turning space to ensure all vehicles will egress the site in a forward gear.

3.0 Summary & Conclusion

3.1 This Technical Note has been prepared by Glanville Consultants to present the findings of an access appraisal at land adjacent to South Side, Steeple Aston.

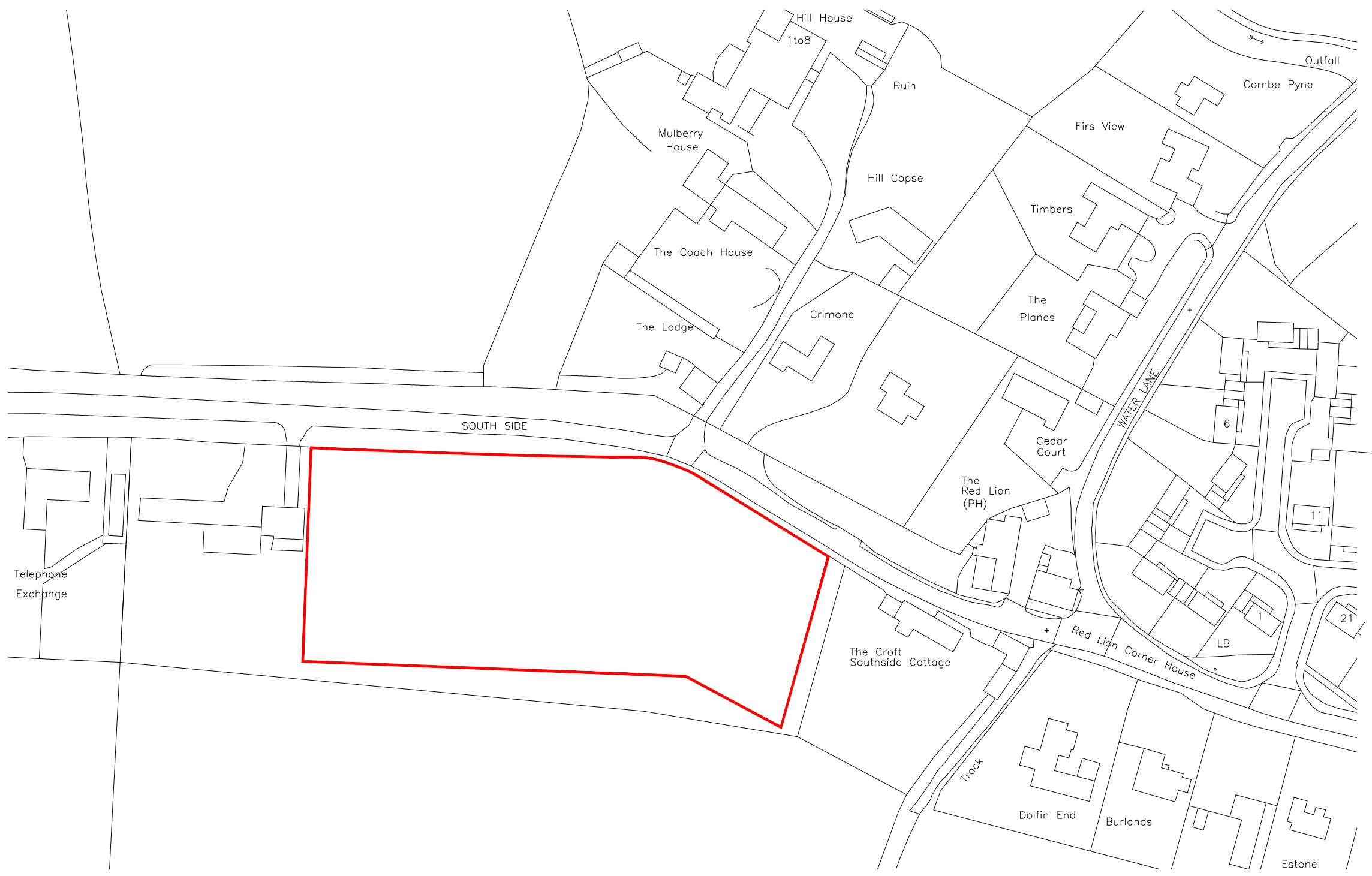
3.2 A seven day Automatic Traffic Count survey was commissioned to establish 85th percentile vehicle approach speeds east and west of the site.

3.3 The appropriate Manual *for* Streets visibility splay formula was used to establish the extent of visibility required to provide safe access to the development. An access location that achieves these visibility splays within the application site and the public highway is proposed.

3.4 Adequate off street parking is proposed, with turning space to ensure all vehicles will egress the site in a forward gear.

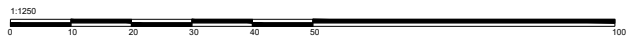
3.5 It is concluded that safe vehicular access can be achieved and therefore the cumulative residual impact of the development will not be 'severe' in the context of the National Planning Policy Framework, and the local Highway Authority should find the proposal acceptable.

Appendix A
Site Location Plan



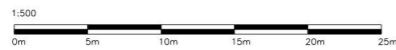
RECTORY LTD RECTORY HOUSE THAME ROAD
 HADDENHAM, AYLESBURY, BUCKINGHAMSHIRE, HP17 8DA
 T: 01844 295100 F: 01844 295350 www.rectory.co.uk

PROJECT:			
South Side Steeple Aston			
DRAWING:			
Location Plan			
DEPARTMENT:	DRAWN BY:	CHECKED BY:	
Planning	MC		
DRAWING No:	SCALE:	PAPER:	REV:
P.224.LP.01	1:1250	A3	A
STATUS:	DATE:		
Proposed	28.07.17		



THIS DRAWING IS THE PROPERTY OF RECTORY HOMES LIMITED AND MAY NOT BE COPIED, LENT, REPRODUCED OR DISCLOSED WITHOUT THEIR WRITTEN PERMISSION

Appendix B
Proposed Site Layout



PROJECT: South Side, Steeple Aston			
DRAWING: Proposed Site Plan			
DEPARTMENT: Planning	DRAWN BY: MC	CHECKED BY:	
DRAWING No: P.224.SP.01	SCALE: 1:500	PAPER: A3	REV: C
STATUS: PROPOSED	DATE: 28.07.17		



RECTORY LTD RECTORY HOUSE THAME ROAD
 HADDENHAM, AYLESBURY, BUCKINGHAMSHIRE, HP17 8DA
 T: 01844 295100 F: 01844 295350 www.rectory.co.uk

Appendix C
Speed Survey Results



22447		STEEPLE ASTON								
		DECEMBER 2017			Posted Speed Limit (PSL)	Total Vehicles	5 Day Ave.	7 Day Ave.	Average 85%ile Speed	Average Mean Speed
Site	Location	Direction	Start Date	End Date						
Site No: 22447001	Site 1, South Side, Steeple Aston (TG Pole) SP 46871 25886	Channel: Eastbound	Fri 08-Dec-17	Thu 14-Dec-17	60	2558	413	365	32.1	26.5
		Channel: Westbound	Fri 08-Dec-17	Thu 14-Dec-17		2518	413	360	32.9	27.0

22447 STEEPLE ASTON Site No: 22447001 Location Site 1, South Side, Steeple Aston (TG Pole)
 Fri 08-Dec-17 to Thu 14-Dec-17 Channel: Eastbound

TIME PERIOD	TOTAL VEHICLES	MOTOR-CYCLES	MOTOR-CYCLES%	CARS	CARS %	LGV	LGV %	HGV	HGV %	BUS	BUS %
Fri 08-Dec-17											
00:00	1	0	0.0	1	100.0	0	0.0	0	0.0	0	0.0
01:00	4	0	0.0	2	50.0	2	50.0	0	0.0	0	0.0
02:00	1	0	0.0	1	100.0	0	0.0	0	0.0	0	0.0
03:00	0	0	-	0	-	0	-	0	-	0	-
04:00	0	0	-	0	-	0	-	0	-	0	-
05:00	2	0	0.0	1	50.0	1	50.0	0	0.0	0	0.0
06:00	4	0	0.0	3	75.0	0	0.0	1	25.0	0	0.0
07:00	15	0	0.0	9	60.0	3	20.0	1	6.7	2	13.3
08:00	38	0	0.0	34	89.5	4	10.5	0	0.0	0	0.0
09:00	19	0	0.0	16	84.2	2	10.5	1	5.3	0	0.0
10:00	38	0	0.0	32	84.2	4	10.5	1	2.6	1	2.6
11:00	25	0	0.0	20	80.0	4	16.0	0	0.0	1	4.0
12:00	38	0	0.0	37	97.4	0	0.0	1	2.6	0	0.0
13:00	27	0	0.0	19	70.4	7	25.9	0	0.0	1	3.7
14:00	53	0	0.0	50	94.3	2	3.8	0	0.0	1	1.9
15:00	45	0	0.0	37	82.2	7	15.6	0	0.0	1	2.2
16:00	42	1	2.4	37	88.1	3	7.1	0	0.0	1	2.4
17:00	36	0	0.0	33	91.7	2	5.6	0	0.0	1	2.8
18:00	39	1	2.6	35	89.7	2	5.1	1	2.6	0	0.0
19:00	21	2	9.5	17	81.0	2	9.5	0	0.0	0	0.0
20:00	16	0	0.0	15	93.8	1	6.3	0	0.0	0	0.0
21:00	12	0	0.0	12	100.0	0	0.0	0	0.0	0	0.0
22:00	23	1	4.4	22	95.7	0	0.0	0	0.0	0	0.0
23:00	5	0	0.0	5	100.0	0	0.0	0	0.0	0	0.0
12H,7-19	415	2	0.5	359	86.5	40	9.6	5	1.2	9	2.2
16H,6-22	468	4	0.9	406	86.8	43	9.2	6	1.3	9	1.9
18H,6-24	496	5	1.0	433	87.3	43	8.7	6	1.2	9	1.8
24H,0-24	504	5	1.0	438	86.9	46	9.1	6	1.2	9	1.8

22447 STEEPLE ASTON Site No: 22447001 Location Site 1, South Side, Steeple Aston (TG Pole)
 Fri 08-Dec-17 to Thu 14-Dec-17 Channel: Eastbound

TIME PERIOD	TOTAL VEHICLES	MOTOR-CYCLES	MOTOR-CYCLES%	CARS	CARS %	LGV	LGV %	HGV	HGV %	BUS	BUS %
Sat 09-Dec-17											
00:00	3	0	0.0	3	100.0	0	0.0	0	0.0	0	0.0
01:00	0	0	-	0	-	0	-	0	-	0	-
02:00	1	0	0.0	1	100.0	0	0.0	0	0.0	0	0.0
03:00	0	0	-	0	-	0	-	0	-	0	-
04:00	0	0	-	0	-	0	-	0	-	0	-
05:00	1	0	0.0	0	0.0	1	100.0	0	0.0	0	0.0
06:00	3	0	0.0	3	100.0	0	0.0	0	0.0	0	0.0
07:00	8	0	0.0	6	75.0	1	12.5	1	12.5	0	0.0
08:00	14	0	0.0	11	78.6	2	14.3	0	0.0	1	7.1
09:00	26	0	0.0	25	96.2	0	0.0	0	0.0	1	3.9
10:00	22	0	0.0	19	86.4	2	9.1	0	0.0	1	4.6
11:00	33	0	0.0	28	84.9	4	12.1	0	0.0	1	3.0
12:00	33	0	0.0	29	87.9	3	9.1	0	0.0	1	3.0
13:00	38	0	0.0	35	92.1	3	7.9	0	0.0	0	0.0
14:00	34	0	0.0	32	94.1	1	2.9	0	0.0	1	2.9
15:00	39	0	0.0	35	89.7	3	7.7	0	0.0	1	2.6
16:00	42	0	0.0	42	100.0	0	0.0	0	0.0	0	0.0
17:00	41	0	0.0	36	87.8	3	7.3	1	2.4	1	2.4
18:00	25	0	0.0	23	92.0	1	4.0	0	0.0	1	4.0
19:00	25	0	0.0	23	92.0	2	8.0	0	0.0	0	0.0
20:00	10	1	10.0	9	90.0	0	0.0	0	0.0	0	0.0
21:00	14	0	0.0	14	100.0	0	0.0	0	0.0	0	0.0
22:00	12	0	0.0	12	100.0	0	0.0	0	0.0	0	0.0
23:00	6	0	0.0	6	100.0	0	0.0	0	0.0	0	0.0
12H,7-19	355	0	0.0	321	90.4	23	6.5	2	0.6	9	2.5
16H,6-22	407	1	0.3	370	90.9	25	6.1	2	0.5	9	2.2
18H,6-24	425	1	0.2	388	91.3	25	5.9	2	0.5	9	2.1
24H,0-24	430	1	0.2	392	91.2	26	6.1	2	0.5	9	2.1

22447 STEEPLE ASTON Site No: 22447001 Location Site 1, South Side, Steeple Aston (TG Pole)
 Fri 08-Dec-17 to Thu 14-Dec-17 Channel: Eastbound

TIME PERIOD	TOTAL VEHICLES	MOTOR-CYCLES	MOTOR-CYCLES%	CARS	CARS %	LGV	LGV %	HGV	HGV %	BUS	BUS %
Sun 10-Dec-17											
00:00	2	0	0.0	2	100.0	0	0.0	0	0.0	0	0.0
01:00	2	0	0.0	2	100.0	0	0.0	0	0.0	0	0.0
02:00	2	0	0.0	2	100.0	0	0.0	0	0.0	0	0.0
03:00	0	0	-	0	-	0	-	0	-	0	-
04:00	0	0	-	0	-	0	-	0	-	0	-
05:00	1	0	0.0	0	0.0	1	100.0	0	0.0	0	0.0
06:00	1	0	0.0	1	100.0	0	0.0	0	0.0	0	0.0
07:00	3	0	0.0	1	33.3	2	66.7	0	0.0	0	0.0
08:00	4	0	0.0	4	100.0	0	0.0	0	0.0	0	0.0
09:00	5	0	0.0	3	60.0	2	40.0	0	0.0	0	0.0
10:00	4	0	0.0	4	100.0	0	0.0	0	0.0	0	0.0
11:00	16	0	0.0	15	93.8	0	0.0	1	6.3	0	0.0
12:00	14	0	0.0	14	100.0	0	0.0	0	0.0	0	0.0
13:00	8	0	0.0	8	100.0	0	0.0	0	0.0	0	0.0
14:00	3	0	0.0	3	100.0	0	0.0	0	0.0	0	0.0
15:00	0	0	-	0	-	0	-	0	-	0	-
16:00	0	0	-	0	-	0	-	0	-	0	-
17:00	0	0	-	0	-	0	-	0	-	0	-
18:00	0	0	-	0	-	0	-	0	-	0	-
19:00	0	0	-	0	-	0	-	0	-	0	-
20:00	0	0	-	0	-	0	-	0	-	0	-
21:00	0	0	-	0	-	0	-	0	-	0	-
22:00	0	0	-	0	-	0	-	0	-	0	-
23:00	0	0	-	0	-	0	-	0	-	0	-
12H,7-19	57	0	0.0	52	91.2	4	7.0	1	1.8	0	0.0
16H,6-22	58	0	0.0	53	91.4	4	6.9	1	1.7	0	0.0
18H,6-24	58	0	0.0	53	91.4	4	6.9	1	1.7	0	0.0
24H,0-24	65	0	0.0	59	90.8	5	7.7	1	1.5	0	0.0

22447 STEEPLE ASTON Site No: 22447001 Location Site 1, South Side, Steeple Aston (TG Pole)
 Fri 08-Dec-17 to Thu 14-Dec-17 Channel: Eastbound

TIME PERIOD	TOTAL VEHICLES	MOTOR-CYCLES	MOTOR-CYCLES%	CARS	CARS %	LGV	LGV %	HGV	HGV %	BUS	BUS %
Mon 11-Dec-17											
00:00	0	0	-	0	-	0	-	0	-	0	-
01:00	0	0	-	0	-	0	-	0	-	0	-
02:00	0	0	-	0	-	0	-	0	-	0	-
03:00	0	0	-	0	-	0	-	0	-	0	-
04:00	0	0	-	0	-	0	-	0	-	0	-
05:00	0	0	-	0	-	0	-	0	-	0	-
06:00	0	0	-	0	-	0	-	0	-	0	-
07:00	0	0	-	0	-	0	-	0	-	0	-
08:00	0	0	-	0	-	0	-	0	-	0	-
09:00	0	0	-	0	-	0	-	0	-	0	-
10:00	0	0	-	0	-	0	-	0	-	0	-
11:00	0	0	-	0	-	0	-	0	-	0	-
12:00	0	0	-	0	-	0	-	0	-	0	-
13:00	0	0	-	0	-	0	-	0	-	0	-
14:00	0	0	-	0	-	0	-	0	-	0	-
15:00	0	0	-	0	-	0	-	0	-	0	-
16:00	0	0	-	0	-	0	-	0	-	0	-
17:00	0	0	-	0	-	0	-	0	-	0	-
18:00	0	0	-	0	-	0	-	0	-	0	-
19:00	0	0	-	0	-	0	-	0	-	0	-
20:00	0	0	-	0	-	0	-	0	-	0	-
21:00	0	0	-	0	-	0	-	0	-	0	-
22:00	0	0	-	0	-	0	-	0	-	0	-
23:00	0	0	-	0	-	0	-	0	-	0	-
12H,7-19	0	0	-	0	-	0	-	0	-	0	-
16H,6-22	0	0	-	0	-	0	-	0	-	0	-
18H,6-24	0	0	-	0	-	0	-	0	-	0	-
24H,0-24	0	0	-	0	-	0	-	0	-	0	-

22447 STEEPLE ASTON Site No: 22447001 Location Site 1, South Side, Steeple Aston (TG Pole)
 Fri 08-Dec-17 to Thu 14-Dec-17 Channel: Eastbound

TIME PERIOD	TOTAL VEHICLES	MOTOR-CYCLES	MOTOR-CYCLES%	CARS	CARS %	LGV	LGV %	HGV	HGV %	BUS	BUS %
Tue 12-Dec-17											
00:00	0	0	-	0	-	0	-	0	-	0	-
01:00	0	0	-	0	-	0	-	0	-	0	-
02:00	0	0	-	0	-	0	-	0	-	0	-
03:00	0	0	-	0	-	0	-	0	-	0	-
04:00	0	0	-	0	-	0	-	0	-	0	-
05:00	0	0	-	0	-	0	-	0	-	0	-
06:00	0	0	-	0	-	0	-	0	-	0	-
07:00	22	0	0.0	16	72.7	1	4.6	4	18.2	1	4.6
08:00	33	0	0.0	28	84.9	4	12.1	1	3.0	0	0.0
09:00	25	0	0.0	19	76.0	5	20.0	1	4.0	0	0.0
10:00	12	0	0.0	8	66.7	3	25.0	1	8.3	0	0.0
11:00	33	0	0.0	29	87.9	3	9.1	1	3.0	0	0.0
12:00	40	0	0.0	36	90.0	3	7.5	1	2.5	0	0.0
13:00	31	0	0.0	26	83.9	4	12.9	1	3.2	0	0.0
14:00	37	0	0.0	32	86.5	4	10.8	0	0.0	1	2.7
15:00	43	0	0.0	36	83.7	5	11.6	1	2.3	1	2.3
16:00	45	0	0.0	40	88.9	4	8.9	1	2.2	0	0.0
17:00	57	0	0.0	53	93.0	3	5.3	1	1.8	0	0.0
18:00	28	0	0.0	28	100.0	0	0.0	0	0.0	0	0.0
19:00	22	0	0.0	22	100.0	0	0.0	0	0.0	0	0.0
20:00	9	0	0.0	9	100.0	0	0.0	0	0.0	0	0.0
21:00	12	0	0.0	11	91.7	0	0.0	1	8.3	0	0.0
22:00	10	0	0.0	8	80.0	2	20.0	0	0.0	0	0.0
23:00	2	0	0.0	2	100.0	0	0.0	0	0.0	0	0.0
12H,7-19	406	0	0.0	351	86.5	39	9.6	13	3.2	3	0.7
16H,6-22	449	0	0.0	393	87.5	39	8.7	14	3.1	3	0.7
18H,6-24	461	0	0.0	403	87.4	41	8.9	14	3.0	3	0.7
24H,0-24	461	0	0.0	403	87.4	41	8.9	14	3.0	3	0.7

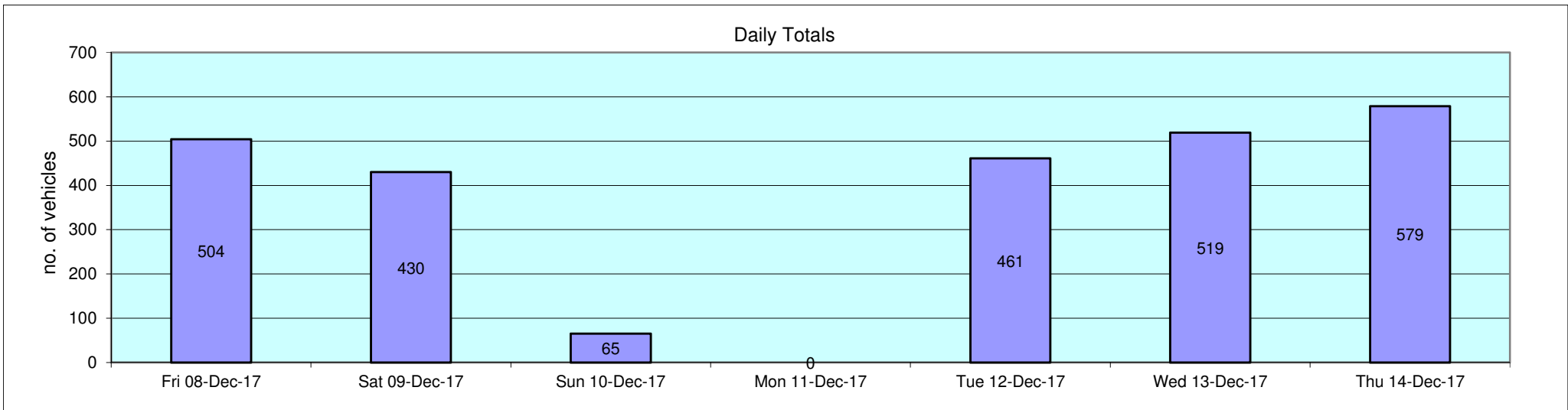
22447 STEEPLE ASTON Site No: 22447001 Location Site 1, South Side, Steeple Aston (TG Pole)
 Fri 08-Dec-17 to Thu 14-Dec-17 Channel: Eastbound

TIME PERIOD	TOTAL VEHICLES	MOTOR-CYCLES	MOTOR-CYCLES%	CARS	CARS %	LGV	LGV %	HGV	HGV %	BUS	BUS %
Wed 13-Dec-17											
00:00	0	0	-	0	-	0	-	0	-	0	-
01:00	0	0	-	0	-	0	-	0	-	0	-
02:00	0	0	-	0	-	0	-	0	-	0	-
03:00	1	0	0.0	1	100.0	0	0.0	0	0.0	0	0.0
04:00	0	0	-	0	-	0	-	0	-	0	-
05:00	3	0	0.0	2	66.7	1	33.3	0	0.0	0	0.0
06:00	4	0	0.0	2	50.0	1	25.0	1	25.0	0	0.0
07:00	20	0	0.0	13	65.0	1	5.0	5	25.0	1	5.0
08:00	34	0	0.0	28	82.4	5	14.7	1	2.9	0	0.0
09:00	30	0	0.0	24	80.0	5	16.7	1	3.3	0	0.0
10:00	14	0	0.0	11	78.6	2	14.3	1	7.1	0	0.0
11:00	32	0	0.0	26	81.3	5	15.6	1	3.1	0	0.0
12:00	29	1	3.5	24	82.8	3	10.3	1	3.5	0	0.0
13:00	28	0	0.0	25	89.3	2	7.1	1	3.6	0	0.0
14:00	42	1	2.4	37	88.1	3	7.1	0	0.0	1	2.4
15:00	53	0	0.0	47	88.7	4	7.6	1	1.9	1	1.9
16:00	51	0	0.0	47	92.2	3	5.9	1	2.0	0	0.0
17:00	48	0	0.0	47	97.9	0	0.0	1	2.1	0	0.0
18:00	52	0	0.0	49	94.2	2	3.9	1	1.9	0	0.0
19:00	21	0	0.0	20	95.2	1	4.8	0	0.0	0	0.0
20:00	25	0	0.0	24	96.0	1	4.0	0	0.0	0	0.0
21:00	15	0	0.0	14	93.3	1	6.7	0	0.0	0	0.0
22:00	8	0	0.0	7	87.5	0	0.0	1	12.5	0	0.0
23:00	9	0	0.0	9	100.0	0	0.0	0	0.0	0	0.0
12H,7-19	433	2	0.5	378	87.3	35	8.1	15	3.5	3	0.7
16H,6-22	498	2	0.4	438	88.0	39	7.8	16	3.2	3	0.6
18H,6-24	515	2	0.4	454	88.2	39	7.6	17	3.3	3	0.6
24H,0-24	519	2	0.4	457	88.1	40	7.7	17	3.3	3	0.6

TIME PERIOD	TOTAL VEHICLES	MOTOR-CYCLES	MOTOR-CYCLES%	CARS	CARS %	LGV	LGV %	HGV	HGV %	BUS	BUS %
Thu 14-Dec-17											
00:00	2	1	50.0	1	50.0	0	0.0	0	0.0	0	0.0
01:00	1	0	0.0	1	100.0	0	0.0	0	0.0	0	0.0
02:00	0	0	-	0	-	0	-	0	-	0	-
03:00	1	0	0.0	1	100.0	0	0.0	0	0.0	0	0.0
04:00	0	0	-	0	-	0	-	0	-	0	-
05:00	4	0	0.0	1	25.0	3	75.0	0	0.0	0	0.0
06:00	3	0	0.0	2	66.7	0	0.0	1	33.3	0	0.0
07:00	22	0	0.0	15	68.2	4	18.2	3	13.6	0	0.0
08:00	46	0	0.0	40	87.0	5	10.9	1	2.2	0	0.0
09:00	36	0	0.0	31	86.1	4	11.1	1	2.8	0	0.0
10:00	22	0	0.0	20	90.9	2	9.1	0	0.0	0	0.0
11:00	21	0	0.0	18	85.7	2	9.5	1	4.8	0	0.0
12:00	39	0	0.0	35	89.7	2	5.1	2	5.1	0	0.0
13:00	24	0	0.0	18	75.0	5	20.8	1	4.2	0	0.0
14:00	34	0	0.0	29	85.3	4	11.8	1	2.9	0	0.0
15:00	45	0	0.0	40	88.9	3	6.7	1	2.2	1	2.2
16:00	68	0	0.0	63	92.7	4	5.9	1	1.5	0	0.0
17:00	75	2	2.7	68	90.7	4	5.3	1	1.3	0	0.0
18:00	39	0	0.0	37	94.9	2	5.1	0	0.0	0	0.0
19:00	34	0	0.0	31	91.2	2	5.9	1	2.9	0	0.0
20:00	20	0	0.0	18	90.0	2	10.0	0	0.0	0	0.0
21:00	18	0	0.0	17	94.4	1	5.6	0	0.0	0	0.0
22:00	19	0	0.0	17	89.5	2	10.5	0	0.0	0	0.0
23:00	6	0	0.0	6	100.0	0	0.0	0	0.0	0	0.0
12H,7-19	471	2	0.4	414	87.9	41	8.7	13	2.8	1	0.2
16H,6-22	546	2	0.4	482	88.3	46	8.4	15	2.8	1	0.2
18H,6-24	571	2	0.4	505	88.4	48	8.4	15	2.6	1	0.2
24H,0-24	579	3	0.5	509	87.9	51	8.8	15	2.6	1	0.2

22447 STEEPLE ASTON Site No: 22447001 Location Site 1, South Side, Steeple Aston (TG Pole)
 Fri 08-Dec-17 to Thu 14-Dec-17 Channel: Eastbound

TIME PERIOD	TOTAL VEHICLES	MOTOR-CYCLES	MOTOR-CYCLES%	CARS	CARS %	LGV	LGV %	HGV	HGV %	BUS	BUS %
Daily Totals											
Fri 08-Dec-17	504	5	1.0	438	86.9	46	9.1	6	1.2	9	1.8
Sat 09-Dec-17	430	1	0.2	392	91.2	26	6.1	2	0.5	9	2.1
Sun 10-Dec-17	65	0	0.0	59	90.8	5	7.7	1	1.5	0	0.0
Mon 11-Dec-17	0	0	-	0	-	0	-	0	-	0	-
Tue 12-Dec-17	461	0	0.0	403	87.4	41	8.9	14	3.0	3	0.7
Wed 13-Dec-17	519	2	0.4	457	88.1	40	7.7	17	3.3	3	0.6
Thu 14-Dec-17	579	3	0.5	509	87.9	51	8.8	15	2.6	1	0.2
Total Vehicles											
[--]	2558	11	0.3	2258	76.0	209	6.9	55	1.7	25	0.8



22447 STEEPLE ASTON Site No: 22447001 Location Site 1, South Side, Steeple Aston (TG Pole)
 Fri 08-Dec-17 to Thu 14-Dec-17 Channel: Eastbound

TIME PERIOD	TOTAL VEHICLES	MOTOR-CYCLES	MOTOR-CYCLES%	CARS	CARS %	LGV	LGV %	HGV	HGV %	BUS	BUS %
Fri 08-Dec-17											
00:00	1	0	0.0	1	100.0	0	0.0	0	0.0	0	0.0
01:00	4	0	0.0	2	50.0	2	50.0	0	0.0	0	0.0
02:00	1	0	0.0	1	100.0	0	0.0	0	0.0	0	0.0
03:00	0	0	-	0	-	0	-	0	-	0	-
04:00	0	0	-	0	-	0	-	0	-	0	-
05:00	2	0	0.0	1	50.0	1	50.0	0	0.0	0	0.0
06:00	4	0	0.0	3	75.0	0	0.0	1	25.0	0	0.0
07:00	15	0	0.0	9	60.0	3	20.0	1	6.7	2	13.3
08:00	38	0	0.0	34	89.5	4	10.5	0	0.0	0	0.0
09:00	19	0	0.0	16	84.2	2	10.5	1	5.3	0	0.0
10:00	38	0	0.0	32	84.2	4	10.5	1	2.6	1	2.6
11:00	25	0	0.0	20	80.0	4	16.0	0	0.0	1	4.0
12:00	38	0	0.0	37	97.4	0	0.0	1	2.6	0	0.0
13:00	27	0	0.0	19	70.4	7	25.9	0	0.0	1	3.7
14:00	53	0	0.0	50	94.3	2	3.8	0	0.0	1	1.9
15:00	45	0	0.0	37	82.2	7	15.6	0	0.0	1	2.2
16:00	42	1	2.4	37	88.1	3	7.1	0	0.0	1	2.4
17:00	36	0	0.0	33	91.7	2	5.6	0	0.0	1	2.8
18:00	39	1	2.6	35	89.7	2	5.1	1	2.6	0	0.0
19:00	21	2	9.5	17	81.0	2	9.5	0	0.0	0	0.0
20:00	16	0	0.0	15	93.8	1	6.3	0	0.0	0	0.0
21:00	12	0	0.0	12	100.0	0	0.0	0	0.0	0	0.0
22:00	23	1	4.4	22	95.7	0	0.0	0	0.0	0	0.0
23:00	5	0	0.0	5	100.0	0	0.0	0	0.0	0	0.0
12H,7-19	415	2	0.5	359	86.5	40	9.6	5	1.2	9	2.2
16H,6-22	468	4	0.9	406	86.8	43	9.2	6	1.3	9	1.9
18H,6-24	496	5	1.0	433	87.3	43	8.7	6	1.2	9	1.8
24H,0-24	504	5	1.0	438	86.9	46	9.1	6	1.2	9	1.8

22447 STEEPLE ASTON Site No: 22447001 Location Site 1, South Side, Steeple Aston (TG Pole)
 Fri 08-Dec-17 to Thu 14-Dec-17 Channel: Eastbound

TIME PERIOD	TOTAL VEHICLES	MOTOR-CYCLES	MOTOR-CYCLES%	CARS	CARS %	LGV	LGV %	HGV	HGV %	BUS	BUS %
Sat 09-Dec-17											
00:00	3	0	0.0	3	100.0	0	0.0	0	0.0	0	0.0
01:00	0	0	-	0	-	0	-	0	-	0	-
02:00	1	0	0.0	1	100.0	0	0.0	0	0.0	0	0.0
03:00	0	0	-	0	-	0	-	0	-	0	-
04:00	0	0	-	0	-	0	-	0	-	0	-
05:00	1	0	0.0	0	0.0	1	100.0	0	0.0	0	0.0
06:00	3	0	0.0	3	100.0	0	0.0	0	0.0	0	0.0
07:00	8	0	0.0	6	75.0	1	12.5	1	12.5	0	0.0
08:00	14	0	0.0	11	78.6	2	14.3	0	0.0	1	7.1
09:00	26	0	0.0	25	96.2	0	0.0	0	0.0	1	3.9
10:00	22	0	0.0	19	86.4	2	9.1	0	0.0	1	4.6
11:00	33	0	0.0	28	84.9	4	12.1	0	0.0	1	3.0
12:00	33	0	0.0	29	87.9	3	9.1	0	0.0	1	3.0
13:00	38	0	0.0	35	92.1	3	7.9	0	0.0	0	0.0
14:00	34	0	0.0	32	94.1	1	2.9	0	0.0	1	2.9
15:00	39	0	0.0	35	89.7	3	7.7	0	0.0	1	2.6
16:00	42	0	0.0	42	100.0	0	0.0	0	0.0	0	0.0
17:00	41	0	0.0	36	87.8	3	7.3	1	2.4	1	2.4
18:00	25	0	0.0	23	92.0	1	4.0	0	0.0	1	4.0
19:00	25	0	0.0	23	92.0	2	8.0	0	0.0	0	0.0
20:00	10	1	10.0	9	90.0	0	0.0	0	0.0	0	0.0
21:00	14	0	0.0	14	100.0	0	0.0	0	0.0	0	0.0
22:00	12	0	0.0	12	100.0	0	0.0	0	0.0	0	0.0
23:00	6	0	0.0	6	100.0	0	0.0	0	0.0	0	0.0
12H,7-19	355	0	0.0	321	90.4	23	6.5	2	0.6	9	2.5
16H,6-22	407	1	0.3	370	90.9	25	6.1	2	0.5	9	2.2
18H,6-24	425	1	0.2	388	91.3	25	5.9	2	0.5	9	2.1
24H,0-24	430	1	0.2	392	91.2	26	6.1	2	0.5	9	2.1

22447 STEEPLE ASTON Site No: 22447001 Location Site 1, South Side, Steeple Aston (TG Pole)
 Fri 08-Dec-17 to Thu 14-Dec-17 Channel: Eastbound

TIME PERIOD	TOTAL VEHICLES	MOTOR-CYCLES	MOTOR-CYCLES%	CARS	CARS %	LGV	LGV %	HGV	HGV %	BUS	BUS %
Sun 10-Dec-17											
00:00	2	0	0.0	2	100.0	0	0.0	0	0.0	0	0.0
01:00	2	0	0.0	2	100.0	0	0.0	0	0.0	0	0.0
02:00	2	0	0.0	2	100.0	0	0.0	0	0.0	0	0.0
03:00	0	0	-	0	-	0	-	0	-	0	-
04:00	0	0	-	0	-	0	-	0	-	0	-
05:00	1	0	0.0	0	0.0	1	100.0	0	0.0	0	0.0
06:00	1	0	0.0	1	100.0	0	0.0	0	0.0	0	0.0
07:00	3	0	0.0	1	33.3	2	66.7	0	0.0	0	0.0
08:00	4	0	0.0	4	100.0	0	0.0	0	0.0	0	0.0
09:00	5	0	0.0	3	60.0	2	40.0	0	0.0	0	0.0
10:00	4	0	0.0	4	100.0	0	0.0	0	0.0	0	0.0
11:00	16	0	0.0	15	93.8	0	0.0	1	6.3	0	0.0
12:00	14	0	0.0	14	100.0	0	0.0	0	0.0	0	0.0
13:00	8	0	0.0	8	100.0	0	0.0	0	0.0	0	0.0
14:00	3	0	0.0	3	100.0	0	0.0	0	0.0	0	0.0
15:00	0	0	-	0	-	0	-	0	-	0	-
16:00	0	0	-	0	-	0	-	0	-	0	-
17:00	0	0	-	0	-	0	-	0	-	0	-
18:00	0	0	-	0	-	0	-	0	-	0	-
19:00	0	0	-	0	-	0	-	0	-	0	-
20:00	0	0	-	0	-	0	-	0	-	0	-
21:00	0	0	-	0	-	0	-	0	-	0	-
22:00	0	0	-	0	-	0	-	0	-	0	-
23:00	0	0	-	0	-	0	-	0	-	0	-
12H,7-19	57	0	0.0	52	91.2	4	7.0	1	1.8	0	0.0
16H,6-22	58	0	0.0	53	91.4	4	6.9	1	1.7	0	0.0
18H,6-24	58	0	0.0	53	91.4	4	6.9	1	1.7	0	0.0
24H,0-24	65	0	0.0	59	90.8	5	7.7	1	1.5	0	0.0

22447 STEEPLE ASTON Site No: 22447001 Location Site 1, South Side, Steeple Aston (TG Pole)
 Fri 08-Dec-17 to Thu 14-Dec-17 Channel: Eastbound

TIME PERIOD	TOTAL VEHICLES	MOTOR-CYCLES	MOTOR-CYCLES%	CARS	CARS %	LGV	LGV %	HGV	HGV %	BUS	BUS %
Mon 11-Dec-17											
00:00	0	0	-	0	-	0	-	0	-	0	-
01:00	0	0	-	0	-	0	-	0	-	0	-
02:00	0	0	-	0	-	0	-	0	-	0	-
03:00	0	0	-	0	-	0	-	0	-	0	-
04:00	0	0	-	0	-	0	-	0	-	0	-
05:00	0	0	-	0	-	0	-	0	-	0	-
06:00	0	0	-	0	-	0	-	0	-	0	-
07:00	0	0	-	0	-	0	-	0	-	0	-
08:00	0	0	-	0	-	0	-	0	-	0	-
09:00	0	0	-	0	-	0	-	0	-	0	-
10:00	0	0	-	0	-	0	-	0	-	0	-
11:00	0	0	-	0	-	0	-	0	-	0	-
12:00	0	0	-	0	-	0	-	0	-	0	-
13:00	0	0	-	0	-	0	-	0	-	0	-
14:00	0	0	-	0	-	0	-	0	-	0	-
15:00	0	0	-	0	-	0	-	0	-	0	-
16:00	0	0	-	0	-	0	-	0	-	0	-
17:00	0	0	-	0	-	0	-	0	-	0	-
18:00	0	0	-	0	-	0	-	0	-	0	-
19:00	0	0	-	0	-	0	-	0	-	0	-
20:00	0	0	-	0	-	0	-	0	-	0	-
21:00	0	0	-	0	-	0	-	0	-	0	-
22:00	0	0	-	0	-	0	-	0	-	0	-
23:00	0	0	-	0	-	0	-	0	-	0	-
12H,7-19	0	0	-	0	-	0	-	0	-	0	-
16H,6-22	0	0	-	0	-	0	-	0	-	0	-
18H,6-24	0	0	-	0	-	0	-	0	-	0	-
24H,0-24	0	0	-	0	-	0	-	0	-	0	-

TIME PERIOD	TOTAL VEHICLES	MOTOR-CYCLES	MOTOR-CYCLES%	CARS	CARS %	LGV	LGV %	HGV	HGV %	BUS	BUS %
Tue 12-Dec-17											
00:00	0	0	-	0	-	0	-	0	-	0	-
01:00	0	0	-	0	-	0	-	0	-	0	-
02:00	0	0	-	0	-	0	-	0	-	0	-
03:00	0	0	-	0	-	0	-	0	-	0	-
04:00	0	0	-	0	-	0	-	0	-	0	-
05:00	0	0	-	0	-	0	-	0	-	0	-
06:00	0	0	-	0	-	0	-	0	-	0	-
07:00	22	0	0.0	16	72.7	1	4.6	4	18.2	1	4.6
08:00	33	0	0.0	28	84.9	4	12.1	1	3.0	0	0.0
09:00	25	0	0.0	19	76.0	5	20.0	1	4.0	0	0.0
10:00	12	0	0.0	8	66.7	3	25.0	1	8.3	0	0.0
11:00	33	0	0.0	29	87.9	3	9.1	1	3.0	0	0.0
12:00	40	0	0.0	36	90.0	3	7.5	1	2.5	0	0.0
13:00	31	0	0.0	26	83.9	4	12.9	1	3.2	0	0.0
14:00	37	0	0.0	32	86.5	4	10.8	0	0.0	1	2.7
15:00	43	0	0.0	36	83.7	5	11.6	1	2.3	1	2.3
16:00	45	0	0.0	40	88.9	4	8.9	1	2.2	0	0.0
17:00	57	0	0.0	53	93.0	3	5.3	1	1.8	0	0.0
18:00	28	0	0.0	28	100.0	0	0.0	0	0.0	0	0.0
19:00	22	0	0.0	22	100.0	0	0.0	0	0.0	0	0.0
20:00	9	0	0.0	9	100.0	0	0.0	0	0.0	0	0.0
21:00	12	0	0.0	11	91.7	0	0.0	1	8.3	0	0.0
22:00	10	0	0.0	8	80.0	2	20.0	0	0.0	0	0.0
23:00	2	0	0.0	2	100.0	0	0.0	0	0.0	0	0.0
12H,7-19	406	0	0.0	351	86.5	39	9.6	13	3.2	3	0.7
16H,6-22	449	0	0.0	393	87.5	39	8.7	14	3.1	3	0.7
18H,6-24	461	0	0.0	403	87.4	41	8.9	14	3.0	3	0.7
24H,0-24	461	0	0.0	403	87.4	41	8.9	14	3.0	3	0.7

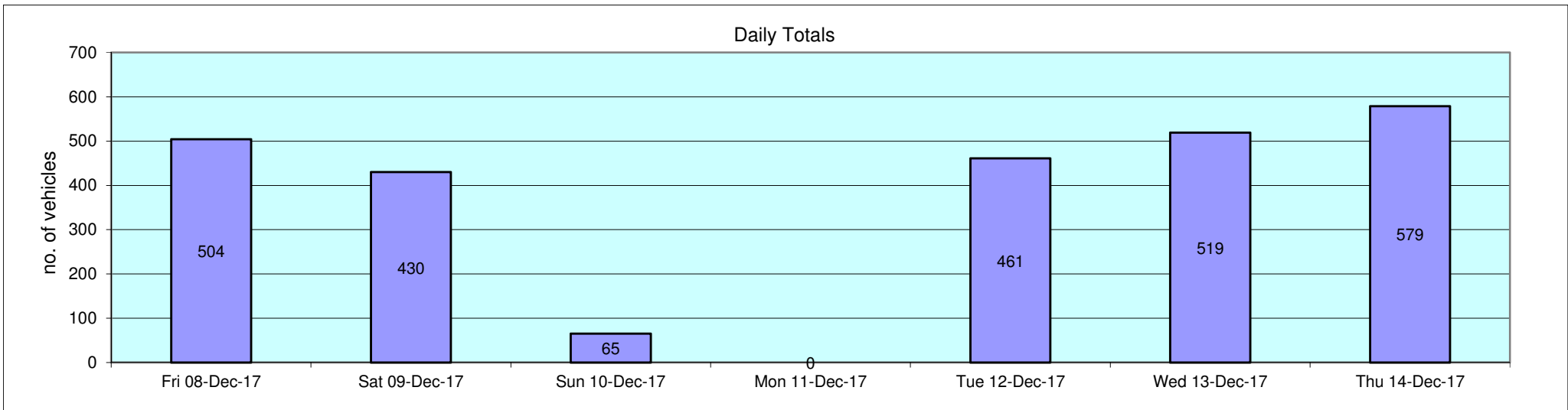
22447 STEEPLE ASTON Site No: 22447001 Location Site 1, South Side, Steeple Aston (TG Pole)
 Fri 08-Dec-17 to Thu 14-Dec-17 Channel: Eastbound

TIME PERIOD	TOTAL VEHICLES	MOTOR-CYCLES	MOTOR-CYCLES%	CARS	CARS %	LGV	LGV %	HGV	HGV %	BUS	BUS %
Wed 13-Dec-17											
00:00	0	0	-	0	-	0	-	0	-	0	-
01:00	0	0	-	0	-	0	-	0	-	0	-
02:00	0	0	-	0	-	0	-	0	-	0	-
03:00	1	0	0.0	1	100.0	0	0.0	0	0.0	0	0.0
04:00	0	0	-	0	-	0	-	0	-	0	-
05:00	3	0	0.0	2	66.7	1	33.3	0	0.0	0	0.0
06:00	4	0	0.0	2	50.0	1	25.0	1	25.0	0	0.0
07:00	20	0	0.0	13	65.0	1	5.0	5	25.0	1	5.0
08:00	34	0	0.0	28	82.4	5	14.7	1	2.9	0	0.0
09:00	30	0	0.0	24	80.0	5	16.7	1	3.3	0	0.0
10:00	14	0	0.0	11	78.6	2	14.3	1	7.1	0	0.0
11:00	32	0	0.0	26	81.3	5	15.6	1	3.1	0	0.0
12:00	29	1	3.5	24	82.8	3	10.3	1	3.5	0	0.0
13:00	28	0	0.0	25	89.3	2	7.1	1	3.6	0	0.0
14:00	42	1	2.4	37	88.1	3	7.1	0	0.0	1	2.4
15:00	53	0	0.0	47	88.7	4	7.6	1	1.9	1	1.9
16:00	51	0	0.0	47	92.2	3	5.9	1	2.0	0	0.0
17:00	48	0	0.0	47	97.9	0	0.0	1	2.1	0	0.0
18:00	52	0	0.0	49	94.2	2	3.9	1	1.9	0	0.0
19:00	21	0	0.0	20	95.2	1	4.8	0	0.0	0	0.0
20:00	25	0	0.0	24	96.0	1	4.0	0	0.0	0	0.0
21:00	15	0	0.0	14	93.3	1	6.7	0	0.0	0	0.0
22:00	8	0	0.0	7	87.5	0	0.0	1	12.5	0	0.0
23:00	9	0	0.0	9	100.0	0	0.0	0	0.0	0	0.0
12H,7-19	433	2	0.5	378	87.3	35	8.1	15	3.5	3	0.7
16H,6-22	498	2	0.4	438	88.0	39	7.8	16	3.2	3	0.6
18H,6-24	515	2	0.4	454	88.2	39	7.6	17	3.3	3	0.6
24H,0-24	519	2	0.4	457	88.1	40	7.7	17	3.3	3	0.6

TIME PERIOD	TOTAL VEHICLES	MOTOR-CYCLES	MOTOR-CYCLES%	CARS	CARS %	LGV	LGV %	HGV	HGV %	BUS	BUS %
Thu 14-Dec-17											
00:00	2	1	50.0	1	50.0	0	0.0	0	0.0	0	0.0
01:00	1	0	0.0	1	100.0	0	0.0	0	0.0	0	0.0
02:00	0	0	-	0	-	0	-	0	-	0	-
03:00	1	0	0.0	1	100.0	0	0.0	0	0.0	0	0.0
04:00	0	0	-	0	-	0	-	0	-	0	-
05:00	4	0	0.0	1	25.0	3	75.0	0	0.0	0	0.0
06:00	3	0	0.0	2	66.7	0	0.0	1	33.3	0	0.0
07:00	22	0	0.0	15	68.2	4	18.2	3	13.6	0	0.0
08:00	46	0	0.0	40	87.0	5	10.9	1	2.2	0	0.0
09:00	36	0	0.0	31	86.1	4	11.1	1	2.8	0	0.0
10:00	22	0	0.0	20	90.9	2	9.1	0	0.0	0	0.0
11:00	21	0	0.0	18	85.7	2	9.5	1	4.8	0	0.0
12:00	39	0	0.0	35	89.7	2	5.1	2	5.1	0	0.0
13:00	24	0	0.0	18	75.0	5	20.8	1	4.2	0	0.0
14:00	34	0	0.0	29	85.3	4	11.8	1	2.9	0	0.0
15:00	45	0	0.0	40	88.9	3	6.7	1	2.2	1	2.2
16:00	68	0	0.0	63	92.7	4	5.9	1	1.5	0	0.0
17:00	75	2	2.7	68	90.7	4	5.3	1	1.3	0	0.0
18:00	39	0	0.0	37	94.9	2	5.1	0	0.0	0	0.0
19:00	34	0	0.0	31	91.2	2	5.9	1	2.9	0	0.0
20:00	20	0	0.0	18	90.0	2	10.0	0	0.0	0	0.0
21:00	18	0	0.0	17	94.4	1	5.6	0	0.0	0	0.0
22:00	19	0	0.0	17	89.5	2	10.5	0	0.0	0	0.0
23:00	6	0	0.0	6	100.0	0	0.0	0	0.0	0	0.0
12H,7-19	471	2	0.4	414	87.9	41	8.7	13	2.8	1	0.2
16H,6-22	546	2	0.4	482	88.3	46	8.4	15	2.8	1	0.2
18H,6-24	571	2	0.4	505	88.4	48	8.4	15	2.6	1	0.2
24H,0-24	579	3	0.5	509	87.9	51	8.8	15	2.6	1	0.2

22447 STEEPLE ASTON Site No: 22447001 Location Site 1, South Side, Steeple Aston (TG Pole)
 Fri 08-Dec-17 to Thu 14-Dec-17 Channel: Eastbound

TIME PERIOD	TOTAL VEHICLES	MOTOR-CYCLES	MOTOR-CYCLES%	CARS	CARS %	LGV	LGV %	HGV	HGV %	BUS	BUS %
Daily Totals											
Fri 08-Dec-17	504	5	1.0	438	86.9	46	9.1	6	1.2	9	1.8
Sat 09-Dec-17	430	1	0.2	392	91.2	26	6.1	2	0.5	9	2.1
Sun 10-Dec-17	65	0	0.0	59	90.8	5	7.7	1	1.5	0	0.0
Mon 11-Dec-17	0	0	-	0	-	0	-	0	-	0	-
Tue 12-Dec-17	461	0	0.0	403	87.4	41	8.9	14	3.0	3	0.7
Wed 13-Dec-17	519	2	0.4	457	88.1	40	7.7	17	3.3	3	0.6
Thu 14-Dec-17	579	3	0.5	509	87.9	51	8.8	15	2.6	1	0.2
Total Vehicles											
[--]	2558	11	0.3	2258	76.0	209	6.9	55	1.7	25	0.8



22447 STEEPLE ASTON Site No: 22447001 Location Site 1, South Side, Steeple Aston (TG Pole)
 Fri 08-Dec-17 to Thu 14-Dec-17 Channel: Eastbound

Time Period	Total Vehicles	85%ile Speed	Mean Speed	Stand Dev.	<11Mph	11-<16	16-<21	21-<26	26-<31	31-<36	36-<41	41-<46	46-<51	51-<56	56-<61	=>61
Fri 08-Dec-17																
00:00	1	-	43.5	-	0	0	0	0	0	0	0	1	0	0	0	0
01:00	4	-	37.3	2.8	0	0	0	0	0	1	3	0	0	0	0	0
02:00	1	-	43.5	-	0	0	0	0	0	0	0	1	0	0	0	0
03:00	0	-	-	-	0	0	0	0	0	0	0	0	0	0	0	0
04:00	0	-	-	-	0	0	0	0	0	0	0	0	0	0	0	0
05:00	2	-	46	3.5	0	0	0	0	0	0	0	1	1	0	0	0
06:00	4	-	37.3	10.4	0	0	0	0	2	0	0	1	1	0	0	0
07:00	15	43.1	35.5	7.1	0	0	0	1	3	5	2	3	1	0	0	0
08:00	38	43	36.5	6.8	0	0	1	2	3	10	13	7	2	0	0	0
09:00	19	45.4	38	7.7	0	0	1	0	2	3	7	3	3	0	0	0
10:00	38	43.4	35.7	7.8	0	0	1	2	6	13	6	8	1	0	1	0
11:00	25	43.8	37.1	7.8	0	0	1	2	0	7	8	5	1	1	0	0
12:00	38	42	35.5	7.8	0	0	1	2	7	11	10	4	2	0	1	0
13:00	27	42.8	35.2	8	0	1	1	1	3	7	7	7	0	0	0	0
14:00	53	43.1	37.1	5.9	0	0	1	1	3	17	18	11	2	0	0	0
15:00	45	40.3	35.3	5.6	0	0	1	2	4	16	17	5	0	0	0	0
16:00	42	43.3	36.4	6.6	0	0	0	0	11	10	10	9	1	1	0	0
17:00	36	40.4	34.6	7	0	1	0	1	6	16	7	2	3	0	0	0
18:00	39	42.2	35.8	6	0	0	0	1	8	11	11	7	1	0	0	0
19:00	21	41.6	36.6	6	0	0	0	1	2	6	8	3	1	0	0	0
20:00	16	41.2	34.8	6.3	0	0	0	1	4	4	4	3	0	0	0	0
21:00	12	39.5	35.2	7.6	0	0	0	0	4	4	2	1	0	1	0	0
22:00	23	39.6	35.2	5.1	0	0	0	0	4	10	7	1	1	0	0	0
23:00	5	-	38.5	7.9	0	0	0	0	1	1	1	1	1	0	0	0
12H,7-19	415	43.1	36	6.9	0	2	8	15	56	126	116	71	17	2	2	0
16H,6-22	468	43	36	6.9	0	2	8	17	68	140	130	79	19	3	2	0
18H,6-24	496	43	36	6.8	0	2	8	17	73	151	138	81	21	3	2	0
24H,0-24	504	43.1	36.1	6.8	0	2	8	17	73	152	141	84	22	3	2	0

Time Period	Total Vehicles	85%ile Speed	Mean Speed	Stand Dev.	<11Mph	11-<16	16-<21	21-<26	26-<31	31-<36	36-<41	41-<46	46-<51	51-<56	56-<61	=>61
Sat 09-Dec-17																
00:00	3	-	40.2	10.4	0	0	0	0	1	0	0	1	1	0	0	0
01:00	0	-	-	-	0	0	0	0	0	0	0	0	0	0	0	0
02:00	1	-	33.5	-	0	0	0	0	0	1	0	0	0	0	0	0
03:00	0	-	-	-	0	0	0	0	0	0	0	0	0	0	0	0
04:00	0	-	-	-	0	0	0	0	0	0	0	0	0	0	0	0
05:00	1	-	48.5	-	0	0	0	0	0	0	0	0	1	0	0	0
06:00	3	-	41.8	11.6	0	0	0	0	1	0	0	0	2	0	0	0
07:00	8	-	32.3	7.5	0	0	0	1	3	3	0	0	1	0	0	0
08:00	14	41.7	38.1	4.4	0	0	0	0	1	2	8	3	0	0	0	0
09:00	26	40.3	33.3	8.4	0	1	3	0	4	5	10	3	0	0	0	0
10:00	22	43.8	36.2	7.5	0	0	1	0	4	6	5	4	2	0	0	0
11:00	33	41.9	35	8.9	0	1	3	2	0	9	12	3	3	0	0	0
12:00	33	43.2	35.8	7.4	0	0	1	2	4	11	6	8	0	1	0	0
13:00	38	40.1	33.6	7.2	0	1	1	1	11	8	12	3	1	0	0	0
14:00	34	38.1	32.5	6.2	0	0	2	1	10	12	8	0	1	0	0	0
15:00	39	40	35	5.2	0	0	0	2	6	12	16	3	0	0	0	0
16:00	42	41.9	35.4	6.3	0	0	0	4	4	15	11	7	1	0	0	0
17:00	41	39.6	35.3	4.5	0	0	0	0	5	20	13	2	1	0	0	0
18:00	25	40.2	35.9	5.2	0	0	0	1	1	12	8	2	1	0	0	0
19:00	25	41.8	34.9	5.9	0	0	1	0	2	15	2	5	0	0	0	0
20:00	10	46	38	8.1	0	0	0	1	0	4	1	2	2	0	0	0
21:00	14	37.8	33.9	4.4	0	0	0	1	1	8	4	0	0	0	0	0
22:00	12	38.8	33.9	5.2	0	0	0	0	4	4	3	1	0	0	0	0
23:00	6	-	37.7	2.5	0	0	0	0	0	1	5	0	0	0	0	0
12H,7-19	355	40.8	34.9	6.7	0	3	11	14	53	115	109	38	11	1	0	0
16H,6-22	407	41	34.9	6.7	0	3	12	16	57	142	116	45	15	1	0	0
18H,6-24	425	40.9	35	6.6	0	3	12	16	61	147	124	46	15	1	0	0
24H,0-24	430	41	35	6.6	0	3	12	16	62	148	124	47	17	1	0	0

22447 STEEPLE ASTON Site No: 22447001 Location Site 1, South Side, Steeple Aston (TG Pole)
 Fri 08-Dec-17 to Thu 14-Dec-17 Channel: Eastbound

Time Period	Total Vehicles	85%ile Speed	Mean Speed	Stand Dev.	<11Mph	11-<16	16-<21	21-<26	26-<31	31-<36	36-<41	41-<46	46-<51	51-<56	56-<61	=>61
Sun 10-Dec-17																
00:00	2	-	38.5	7.1	0	0	0	0	0	1	0	1	0	0	0	0
01:00	2	-	33.5	1.8	0	0	0	0	0	2	0	0	0	0	0	0
02:00	2	-	36	3.5	0	0	0	0	0	1	1	0	0	0	0	0
03:00	0	-	-	-	0	0	0	0	0	0	0	0	0	0	0	0
04:00	0	-	-	-	0	0	0	0	0	0	0	0	0	0	0	0
05:00	1	-	18.5	-	0	0	1	0	0	0	0	0	0	0	0	0
06:00	1	-	13.5	-	0	1	0	0	0	0	0	0	0	0	0	0
07:00	3	-	21.8	7.6	0	1	0	1	1	0	0	0	0	0	0	0
08:00	4	-	21	6.5	0	1	1	1	1	0	0	0	0	0	0	0
09:00	5	-	21.5	5.8	0	1	1	2	1	0	0	0	0	0	0	0
10:00	4	-	22.3	4.9	0	0	2	1	1	0	0	0	0	0	0	0
11:00	16	18.9	15.1	3.7	2	7	7	0	0	0	0	0	0	0	0	0
12:00	14	19.7	15.7	4.4	2	5	6	1	0	0	0	0	0	0	0	0
13:00	8	-	17.9	5.7	1	2	2	3	0	0	0	0	0	0	0	0
14:00	3	-	16.8	3.1	0	1	2	0	0	0	0	0	0	0	0	0
15:00	0	-	-	-	0	0	0	0	0	0	0	0	0	0	0	0
16:00	0	-	-	-	0	0	0	0	0	0	0	0	0	0	0	0
17:00	0	-	-	-	0	0	0	0	0	0	0	0	0	0	0	0
18:00	0	-	-	-	0	0	0	0	0	0	0	0	0	0	0	0
19:00	0	-	-	-	0	0	0	0	0	0	0	0	0	0	0	0
20:00	0	-	-	-	0	0	0	0	0	0	0	0	0	0	0	0
21:00	0	-	-	-	0	0	0	0	0	0	0	0	0	0	0	0
22:00	0	-	-	-	0	0	0	0	0	0	0	0	0	0	0	0
23:00	0	-	-	-	0	0	0	0	0	0	0	0	0	0	0	0
12H,7-19	57	23.2	17.6	5.3	5	18	21	9	4	0	0	0	0	0	0	0
16H,6-22	58	23.1	17.5	5.3	5	19	21	9	4	0	0	0	0	0	0	0
18H,6-24	58	23.1	17.5	5.3	5	19	21	9	4	0	0	0	0	0	0	0
24H,0-24	65	25.7	19.2	7.5	5	19	22	9	4	4	1	1	0	0	0	0

22447 STEEPLE ASTON Site No: 22447001 Location Site 1, South Side, Steeple Aston (TG Pole)
 Fri 08-Dec-17 to Thu 14-Dec-17 Channel: Eastbound

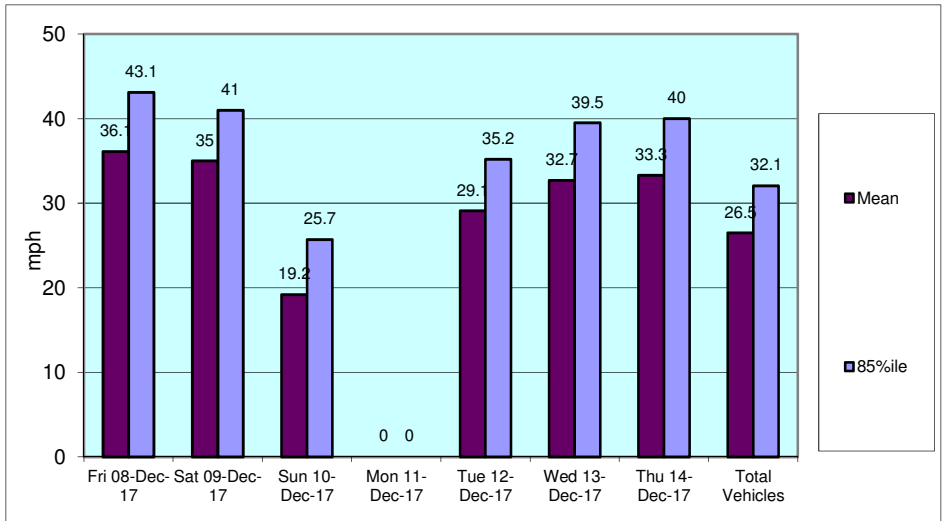
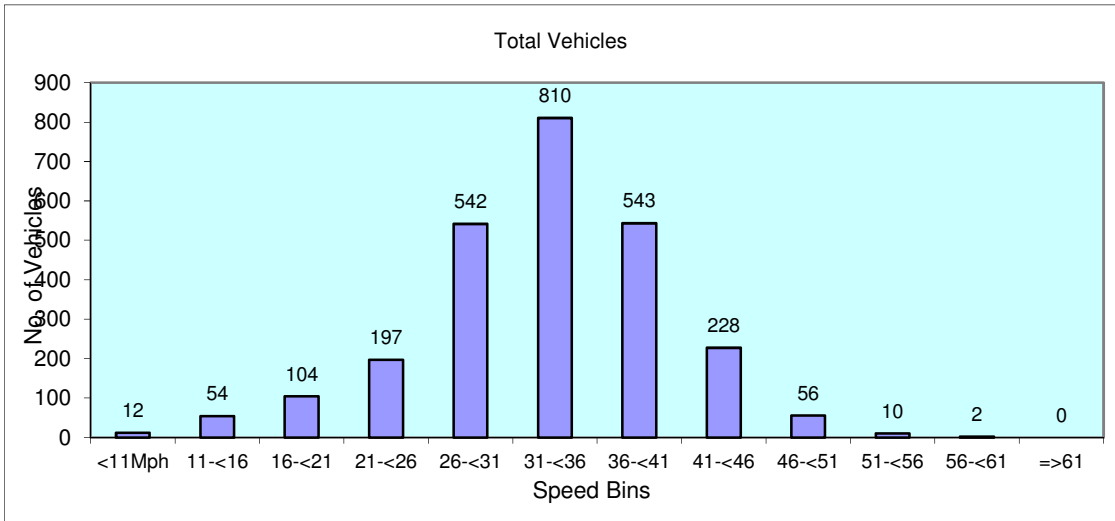
Time Period	Total Vehicles	85%ile Speed	Mean Speed	Stand Dev.	<11Mph	11-<16	16-<21	21-<26	26-<31	31-<36	36-<41	41-<46	46-<51	51-<56	56-<61	=>61
Mon 11-Dec-17																
00:00	0	-	-	-	0	0	0	0	0	0	0	0	0	0	0	0
01:00	0	-	-	-	0	0	0	0	0	0	0	0	0	0	0	0
02:00	0	-	-	-	0	0	0	0	0	0	0	0	0	0	0	0
03:00	0	-	-	-	0	0	0	0	0	0	0	0	0	0	0	0
04:00	0	-	-	-	0	0	0	0	0	0	0	0	0	0	0	0
05:00	0	-	-	-	0	0	0	0	0	0	0	0	0	0	0	0
06:00	0	-	-	-	0	0	0	0	0	0	0	0	0	0	0	0
07:00	0	-	-	-	0	0	0	0	0	0	0	0	0	0	0	0
08:00	0	-	-	-	0	0	0	0	0	0	0	0	0	0	0	0
09:00	0	-	-	-	0	0	0	0	0	0	0	0	0	0	0	0
10:00	0	-	-	-	0	0	0	0	0	0	0	0	0	0	0	0
11:00	0	-	-	-	0	0	0	0	0	0	0	0	0	0	0	0
12:00	0	-	-	-	0	0	0	0	0	0	0	0	0	0	0	0
13:00	0	-	-	-	0	0	0	0	0	0	0	0	0	0	0	0
14:00	0	-	-	-	0	0	0	0	0	0	0	0	0	0	0	0
15:00	0	-	-	-	0	0	0	0	0	0	0	0	0	0	0	0
16:00	0	-	-	-	0	0	0	0	0	0	0	0	0	0	0	0
17:00	0	-	-	-	0	0	0	0	0	0	0	0	0	0	0	0
18:00	0	-	-	-	0	0	0	0	0	0	0	0	0	0	0	0
19:00	0	-	-	-	0	0	0	0	0	0	0	0	0	0	0	0
20:00	0	-	-	-	0	0	0	0	0	0	0	0	0	0	0	0
21:00	0	-	-	-	0	0	0	0	0	0	0	0	0	0	0	0
22:00	0	-	-	-	0	0	0	0	0	0	0	0	0	0	0	0
23:00	0	-	-	-	0	0	0	0	0	0	0	0	0	0	0	0
12H,7-19	0	-	-	-	0	0	0	0	0	0	0	0	0	0	0	0
16H,6-22	0	-	-	-	0	0	0	0	0	0	0	0	0	0	0	0
18H,6-24	0	-	-	-	0	0	0	0	0	0	0	0	0	0	0	0
24H,0-24	0	-	-	-	0	0	0	0	0	0	0	0	0	0	0	0

Time Period	Total Vehicles	85%ile Speed	Mean Speed	Stand Dev.	<11Mph	11-<16	16-<21	21-<26	26-<31	31-<36	36-<41	41-<46	46-<51	51-<56	56-<61	=>61
Tue 12-Dec-17																
00:00	0	-	-	-	0	0	0	0	0	0	0	0	0	0	0	0
01:00	0	-	-	-	0	0	0	0	0	0	0	0	0	0	0	0
02:00	0	-	-	-	0	0	0	0	0	0	0	0	0	0	0	0
03:00	0	-	-	-	0	0	0	0	0	0	0	0	0	0	0	0
04:00	0	-	-	-	0	0	0	0	0	0	0	0	0	0	0	0
05:00	0	-	-	-	0	0	0	0	0	0	0	0	0	0	0	0
06:00	0	-	-	-	0	0	0	0	0	0	0	0	0	0	0	0
07:00	22	36.3	27.4	8.6	0	3	1	6	5	3	3	1	0	0	0	0
08:00	33	35.1	29.6	7.5	1	2	1	2	10	14	2	1	0	0	0	0
09:00	25	37.3	33.5	7.6	0	1	0	2	2	15	3	0	1	1	0	0
10:00	12	34.5	27.3	10	1	1	0	4	1	3	1	1	0	0	0	0
11:00	33	39.3	32.4	7.2	0	1	2	1	8	11	7	3	0	0	0	0
12:00	40	30.7	27.4	4.7	0	1	2	8	24	4	1	0	0	0	0	0
13:00	31	34.8	29.3	6	0	0	2	7	10	9	2	1	0	0	0	0
14:00	37	33.8	27.3	7.8	2	1	2	9	12	9	1	0	1	0	0	0
15:00	43	34.2	27.3	6.6	0	1	8	7	15	8	4	0	0	0	0	0
16:00	45	32.9	27.8	5.3	0	2	1	10	21	10	1	0	0	0	0	0
17:00	57	34.2	28.9	5.4	0	1	3	10	23	17	3	0	0	0	0	0
18:00	28	32.9	27.8	5.2	0	0	3	6	12	6	1	0	0	0	0	0
19:00	22	34.4	30.3	4.2	0	0	0	3	9	9	1	0	0	0	0	0
20:00	9	-	33.5	6.2	0	0	0	1	2	3	2	1	0	0	0	0
21:00	12	38.1	33.9	4.7	0	0	0	1	1	6	4	0	0	0	0	0
22:00	10	34.8	29	7.7	0	1	1	0	3	4	1	0	0	0	0	0
23:00	2	-	38.5	21.2	0	0	0	1	0	0	0	0	0	1	0	0
12H,7-19	406	35	28.8	6.7	4	14	25	72	143	109	29	7	2	1	0	0
16H,6-22	449	35.2	29.1	6.7	4	14	25	77	155	127	36	8	2	1	0	0
18H,6-24	461	35.2	29.1	6.8	4	15	26	78	158	131	37	8	2	2	0	0
24H,0-24	461	35.2	29.1	6.8	4	15	26	78	158	131	37	8	2	2	0	0

Time Period	Total Vehicles	85%ile Speed	Mean Speed	Stand Dev.	<11Mph	11-<16	16-<21	21-<26	26-<31	31-<36	36-<41	41-<46	46-<51	51-<56	56-<61	=>61
Wed 13-Dec-17																
00:00	0	-	-	-	0	0	0	0	0	0	0	0	0	0	0	0
01:00	0	-	-	-	0	0	0	0	0	0	0	0	0	0	0	0
02:00	0	-	-	-	0	0	0	0	0	0	0	0	0	0	0	0
03:00	1	-	33.5	-	0	0	0	0	0	1	0	0	0	0	0	0
04:00	0	-	-	-	0	0	0	0	0	0	0	0	0	0	0	0
05:00	3	-	31.8	7.6	0	0	0	1	0	1	1	0	0	0	0	0
06:00	4	-	31	6.5	0	0	0	1	1	1	1	0	0	0	0	0
07:00	20	39.1	28.8	10	0	3	2	3	3	3	4	2	0	0	0	0
08:00	34	35.7	29.7	8.2	1	2	1	3	12	10	3	1	1	0	0	0
09:00	30	38	33.7	7.1	0	1	0	2	3	17	5	0	1	1	0	0
10:00	14	41.7	30	10.8	1	1	0	3	2	3	1	3	0	0	0	0
11:00	32	39.7	31.9	7.5	0	1	2	1	11	8	5	4	0	0	0	0
12:00	29	39.8	34	6.5	0	0	1	1	7	9	8	2	1	0	0	0
13:00	28	37.6	31.7	6.7	0	0	2	4	4	12	4	2	0	0	0	0
14:00	42	37.6	32.5	5.9	0	1	1	2	8	21	7	2	0	0	0	0
15:00	53	40.6	35.3	6.2	0	0	0	2	12	15	16	5	3	0	0	0
16:00	51	37.9	32.4	5.7	0	0	0	7	12	20	10	1	1	0	0	0
17:00	48	39.3	33.1	6.5	0	1	1	4	9	16	14	3	0	0	0	0
18:00	52	38.9	32.8	6.1	0	1	1	1	16	20	8	5	0	0	0	0
19:00	21	40.6	35.9	5.6	0	0	0	1	3	5	9	3	0	0	0	0
20:00	25	38.7	32.9	5.5	0	0	0	2	8	7	7	1	0	0	0	0
21:00	15	38.1	32.5	6.5	0	0	1	1	3	6	3	1	0	0	0	0
22:00	8	-	30.4	12.2	1	0	1	0	2	1	1	2	0	0	0	0
23:00	9	-	35.2	7.2	0	0	0	1	1	3	3	0	1	0	0	0
12H,7-19	433	39.4	32.6	7	2	11	11	33	99	154	85	30	7	1	0	0
16H,6-22	498	39.5	32.7	6.9	2	11	12	38	114	173	105	35	7	1	0	0
18H,6-24	515	39.5	32.7	7	3	11	13	39	117	177	109	37	8	1	0	0
24H,0-24	519	39.5	32.7	7	3	11	13	40	117	179	110	37	8	1	0	0

Time Period	Total Vehicles	85%ile Speed	Mean Speed	Stand Dev.	<11Mph	11-<16	16-<21	21-<26	26-<31	31-<36	36-<41	41-<46	46-<51	51-<56	56-<61	=>61
Thu 14-Dec-17																
00:00	2	-	31	17.7	0	0	1	0	0	0	0	1	0	0	0	0
01:00	1	-	18.5	-	0	0	1	0	0	0	0	0	0	0	0	0
02:00	0	-	-	-	0	0	0	0	0	0	0	0	0	0	0	0
03:00	1	-	43.5	-	0	0	0	0	0	0	0	1	0	0	0	0
04:00	0	-	-	-	0	0	0	0	0	0	0	0	0	0	0	0
05:00	4	-	33.5	4.2	0	0	0	0	1	2	1	0	0	0	0	0
06:00	3	-	30.2	3.1	0	0	0	0	2	1	0	0	0	0	0	0
07:00	22	38	32.1	5.8	0	0	0	2	9	6	3	2	0	0	0	0
08:00	46	37.1	32.1	5.8	0	1	1	2	13	20	7	2	0	0	0	0
09:00	36	39.8	33.4	7.6	0	0	2	3	8	11	8	2	1	1	0	0
10:00	22	41.5	27.8	10.4	0	1	5	7	2	3	0	2	2	0	0	0
11:00	21	40.5	35.2	6.7	0	0	1	1	1	9	6	2	1	0	0	0
12:00	39	42.2	34.7	7.9	0	0	3	1	8	9	10	7	0	1	0	0
13:00	24	40.9	34.5	7.7	0	0	3	0	2	7	8	4	0	0	0	0
14:00	34	38.7	33.6	5.9	0	0	2	0	6	15	10	0	1	0	0	0
15:00	45	37.7	32.2	4.9	0	0	0	4	15	15	11	0	0	0	0	0
16:00	68	39.1	32.8	6.1	0	1	1	4	20	20	18	4	0	0	0	0
17:00	75	40.2	34.2	6.1	0	1	1	5	8	33	18	9	0	0	0	0
18:00	39	42.2	35	6.5	0	0	1	0	10	12	8	7	1	0	0	0
19:00	34	38.8	33.2	5.4	0	0	0	2	10	13	6	3	0	0	0	0
20:00	20	37.9	32.5	5.2	0	0	0	1	8	6	4	1	0	0	0	0
21:00	18	43.3	36.3	7	0	0	0	2	1	6	4	4	1	0	0	0
22:00	19	39	33.8	7.5	0	0	1	1	4	6	6	0	0	1	0	0
23:00	6	-	31.8	7	0	0	0	2	0	2	2	0	0	0	0	0
12H,7-19	471	40	33.3	6.8	0	4	20	29	102	160	107	41	6	2	0	0
16H,6-22	546	40	33.3	6.6	0	4	20	34	123	186	121	49	7	2	0	0
18H,6-24	571	39.9	33.3	6.7	0	4	21	37	127	194	129	49	7	3	0	0
24H,0-24	579	40	33.3	6.7	0	4	23	37	128	196	130	51	7	3	0	0

Time Period	Total Vehicles	85%ile Speed	Mean Speed	Stand Dev.	<11Mph	11-<16	16-<21	21-<26	26-<31	31-<36	36-<41	41-<46	46-<51	51-<56	56-<61	=>61
Daily Totals																
Fri 08-Dec-17	504	43.1	36.1	6.8	0	2	8	17	73	152	141	84	22	3	2	0
Sat 09-Dec-17	430	41	35	6.6	0	3	12	16	62	148	124	47	17	1	0	0
Sun 10-Dec-17	65	25.7	19.2	7.5	5	19	22	9	4	4	1	1	0	0	0	0
Mon 11-Dec-17	0	-	-	-	0	0	0	0	0	0	0	0	0	0	0	0
Tue 12-Dec-17	461	35.2	29.1	6.8	4	15	26	78	158	131	37	8	2	2	0	0
Wed 13-Dec-17	519	39.5	32.7	7	3	11	13	40	117	179	110	37	8	1	0	0
Thu 14-Dec-17	579	40	33.3	6.7	0	4	23	37	128	196	130	51	7	3	0	0
Total Vehicles																
[--]	2558	32.1	26.5	5.9	12	54	104	197	542	810	543	228	56	10	2	0



TIME PERIOD	Fri 08/12/17	Sat 09/12/17	Sun 10/12/17	Mon 11/12/17	Tue 12/12/17	Wed 13/12/17	Thu 14/12/17	5-Day Av	7-Day Av
Week Begin: 08-Dec-17									
00:00	1	3	2	0	0	0	2	1	1
01:00	4	0	2	0	0	0	1	1	1
02:00	1	1	2	0	0	0	0	0	1
03:00	0	0	0	0	0	1	1	0	0
04:00	0	0	0	0	0	0	0	0	0
05:00	2	1	1	0	0	3	4	2	2
06:00	4	3	1	0	0	4	3	2	2
07:00	15	8	3	0	22	20	22	16	13
08:00	38	14	4	0	33	34	46	30	24
09:00	19	26	5	0	25	30	36	22	20
10:00	38	22	4	0	12	14	22	17	16
11:00	25	33	16	0	33	32	21	22	23
12:00	38	33	14	0	40	29	39	29	28
13:00	27	38	8	0	31	28	24	22	22
14:00	53	34	3	0	37	42	34	33	29
15:00	45	39	0	0	43	53	45	37	32
16:00	42	42	0	0	45	51	68	41	35
17:00	36	41	0	0	57	48	75	43	37
18:00	39	25	0	0	28	52	39	32	26
19:00	21	25	0	0	22	21	34	20	18
20:00	16	10	0	0	9	25	20	14	11
21:00	12	14	0	0	12	15	18	11	10
22:00	23	12	0	0	10	8	19	12	10
23:00	5	6	0	0	2	9	6	4	4
12H,7-19	415	355	57	0	406	433	471	345	305
16H,6-22	468	407	58	0	449	498	546	392	347
18H,6-24	496	425	58	0	461	515	571	409	361
24H,0-24	504	430	65	0	461	519	579	413	365
Am	10:00	11:00	11:00	05:00	11:00	08:00	08:00	-	-
Peak	38	33	16	0	33	34	46	30	29
Pm	14:00	16:00	12:00	23:00	17:00	15:00	17:00	-	-
Peak	53	42	14	0	57	53	75	48	42

22447

STEEPLE ASTON

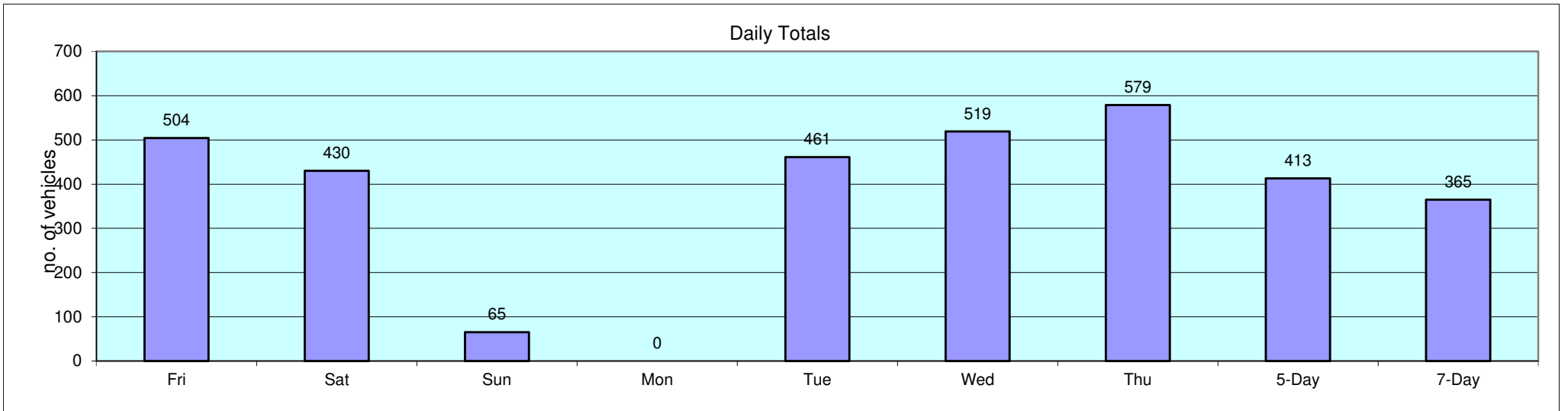
Site No: 22447001

Location

Site 1, South Side, Steeple Aston (TG Pole)

Channel: Eastbound

TIME PERIOD	Fri 08/12/17	Sat 09/12/17	Sun 10/12/17	Mon 11/12/17	Tue 12/12/17	Wed 13/12/17	Thu 14/12/17	5-Day Av	7-Day Av
-------------	-----------------	-----------------	-----------------	-----------------	-----------------	-----------------	-----------------	-------------	-------------



22447 STEEPLE ASTON Site No: 22447001 Location Site 1, South Side, Steeple Aston (TG Pole)
 Fri 08-Dec-17 to Thu 14-Dec-17 Channel: Westbound

TIME PERIOD	TOTAL VEHICLES	MOTOR-CYCLES	MOTOR-CYCLES%	CARS	CARS %	LGV	LGV %	HGV	HGV %	BUS	BUS %
Fri 08-Dec-17											
00:00	1	0	0.0	1	100.0	0	0.0	0	0.0	0	0.0
01:00	1	0	0.0	1	100.0	0	0.0	0	0.0	0	0.0
02:00	0	0	-	0	-	0	-	0	-	0	-
03:00	1	0	0.0	1	100.0	0	0.0	0	0.0	0	0.0
04:00	0	0	-	0	-	0	-	0	-	0	-
05:00	3	0	0.0	2	66.7	1	33.3	0	0.0	0	0.0
06:00	11	0	0.0	11	100.0	0	0.0	0	0.0	0	0.0
07:00	36	0	0.0	30	83.3	4	11.1	1	2.8	1	2.8
08:00	58	2	3.5	53	91.4	2	3.5	0	0.0	1	1.7
09:00	37	1	2.7	32	86.5	3	8.1	1	2.7	0	0.0
10:00	25	0	0.0	21	84.0	2	8.0	2	8.0	0	0.0
11:00	28	1	3.6	23	82.1	3	10.7	1	3.6	0	0.0
12:00	34	0	0.0	31	91.2	2	5.9	1	2.9	0	0.0
13:00	19	0	0.0	16	84.2	1	5.3	2	10.5	0	0.0
14:00	38	0	0.0	35	92.1	0	0.0	3	7.9	0	0.0
15:00	42	0	0.0	38	90.5	3	7.1	1	2.4	0	0.0
16:00	21	0	0.0	19	90.5	1	4.8	1	4.8	0	0.0
17:00	18	1	5.6	15	83.3	1	5.6	1	5.6	0	0.0
18:00	35	1	2.9	33	94.3	0	0.0	0	0.0	1	2.9
19:00	9	0	0.0	7	77.8	1	11.1	1	11.1	0	0.0
20:00	11	0	0.0	7	63.6	3	27.3	1	9.1	0	0.0
21:00	8	0	0.0	8	100.0	0	0.0	0	0.0	0	0.0
22:00	5	0	0.0	5	100.0	0	0.0	0	0.0	0	0.0
23:00	3	0	0.0	3	100.0	0	0.0	0	0.0	0	0.0
12H,7-19	391	6	1.5	346	88.5	22	5.6	14	3.6	3	0.8
16H,6-22	430	6	1.4	379	88.1	26	6.1	16	3.7	3	0.7
18H,6-24	438	6	1.4	387	88.4	26	5.9	16	3.7	3	0.7
24H,0-24	444	6	1.4	392	88.3	27	6.1	16	3.6	3	0.7

22447 STEEPLE ASTON Site No: 22447001 Location Site 1, South Side, Steeple Aston (TG Pole)
 Fri 08-Dec-17 to Thu 14-Dec-17 Channel: Westbound

TIME PERIOD	TOTAL VEHICLES	MOTOR-CYCLES	MOTOR-CYCLES%	CARS	CARS %	LGV	LGV %	HGV	HGV %	BUS	BUS %
Sat 09-Dec-17											
00:00	1	0	0.0	1	100.0	0	0.0	0	0.0	0	0.0
01:00	0	0	-	0	-	0	-	0	-	0	-
02:00	0	0	-	0	-	0	-	0	-	0	-
03:00	0	0	-	0	-	0	-	0	-	0	-
04:00	0	0	-	0	-	0	-	0	-	0	-
05:00	3	0	0.0	1	33.3	2	66.7	0	0.0	0	0.0
06:00	2	0	0.0	1	50.0	0	0.0	1	50.0	0	0.0
07:00	12	0	0.0	11	91.7	1	8.3	0	0.0	0	0.0
08:00	29	0	0.0	26	89.7	2	6.9	1	3.5	0	0.0
09:00	34	0	0.0	31	91.2	2	5.9	1	2.9	0	0.0
10:00	42	0	0.0	38	90.5	3	7.1	1	2.4	0	0.0
11:00	35	0	0.0	33	94.3	0	0.0	1	2.9	1	2.9
12:00	39	0	0.0	36	92.3	1	2.6	2	5.1	0	0.0
13:00	35	0	0.0	33	94.3	1	2.9	1	2.9	0	0.0
14:00	28	0	0.0	26	92.9	1	3.6	1	3.6	0	0.0
15:00	18	0	0.0	16	88.9	2	11.1	0	0.0	0	0.0
16:00	26	0	0.0	25	96.2	0	0.0	1	3.9	0	0.0
17:00	23	0	0.0	21	91.3	1	4.4	1	4.4	0	0.0
18:00	21	1	4.8	19	90.5	0	0.0	1	4.8	0	0.0
19:00	21	1	4.8	19	90.5	0	0.0	1	4.8	0	0.0
20:00	12	0	0.0	10	83.3	1	8.3	1	8.3	0	0.0
21:00	5	0	0.0	5	100.0	0	0.0	0	0.0	0	0.0
22:00	3	0	0.0	3	100.0	0	0.0	0	0.0	0	0.0
23:00	3	0	0.0	3	100.0	0	0.0	0	0.0	0	0.0
12H,7-19	342	1	0.3	315	92.1	14	4.1	11	3.2	1	0.3
16H,6-22	382	2	0.5	350	91.6	15	3.9	14	3.7	1	0.3
18H,6-24	388	2	0.5	356	91.8	15	3.9	14	3.6	1	0.3
24H,0-24	392	2	0.5	358	91.3	17	4.3	14	3.6	1	0.3

TIME PERIOD	TOTAL VEHICLES	MOTOR-CYCLES	MOTOR-CYCLES%	CARS	CARS %	LGV	LGV %	HGV	HGV %	BUS	BUS %
Sun 10-Dec-17											
00:00	3	0	0.0	3	100.0	0	0.0	0	0.0	0	0.0
01:00	4	0	0.0	4	100.0	0	0.0	0	0.0	0	0.0
02:00	1	0	0.0	1	100.0	0	0.0	0	0.0	0	0.0
03:00	0	0	-	0	-	0	-	0	-	0	-
04:00	0	0	-	0	-	0	-	0	-	0	-
05:00	2	0	0.0	2	100.0	0	0.0	0	0.0	0	0.0
06:00	3	0	0.0	2	66.7	1	33.3	0	0.0	0	0.0
07:00	1	0	0.0	1	100.0	0	0.0	0	0.0	0	0.0
08:00	7	0	0.0	6	85.7	1	14.3	0	0.0	0	0.0
09:00	5	0	0.0	5	100.0	0	0.0	0	0.0	0	0.0
10:00	9	0	0.0	9	100.0	0	0.0	0	0.0	0	0.0
11:00	8	0	0.0	8	100.0	0	0.0	0	0.0	0	0.0
12:00	8	0	0.0	8	100.0	0	0.0	0	0.0	0	0.0
13:00	8	0	0.0	7	87.5	0	0.0	1	12.5	0	0.0
14:00	2	0	0.0	2	100.0	0	0.0	0	0.0	0	0.0
15:00	0	0	-	0	-	0	-	0	-	0	-
16:00	0	0	-	0	-	0	-	0	-	0	-
17:00	0	0	-	0	-	0	-	0	-	0	-
18:00	0	0	-	0	-	0	-	0	-	0	-
19:00	0	0	-	0	-	0	-	0	-	0	-
20:00	0	0	-	0	-	0	-	0	-	0	-
21:00	0	0	-	0	-	0	-	0	-	0	-
22:00	0	0	-	0	-	0	-	0	-	0	-
23:00	0	0	-	0	-	0	-	0	-	0	-
12H,7-19	48	0	0.0	46	95.8	1	2.1	1	2.1	0	0.0
16H,6-22	51	0	0.0	48	94.1	2	3.9	1	2.0	0	0.0
18H,6-24	51	0	0.0	48	94.1	2	3.9	1	2.0	0	0.0
24H,0-24	61	0	0.0	58	95.1	2	3.3	1	1.6	0	0.0

22447 STEEPLE ASTON Site No: 22447001 Location Site 1, South Side, Steeple Aston (TG Pole)
 Fri 08-Dec-17 to Thu 14-Dec-17 Channel: Westbound

TIME PERIOD	TOTAL VEHICLES	MOTOR-CYCLES	MOTOR-CYCLES%	CARS	CARS %	LGV	LGV %	HGV	HGV %	BUS	BUS %
Mon 11-Dec-17											
00:00	0	0	-	0	-	0	-	0	-	0	-
01:00	0	0	-	0	-	0	-	0	-	0	-
02:00	0	0	-	0	-	0	-	0	-	0	-
03:00	0	0	-	0	-	0	-	0	-	0	-
04:00	0	0	-	0	-	0	-	0	-	0	-
05:00	0	0	-	0	-	0	-	0	-	0	-
06:00	0	0	-	0	-	0	-	0	-	0	-
07:00	0	0	-	0	-	0	-	0	-	0	-
08:00	0	0	-	0	-	0	-	0	-	0	-
09:00	0	0	-	0	-	0	-	0	-	0	-
10:00	0	0	-	0	-	0	-	0	-	0	-
11:00	0	0	-	0	-	0	-	0	-	0	-
12:00	0	0	-	0	-	0	-	0	-	0	-
13:00	0	0	-	0	-	0	-	0	-	0	-
14:00	0	0	-	0	-	0	-	0	-	0	-
15:00	0	0	-	0	-	0	-	0	-	0	-
16:00	0	0	-	0	-	0	-	0	-	0	-
17:00	0	0	-	0	-	0	-	0	-	0	-
18:00	0	0	-	0	-	0	-	0	-	0	-
19:00	0	0	-	0	-	0	-	0	-	0	-
20:00	0	0	-	0	-	0	-	0	-	0	-
21:00	0	0	-	0	-	0	-	0	-	0	-
22:00	0	0	-	0	-	0	-	0	-	0	-
23:00	0	0	-	0	-	0	-	0	-	0	-
12H,7-19	0	0	-	0	-	0	-	0	-	0	-
16H,6-22	0	0	-	0	-	0	-	0	-	0	-
18H,6-24	0	0	-	0	-	0	-	0	-	0	-
24H,0-24	0	0	-	0	-	0	-	0	-	0	-

22447 STEEPLE ASTON Site No: 22447001 Location Site 1, South Side, Steeple Aston (TG Pole)
 Fri 08-Dec-17 to Thu 14-Dec-17 Channel: Westbound

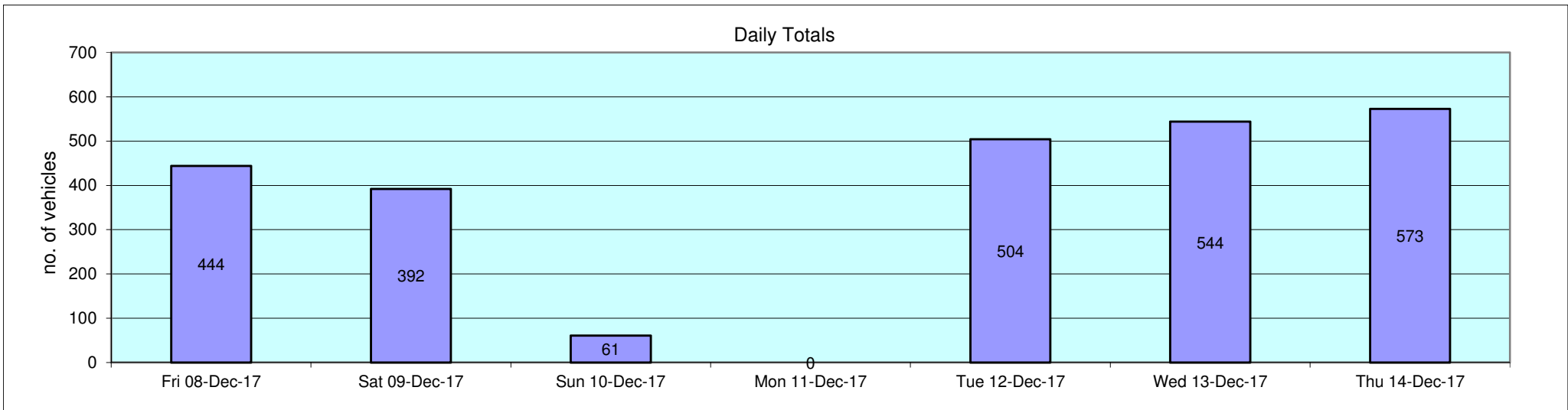
TIME PERIOD	TOTAL VEHICLES	MOTOR-CYCLES	MOTOR-CYCLES%	CARS	CARS %	LGV	LGV %	HGV	HGV %	BUS	BUS %
Tue 12-Dec-17											
00:00	0	0	-	0	-	0	-	0	-	0	-
01:00	0	0	-	0	-	0	-	0	-	0	-
02:00	0	0	-	0	-	0	-	0	-	0	-
03:00	0	0	-	0	-	0	-	0	-	0	-
04:00	0	0	-	0	-	0	-	0	-	0	-
05:00	0	0	-	0	-	0	-	0	-	0	-
06:00	0	0	-	0	-	0	-	0	-	0	-
07:00	66	0	0.0	58	87.9	8	12.1	0	0.0	0	0.0
08:00	63	0	0.0	61	96.8	0	0.0	1	1.6	1	1.6
09:00	55	0	0.0	54	98.2	1	1.8	0	0.0	0	0.0
10:00	42	0	0.0	38	90.5	4	9.5	0	0.0	0	0.0
11:00	34	0	0.0	28	82.4	5	14.7	0	0.0	1	2.9
12:00	23	0	0.0	21	91.3	1	4.4	1	4.4	0	0.0
13:00	26	0	0.0	22	84.6	3	11.5	0	0.0	1	3.9
14:00	26	0	0.0	21	80.8	4	15.4	1	3.9	0	0.0
15:00	62	0	0.0	56	90.3	5	8.1	0	0.0	1	1.6
16:00	28	0	0.0	19	67.9	7	25.0	2	7.1	0	0.0
17:00	24	0	0.0	20	83.3	3	12.5	1	4.2	0	0.0
18:00	19	0	0.0	15	79.0	3	15.8	0	0.0	1	5.3
19:00	18	0	0.0	17	94.4	0	0.0	0	0.0	1	5.6
20:00	8	0	0.0	8	100.0	0	0.0	0	0.0	0	0.0
21:00	5	0	0.0	5	100.0	0	0.0	0	0.0	0	0.0
22:00	5	0	0.0	4	80.0	1	20.0	0	0.0	0	0.0
23:00	0	0	-	0	-	0	-	0	-	0	-
12H,7-19	468	0	0.0	413	88.3	44	9.4	6	1.3	5	1.1
16H,6-22	499	0	0.0	443	88.8	44	8.8	6	1.2	6	1.2
18H,6-24	504	0	0.0	447	88.7	45	8.9	6	1.2	6	1.2
24H,0-24	504	0	0.0	447	88.7	45	8.9	6	1.2	6	1.2

TIME PERIOD	TOTAL VEHICLES	MOTOR-CYCLES	MOTOR-CYCLES%	CARS	CARS %	LGV	LGV %	HGV	HGV %	BUS	BUS %
Wed 13-Dec-17											
00:00	2	0	0.0	2	100.0	0	0.0	0	0.0	0	0.0
01:00	0	0	-	0	-	0	-	0	-	0	-
02:00	0	0	-	0	-	0	-	0	-	0	-
03:00	0	0	-	0	-	0	-	0	-	0	-
04:00	2	0	0.0	2	100.0	0	0.0	0	0.0	0	0.0
05:00	7	0	0.0	6	85.7	1	14.3	0	0.0	0	0.0
06:00	19	0	0.0	18	94.7	1	5.3	0	0.0	0	0.0
07:00	57	0	0.0	49	86.0	8	14.0	0	0.0	0	0.0
08:00	61	0	0.0	58	95.1	0	0.0	2	3.3	1	1.6
09:00	47	0	0.0	46	97.9	1	2.1	0	0.0	0	0.0
10:00	47	0	0.0	44	93.6	3	6.4	0	0.0	0	0.0
11:00	36	0	0.0	29	80.6	6	16.7	0	0.0	1	2.8
12:00	35	0	0.0	29	82.9	5	14.3	0	0.0	1	2.9
13:00	33	0	0.0	33	100.0	0	0.0	0	0.0	0	0.0
14:00	39	0	0.0	37	94.9	2	5.1	0	0.0	0	0.0
15:00	36	0	0.0	31	86.1	4	11.1	1	2.8	0	0.0
16:00	26	0	0.0	22	84.6	3	11.5	1	3.9	0	0.0
17:00	33	1	3.0	31	93.9	1	3.0	0	0.0	0	0.0
18:00	33	0	0.0	30	90.9	2	6.1	1	3.0	0	0.0
19:00	11	0	0.0	11	100.0	0	0.0	0	0.0	0	0.0
20:00	7	0	0.0	5	71.4	1	14.3	1	14.3	0	0.0
21:00	7	0	0.0	5	71.4	2	28.6	0	0.0	0	0.0
22:00	5	0	0.0	4	80.0	0	0.0	1	20.0	0	0.0
23:00	1	0	0.0	1	100.0	0	0.0	0	0.0	0	0.0
12H,7-19	483	1	0.2	439	90.9	35	7.3	5	1.0	3	0.6
16H,6-22	527	1	0.2	478	90.7	39	7.4	6	1.1	3	0.6
18H,6-24	533	1	0.2	483	90.6	39	7.3	7	1.3	3	0.6
24H,0-24	544	1	0.2	493	90.6	40	7.4	7	1.3	3	0.6

TIME PERIOD	TOTAL VEHICLES	MOTOR-CYCLES	MOTOR-CYCLES%	CARS	CARS %	LGV	LGV %	HGV	HGV %	BUS	BUS %
Thu 14-Dec-17											
00:00	3	0	0.0	3	100.0	0	0.0	0	0.0	0	0.0
01:00	2	0	0.0	2	100.0	0	0.0	0	0.0	0	0.0
02:00	0	0	-	0	-	0	-	0	-	0	-
03:00	0	0	-	0	-	0	-	0	-	0	-
04:00	2	0	0.0	2	100.0	0	0.0	0	0.0	0	0.0
05:00	9	0	0.0	8	88.9	1	11.1	0	0.0	0	0.0
06:00	16	0	0.0	16	100.0	0	0.0	0	0.0	0	0.0
07:00	41	1	2.4	36	87.8	3	7.3	0	0.0	1	2.4
08:00	59	0	0.0	56	94.9	1	1.7	1	1.7	1	1.7
09:00	47	0	0.0	44	93.6	2	4.3	0	0.0	1	2.1
10:00	43	0	0.0	38	88.4	5	11.6	0	0.0	0	0.0
11:00	37	0	0.0	35	94.6	1	2.7	0	0.0	1	2.7
12:00	35	0	0.0	32	91.4	0	0.0	3	8.6	0	0.0
13:00	18	0	0.0	15	83.3	2	11.1	1	5.6	0	0.0
14:00	39	0	0.0	33	84.6	4	10.3	2	5.1	0	0.0
15:00	45	0	0.0	43	95.6	2	4.4	0	0.0	0	0.0
16:00	36	0	0.0	33	91.7	2	5.6	0	0.0	1	2.8
17:00	36	0	0.0	33	91.7	2	5.6	0	0.0	1	2.8
18:00	27	0	0.0	23	85.2	3	11.1	0	0.0	1	3.7
19:00	39	1	2.6	36	92.3	1	2.6	1	2.6	0	0.0
20:00	10	1	10.0	7	70.0	1	10.0	1	10.0	0	0.0
21:00	15	0	0.0	12	80.0	3	20.0	0	0.0	0	0.0
22:00	10	0	0.0	10	100.0	0	0.0	0	0.0	0	0.0
23:00	4	0	0.0	4	100.0	0	0.0	0	0.0	0	0.0
12H,7-19	463	1	0.2	421	90.9	27	5.8	7	1.5	7	1.5
16H,6-22	543	3	0.6	492	90.6	32	5.9	9	1.7	7	1.3
18H,6-24	557	3	0.5	506	90.8	32	5.8	9	1.6	7	1.3
24H,0-24	573	3	0.5	521	90.9	33	5.8	9	1.6	7	1.2

22447 STEEPLE ASTON Site No: 22447001 Location Site 1, South Side, Steeple Aston (TG Pole)
 Fri 08-Dec-17 to Thu 14-Dec-17 Channel: Westbound

TIME PERIOD	TOTAL VEHICLES	MOTOR-CYCLES	MOTOR-CYCLES%	CARS	CARS %	LGV	LGV %	HGV	HGV %	BUS	BUS %
Daily Totals											
Fri 08-Dec-17	444	6	1.4	392	88.3	27	6.1	16	3.6	3	0.7
Sat 09-Dec-17	392	2	0.5	358	91.3	17	4.3	14	3.6	1	0.3
Sun 10-Dec-17	61	0	0.0	58	95.1	2	3.3	1	1.6	0	0.0
Mon 11-Dec-17	0	0	-	0	-	0	-	0	-	0	-
Tue 12-Dec-17	504	0	0.0	447	88.7	45	8.9	6	1.2	6	1.2
Wed 13-Dec-17	544	1	0.2	493	90.6	40	7.4	7	1.3	3	0.6
Thu 14-Dec-17	573	3	0.5	521	90.9	33	5.8	9	1.6	7	1.2
Total Vehicles											
[--]	2518	12	0.4	2269	77.8	164	5.1	53	1.8	20	0.6



Time Period	Total Vehicles	85%ile Speed	Mean Speed	Stand Dev.	<11Mph	11-<16	16-<21	21-<26	26-<31	31-<36	36-<41	41-<46	46-<51	51-<56	56-<61	=>61
Fri 08-Dec-17																
00:00	1	-	43.5	-	0	0	0	0	0	0	0	1	0	0	0	0
01:00	1	-	43.5	-	0	0	0	0	0	0	0	1	0	0	0	0
02:00	0	-	-	-	0	0	0	0	0	0	0	0	0	0	0	0
03:00	1	-	38.5	-	0	0	0	0	0	0	1	0	0	0	0	0
04:00	0	-	-	-	0	0	0	0	0	0	0	0	0	0	0	0
05:00	3	-	38.5	10	0	0	0	0	1	0	1	0	1	0	0	0
06:00	11	44.1	39.4	5.1	0	0	0	0	0	3	4	3	1	0	0	0
07:00	36	40.3	34.9	6.3	0	0	1	1	8	8	14	3	1	0	0	0
08:00	58	39.1	34.4	5.7	0	1	0	1	8	29	16	1	1	1	0	0
09:00	37	35.7	32.8	6.7	0	1	0	0	12	19	2	2	0	0	1	0
10:00	25	41.8	32.5	7.6	0	1	0	3	6	9	1	5	0	0	0	0
11:00	28	41.5	36.9	5.5	0	0	0	0	3	10	10	3	2	0	0	0
12:00	34	39.2	33.6	5.9	0	0	1	3	4	14	10	2	0	0	0	0
13:00	19	38.2	31.4	7.6	0	1	2	0	4	6	6	0	0	0	0	0
14:00	38	39	33.5	6.6	0	1	1	3	3	16	13	0	1	0	0	0
15:00	42	41.9	34.9	6.3	0	1	0	1	4	23	5	7	1	0	0	0
16:00	21	46.4	37.8	6.9	0	0	0	0	3	7	5	2	4	0	0	0
17:00	18	38.3	33.5	5	0	0	0	1	4	8	4	1	0	0	0	0
18:00	35	42.6	34.4	7.2	0	0	0	3	9	12	3	7	0	1	0	0
19:00	9	-	32.9	3.3	0	0	0	0	2	6	1	0	0	0	0	0
20:00	11	45.3	38	7	0	0	0	0	0	6	3	0	1	1	0	0
21:00	8	-	38.5	5.5	0	0	0	0	0	3	3	1	1	0	0	0
22:00	5	-	34.5	11.4	0	0	0	1	1	2	0	0	0	1	0	0
23:00	3	-	38.5	5	0	0	0	0	0	1	1	1	0	0	0	0
12H,7-19	391	40.3	34.3	6.5	0	6	5	16	68	161	89	33	10	2	1	0
16H,6-22	430	40.5	34.5	6.5	0	6	5	16	70	179	100	37	13	3	1	0
18H,6-24	438	40.5	34.6	6.6	0	6	5	17	71	182	101	38	13	4	1	0
24H,0-24	444	40.6	34.6	6.6	0	6	5	17	72	182	103	40	14	4	1	0

Time Period	Total Vehicles	85%ile Speed	Mean Speed	Stand Dev.	<11Mph	11-<16	16-<21	21-<26	26-<31	31-<36	36-<41	41-<46	46-<51	51-<56	56-<61	=>61
Sat 09-Dec-17																
00:00	1	-	23.5	-	0	0	0	1	0	0	0	0	0	0	0	0
01:00	0	-	-	-	0	0	0	0	0	0	0	0	0	0	0	0
02:00	0	-	-	-	0	0	0	0	0	0	0	0	0	0	0	0
03:00	0	-	-	-	0	0	0	0	0	0	0	0	0	0	0	0
04:00	0	-	-	-	0	0	0	0	0	0	0	0	0	0	0	0
05:00	3	-	40.2	5.9	0	0	0	0	0	1	0	2	0	0	0	0
06:00	2	-	33.5	1.8	0	0	0	0	0	2	0	0	0	0	0	0
07:00	12	39.5	36.8	5.9	0	0	0	0	2	3	5	1	1	0	0	0
08:00	29	37.2	33.2	5	0	0	1	1	4	17	5	1	0	0	0	0
09:00	34	41.7	36.9	7.4	0	1	0	0	3	11	13	3	1	2	0	0
10:00	42	41.8	34.6	7	0	1	1	1	8	13	10	8	0	0	0	0
11:00	35	39.5	32.9	7.5	0	1	2	2	5	15	6	3	1	0	0	0
12:00	39	38.3	32	6.9	0	1	2	3	9	13	10	0	1	0	0	0
13:00	35	39.6	34.4	6	0	0	1	2	4	15	10	2	1	0	0	0
14:00	28	40.1	33.7	7.8	0	1	1	2	4	8	9	2	1	0	0	0
15:00	18	43.3	36.6	6.6	0	0	0	1	2	6	4	4	1	0	0	0
16:00	26	44	37.7	6.7	0	0	0	0	5	5	8	6	1	1	0	0
17:00	23	40	35.7	4.7	0	0	0	0	4	7	10	2	0	0	0	0
18:00	21	45.2	38	6.5	0	0	0	0	2	8	4	4	3	0	0	0
19:00	21	43.3	36.8	7.6	0	0	1	0	2	7	6	3	1	1	0	0
20:00	12	40.3	35.2	6.7	0	0	1	0	0	6	3	2	0	0	0	0
21:00	5	-	33.5	10.6	0	0	1	0	1	1	0	2	0	0	0	0
22:00	3	-	38.5	5	0	0	0	0	0	1	1	1	0	0	0	0
23:00	3	-	33.5	1.7	0	0	0	0	0	3	0	0	0	0	0	0
12H,7-19	342	40.9	34.8	6.9	0	5	8	12	52	121	94	36	11	3	0	0
16H,6-22	382	41.1	34.9	6.9	0	5	11	12	55	137	103	43	12	4	0	0
18H,6-24	388	41.1	34.9	6.9	0	5	11	12	55	141	104	44	12	4	0	0
24H,0-24	392	41.3	35	6.9	0	5	11	13	55	142	104	46	12	4	0	0

Time Period	Total Vehicles	85%ile Speed	Mean Speed	Stand Dev.	<11Mph	11-<16	16-<21	21-<26	26-<31	31-<36	36-<41	41-<46	46-<51	51-<56	56-<61	=>61
Sun 10-Dec-17																
00:00	3	-	35.2	3.1	0	0	0	0	0	2	1	0	0	0	0	0
01:00	4	-	39.8	4.9	0	0	0	0	0	1	1	2	0	0	0	0
02:00	1	-	33.5	-	0	0	0	0	0	1	0	0	0	0	0	0
03:00	0	-	-	-	0	0	0	0	0	0	0	0	0	0	0	0
04:00	0	-	-	-	0	0	0	0	0	0	0	0	0	0	0	0
05:00	2	-	13.7	6.9	1	0	1	0	0	0	0	0	0	0	0	0
06:00	3	-	26.8	3.1	0	0	0	1	2	0	0	0	0	0	0	0
07:00	1	-	13.5	-	0	1	0	0	0	0	0	0	0	0	0	0
08:00	7	-	18.5	8.2	1	3	0	1	2	0	0	0	0	0	0	0
09:00	5	-	15.6	6.7	2	0	2	1	0	0	0	0	0	0	0	0
10:00	9	-	18.5	5.2	0	3	4	1	1	0	0	0	0	0	0	0
11:00	8	-	20.4	4.7	0	1	4	2	1	0	0	0	0	0	0	0
12:00	8	-	18.5	4	0	2	4	2	0	0	0	0	0	0	0	0
13:00	8	-	20.4	3.9	0	0	6	1	1	0	0	0	0	0	0	0
14:00	2	-	21	3.5	0	0	1	1	0	0	0	0	0	0	0	0
15:00	0	-	-	-	0	0	0	0	0	0	0	0	0	0	0	0
16:00	0	-	-	-	0	0	0	0	0	0	0	0	0	0	0	0
17:00	0	-	-	-	0	0	0	0	0	0	0	0	0	0	0	0
18:00	0	-	-	-	0	0	0	0	0	0	0	0	0	0	0	0
19:00	0	-	-	-	0	0	0	0	0	0	0	0	0	0	0	0
20:00	0	-	-	-	0	0	0	0	0	0	0	0	0	0	0	0
21:00	0	-	-	-	0	0	0	0	0	0	0	0	0	0	0	0
22:00	0	-	-	-	0	0	0	0	0	0	0	0	0	0	0	0
23:00	0	-	-	-	0	0	0	0	0	0	0	0	0	0	0	0
12H,7-19	48	24.5	18.8	5.3	3	10	21	9	5	0	0	0	0	0	0	0
16H,6-22	51	25.4	19.3	5.5	3	10	21	10	7	0	0	0	0	0	0	0
18H,6-24	51	25.4	19.3	5.5	3	10	21	10	7	0	0	0	0	0	0	0
24H,0-24	61	29.8	21.5	8.3	4	10	22	10	7	4	2	2	0	0	0	0

22447 STEEPLE ASTON Site No: 22447001 Location Site 1, South Side, Steeple Aston (TG Pole)
 Fri 08-Dec-17 to Thu 14-Dec-17 Channel: Westbound

Time Period	Total Vehicles	85%ile Speed	Mean Speed	Stand Dev.	<11Mph	11-<16	16-<21	21-<26	26-<31	31-<36	36-<41	41-<46	46-<51	51-<56	56-<61	=>61
Mon 11-Dec-17																
00:00	0	-	-	-	0	0	0	0	0	0	0	0	0	0	0	0
01:00	0	-	-	-	0	0	0	0	0	0	0	0	0	0	0	0
02:00	0	-	-	-	0	0	0	0	0	0	0	0	0	0	0	0
03:00	0	-	-	-	0	0	0	0	0	0	0	0	0	0	0	0
04:00	0	-	-	-	0	0	0	0	0	0	0	0	0	0	0	0
05:00	0	-	-	-	0	0	0	0	0	0	0	0	0	0	0	0
06:00	0	-	-	-	0	0	0	0	0	0	0	0	0	0	0	0
07:00	0	-	-	-	0	0	0	0	0	0	0	0	0	0	0	0
08:00	0	-	-	-	0	0	0	0	0	0	0	0	0	0	0	0
09:00	0	-	-	-	0	0	0	0	0	0	0	0	0	0	0	0
10:00	0	-	-	-	0	0	0	0	0	0	0	0	0	0	0	0
11:00	0	-	-	-	0	0	0	0	0	0	0	0	0	0	0	0
12:00	0	-	-	-	0	0	0	0	0	0	0	0	0	0	0	0
13:00	0	-	-	-	0	0	0	0	0	0	0	0	0	0	0	0
14:00	0	-	-	-	0	0	0	0	0	0	0	0	0	0	0	0
15:00	0	-	-	-	0	0	0	0	0	0	0	0	0	0	0	0
16:00	0	-	-	-	0	0	0	0	0	0	0	0	0	0	0	0
17:00	0	-	-	-	0	0	0	0	0	0	0	0	0	0	0	0
18:00	0	-	-	-	0	0	0	0	0	0	0	0	0	0	0	0
19:00	0	-	-	-	0	0	0	0	0	0	0	0	0	0	0	0
20:00	0	-	-	-	0	0	0	0	0	0	0	0	0	0	0	0
21:00	0	-	-	-	0	0	0	0	0	0	0	0	0	0	0	0
22:00	0	-	-	-	0	0	0	0	0	0	0	0	0	0	0	0
23:00	0	-	-	-	0	0	0	0	0	0	0	0	0	0	0	0
12H,7-19	0	-	-	-	0	0	0	0	0	0	0	0	0	0	0	0
16H,6-22	0	-	-	-	0	0	0	0	0	0	0	0	0	0	0	0
18H,6-24	0	-	-	-	0	0	0	0	0	0	0	0	0	0	0	0
24H,0-24	0	-	-	-	0	0	0	0	0	0	0	0	0	0	0	0

Time Period	Total Vehicles	85%ile Speed	Mean Speed	Stand Dev.	<11Mph	11-<16	16-<21	21-<26	26-<31	31-<36	36-<41	41-<46	46-<51	51-<56	56-<61	=>61
Tue 12-Dec-17																
00:00	0	-	-	-	0	0	0	0	0	0	0	0	0	0	0	0
01:00	0	-	-	-	0	0	0	0	0	0	0	0	0	0	0	0
02:00	0	-	-	-	0	0	0	0	0	0	0	0	0	0	0	0
03:00	0	-	-	-	0	0	0	0	0	0	0	0	0	0	0	0
04:00	0	-	-	-	0	0	0	0	0	0	0	0	0	0	0	0
05:00	0	-	-	-	0	0	0	0	0	0	0	0	0	0	0	0
06:00	0	-	-	-	0	0	0	0	0	0	0	0	0	0	0	0
07:00	66	36.4	31.2	6.8	1	0	4	5	20	25	8	1	2	0	0	0
08:00	63	38.5	33.7	5.9	0	0	2	3	9	32	14	1	1	1	0	0
09:00	55	43.6	36.9	6.7	0	0	1	0	10	13	16	12	2	1	0	0
10:00	42	35.1	30.9	6	1	1	0	2	13	22	2	1	0	0	0	0
11:00	34	39	33.2	6.9	0	1	0	5	2	15	9	1	1	0	0	0
12:00	23	31.1	27	7.2	1	0	3	4	11	2	1	1	0	0	0	0
13:00	26	38	30.4	6.8	0	0	2	3	12	3	4	2	0	0	0	0
14:00	26	32	27.3	5.5	0	0	3	7	11	3	2	0	0	0	0	0
15:00	62	35.1	27.8	7.5	0	3	8	14	19	10	4	4	0	0	0	0
16:00	28	34.3	27.3	8.2	0	1	7	4	8	5	0	3	0	0	0	0
17:00	24	38.3	31.4	8	0	0	2	2	10	5	2	2	0	1	0	0
18:00	19	34	28.2	5.8	0	0	2	5	5	6	1	0	0	0	0	0
19:00	18	38.3	31.3	6.6	0	0	1	2	7	3	4	1	0	0	0	0
20:00	8	-	33.5	4.8	0	0	0	0	3	2	3	0	0	0	0	0
21:00	5	-	36.5	5.8	0	0	0	0	1	1	2	1	0	0	0	0
22:00	5	-	18.6	6.1	1	0	2	2	0	0	0	0	0	0	0	0
23:00	0	-	-	-	0	0	0	0	0	0	0	0	0	0	0	0
12H,7-19	468	38.3	31	7.4	3	6	34	54	130	141	63	28	6	3	0	0
16H,6-22	499	38.5	31.1	7.3	3	6	35	56	141	147	72	30	6	3	0	0
18H,6-24	504	38.4	31	7.4	4	6	37	58	141	147	72	30	6	3	0	0
24H,0-24	504	38.4	31	7.4	4	6	37	58	141	147	72	30	6	3	0	0

Time Period	Total Vehicles	85%ile Speed	Mean Speed	Stand Dev.	<11Mph	11-<16	16-<21	21-<26	26-<31	31-<36	36-<41	41-<46	46-<51	51-<56	56-<61	=>61
Wed 13-Dec-17																
00:00	2	-	28.5	1.8	0	0	0	0	2	0	0	0	0	0	0	0
01:00	0	-	-	-	0	0	0	0	0	0	0	0	0	0	0	0
02:00	0	-	-	-	0	0	0	0	0	0	0	0	0	0	0	0
03:00	0	-	-	-	0	0	0	0	0	0	0	0	0	0	0	0
04:00	2	-	41	10.6	0	0	0	0	0	1	0	0	1	0	0	0
05:00	7	-	35.6	9.6	0	0	0	1	2	1	0	2	1	0	0	0
06:00	19	39.9	34.6	5.8	0	0	0	2	2	7	6	2	0	0	0	0
07:00	57	38	31.1	7.5	1	0	5	4	17	17	10	1	2	0	0	0
08:00	61	38.4	33.2	6.3	0	0	3	3	11	28	13	1	1	1	0	0
09:00	47	43.8	36.8	6.8	0	0	1	0	6	17	11	8	3	1	0	0
10:00	47	35.5	31.5	6.4	1	1	0	2	14	24	3	1	1	0	0	0
11:00	36	39.4	33.6	7.5	0	1	0	5	3	15	9	1	1	1	0	0
12:00	35	42.6	36.9	6.8	0	0	0	0	6	11	11	4	2	0	1	0
13:00	33	42.6	33.7	9.8	0	3	1	1	7	6	8	5	1	1	0	0
14:00	39	35.3	31.2	5.3	0	0	2	1	16	16	2	2	0	0	0	0
15:00	36	39.6	35	5.4	0	0	0	3	2	15	14	1	1	0	0	0
16:00	26	39.1	32.9	6	0	0	1	1	9	5	9	1	0	0	0	0
17:00	33	39.4	34.9	5.1	0	0	1	1	1	17	11	2	0	0	0	0
18:00	33	38	31.1	6.9	0	2	0	4	9	9	9	0	0	0	0	0
19:00	11	39.9	34.4	6.8	0	0	0	2	1	2	5	1	0	0	0	0
20:00	7	-	33.5	7.7	0	0	0	2	0	2	2	1	0	0	0	0
21:00	7	-	32.1	8.1	0	0	1	0	2	2	1	1	0	0	0	0
22:00	5	-	37.5	13.4	0	0	0	1	1	0	2	0	0	0	1	0
23:00	1	-	8.8	-	1	0	0	0	0	0	0	0	0	0	0	0
12H,7-19	483	39.7	33.4	7	2	7	14	25	101	180	110	27	12	4	1	0
16H,6-22	527	39.8	33.4	7	2	7	15	31	106	193	124	32	12	4	1	0
18H,6-24	533	39.8	33.4	7.1	3	7	15	32	107	193	126	32	12	4	2	0
24H,0-24	544	39.9	33.5	7.1	3	7	15	33	111	195	126	34	14	4	2	0

Time Period	Total Vehicles	85%ile Speed	Mean Speed	Stand Dev.	<11Mph	11-<16	16-<21	21-<26	26-<31	31-<36	36-<41	41-<46	46-<51	51-<56	56-<61	=>61
Thu 14-Dec-17																
00:00	3	-	25.2	10.4	0	1	0	0	1	1	0	0	0	0	0	0
01:00	2	-	28.5	7.1	0	0	0	1	0	1	0	0	0	0	0	0
02:00	0	-	-	-	0	0	0	0	0	0	0	0	0	0	0	0
03:00	0	-	-	-	0	0	0	0	0	0	0	0	0	0	0	0
04:00	2	-	46	3.5	0	0	0	0	0	0	0	1	1	0	0	0
05:00	9	-	38.5	8	0	0	0	0	2	1	3	2	0	1	0	0
06:00	16	39.2	35.1	4.2	0	0	0	0	3	5	8	0	0	0	0	0
07:00	41	39.2	33.1	6.3	0	0	3	1	8	16	10	3	0	0	0	0
08:00	59	38.2	32.7	6	1	0	1	4	10	28	13	2	0	0	0	0
09:00	47	40.8	35.6	5.7	0	0	0	1	8	17	14	5	2	0	0	0
10:00	43	38.8	32.9	6.9	0	2	2	0	6	21	9	3	0	0	0	0
11:00	37	39.9	33.2	9.1	0	3	1	1	6	13	9	2	1	0	1	0
12:00	35	42.6	34.5	9.6	1	1	1	2	3	13	7	4	1	2	0	0
13:00	18	40.5	34.1	8	0	1	0	0	5	5	4	2	1	0	0	0
14:00	39	40.7	34.1	6.5	0	0	1	2	8	15	7	5	1	0	0	0
15:00	45	40.4	33.1	7.1	0	1	2	1	14	11	10	6	0	0	0	0
16:00	36	38.6	33.5	5.3	0	0	1	1	7	17	8	2	0	0	0	0
17:00	36	41.1	33.9	7.4	1	0	1	0	9	11	8	6	0	0	0	0
18:00	27	43.4	35.2	7.5	0	0	0	3	4	10	4	3	3	0	0	0
19:00	39	35.6	31.3	5.4	0	0	0	6	12	16	4	0	1	0	0	0
20:00	10	41	36.5	9.3	0	0	0	0	3	3	2	1	0	0	1	0
21:00	15	40.1	33.8	7.3	0	0	0	2	4	3	4	1	1	0	0	0
22:00	10	36	31.5	6.9	0	0	1	0	4	3	1	1	0	0	0	0
23:00	4	-	27.3	11.1	0	1	0	1	0	1	1	0	0	0	0	0
12H,7-19	463	40.3	33.8	7.1	3	8	13	16	88	177	103	43	9	2	1	0
16H,6-22	543	40.1	33.7	7	3	8	13	24	110	204	121	45	11	2	2	0
18H,6-24	557	40.1	33.6	7	3	9	14	25	114	208	123	46	11	2	2	0
24H,0-24	573	40.2	33.6	7.1	3	10	14	26	117	211	126	49	12	3	2	0

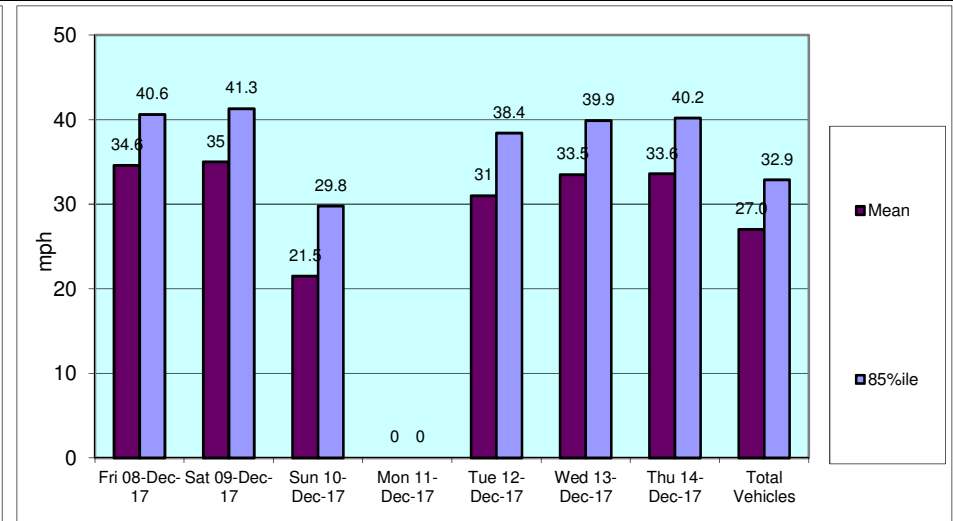
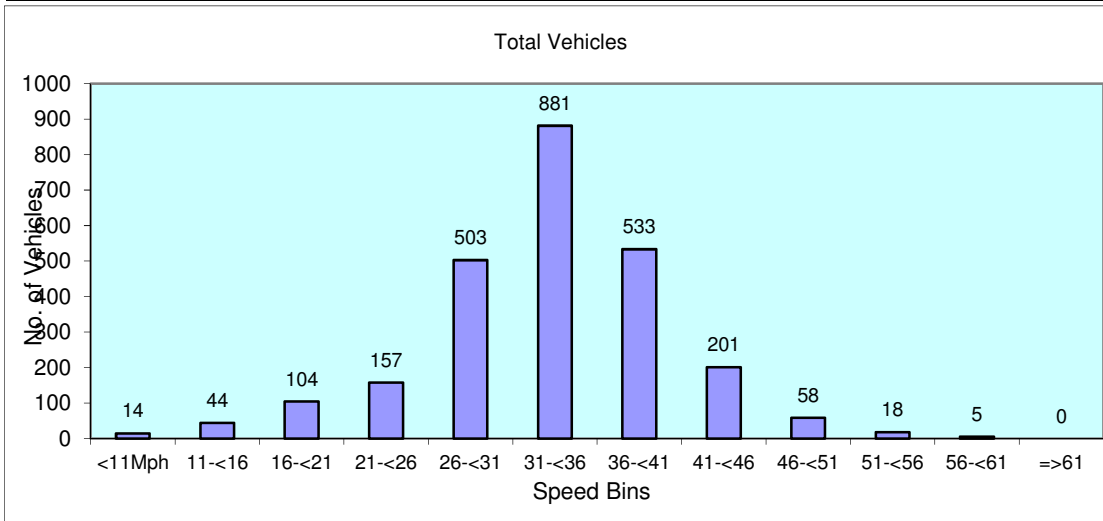
Time Period	Total Vehicles	85%ile Speed	Mean Speed	Stand Dev.	<11Mph	11-<16	16-<21	21-<26	26-<31	31-<36	36-<41	41-<46	46-<51	51-<56	56-<61	=>61
-------------	----------------	--------------	------------	------------	--------	--------	--------	--------	--------	--------	--------	--------	--------	--------	--------	------

Daily Totals

Fri 08-Dec-17	444	40.6	34.6	6.6	0	6	5	17	72	182	103	40	14	4	1	0
Sat 09-Dec-17	392	41.3	35	6.9	0	5	11	13	55	142	104	46	12	4	0	0
Sun 10-Dec-17	61	29.8	21.5	8.3	4	10	22	10	7	4	2	2	0	0	0	0
Mon 11-Dec-17	0	-	-	-	0	0	0	0	0	0	0	0	0	0	0	0
Tue 12-Dec-17	504	38.4	31	7.4	4	6	37	58	141	147	72	30	6	3	0	0
Wed 13-Dec-17	544	39.9	33.5	7.1	3	7	15	33	111	195	126	34	14	4	2	0
Thu 14-Dec-17	573	40.2	33.6	7.1	3	10	14	26	117	211	126	49	12	3	2	0

Total Vehicles

[--]	2518	32.9	27.0	6.2	14	44	104	157	503	881	533	201	58	18	5	0
------	------	------	------	-----	----	----	-----	-----	-----	-----	-----	-----	----	----	---	---



TIME PERIOD	Fri 08/12/17	Sat 09/12/17	Sun 10/12/17	Mon 11/12/17	Tue 12/12/17	Wed 13/12/17	Thu 14/12/17	5-Day Av	7-Day Av
Week Begin: 08-Dec-17									
00:00	1	1	3	0	0	2	3	1	1
01:00	1	0	4	0	0	0	2	1	1
02:00	0	0	1	0	0	0	0	0	0
03:00	1	0	0	0	0	0	0	0	0
04:00	0	0	0	0	0	2	2	1	1
05:00	3	3	2	0	0	7	9	4	3
06:00	11	2	3	0	0	19	16	9	7
07:00	36	12	1	0	66	57	41	40	30
08:00	58	29	7	0	63	61	59	48	40
09:00	37	34	5	0	55	47	47	37	32
10:00	25	42	9	0	42	47	43	31	30
11:00	28	35	8	0	34	36	37	27	25
12:00	34	39	8	0	23	35	35	25	25
13:00	19	35	8	0	26	33	18	19	20
14:00	38	28	2	0	26	39	39	28	25
15:00	42	18	0	0	62	36	45	37	29
16:00	21	26	0	0	28	26	36	22	20
17:00	18	23	0	0	24	33	36	22	19
18:00	35	21	0	0	19	33	27	23	19
19:00	9	21	0	0	18	11	39	15	14
20:00	11	12	0	0	8	7	10	7	7
21:00	8	5	0	0	5	7	15	7	6
22:00	5	3	0	0	5	5	10	5	4
23:00	3	3	0	0	0	1	4	2	2
12H,7-19	391	342	48	0	468	483	463	361	314
16H,6-22	430	382	51	0	499	527	543	400	347
18H,6-24	438	388	51	0	504	533	557	406	353
24H,0-24	444	392	61	0	504	544	573	413	360
Am	08:00	10:00	10:00	05:00	07:00	08:00	08:00	-	-
Peak	58	42	9	0	66	61	59	49	42
Pm	15:00	12:00	13:00	23:00	15:00	14:00	15:00	-	-
Peak	42	39	8	0	62	39	45	38	34

22447

STEEPLE ASTON

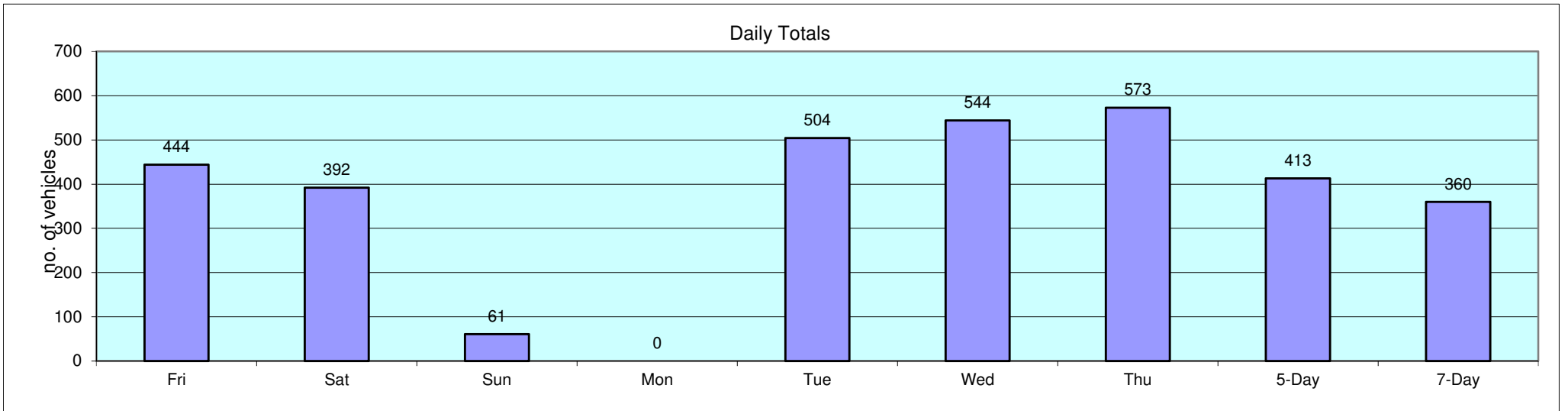
Site No: 22447001

Location

Site 1, South Side, Steeple Aston (TG Pole)

Channel: Westbound

TIME PERIOD	Fri 08/12/17	Sat 09/12/17	Sun 10/12/17	Mon 11/12/17	Tue 12/12/17	Wed 13/12/17	Thu 14/12/17	5-Day Av	7-Day Av
-------------	-----------------	-----------------	-----------------	-----------------	-----------------	-----------------	-----------------	-------------	-------------





22447		STEEPLE ASTON								
		DECEMBER 2017			Posted Speed Limit (PSL)	Total Vehicles	5 Day Ave.	7 Day Ave.	Average 85%ile Speed	Average Mean Speed
Site	Location	Direction	Start Date	End Date						
Site No: 22447002	Site 2, South Side, Steeple Aston (TG Pole) SP 47019 25872	Channel: Eastbound	Fri 08-Dec-17	Thu 14-Dec-17	30	2858	469	408	26.0	21.5
		Channel: Westbound	Fri 08-Dec-17	Thu 14-Dec-17		2756	458	394	28.0	23.3

22447 STEEPLE ASTON Site No: 22447002 Location Site 2, South Side, Steeple Aston (TG Pole)
 Fri 08-Dec-17 to Thu 14-Dec-17 Channel: Eastbound

TIME PERIOD	TOTAL VEHICLES	MOTOR-CYCLES	MOTOR-CYCLES%	CARS	CARS %	LGV	LGV %	HGV	HGV %	BUS	BUS %
Fri 08-Dec-17											
00:00	1	0	0.0	1	100.0	0	0.0	0	0.0	0	0.0
01:00	4	0	0.0	3	75.0	1	25.0	0	0.0	0	0.0
02:00	1	0	0.0	1	100.0	0	0.0	0	0.0	0	0.0
03:00	0	0	-	0	-	0	-	0	-	0	-
04:00	0	0	-	0	-	0	-	0	-	0	-
05:00	2	0	0.0	1	50.0	1	50.0	0	0.0	0	0.0
06:00	4	0	0.0	3	75.0	0	0.0	1	25.0	0	0.0
07:00	16	0	0.0	10	62.5	3	18.8	3	18.8	0	0.0
08:00	37	0	0.0	32	86.5	4	10.8	1	2.7	0	0.0
09:00	17	0	0.0	14	82.4	2	11.8	1	5.9	0	0.0
10:00	41	0	0.0	35	85.4	4	9.8	2	4.9	0	0.0
11:00	25	0	0.0	19	76.0	4	16.0	2	8.0	0	0.0
12:00	39	0	0.0	36	92.3	0	0.0	3	7.7	0	0.0
13:00	24	0	0.0	18	75.0	5	20.8	1	4.2	0	0.0
14:00	55	0	0.0	51	92.7	2	3.6	2	3.6	0	0.0
15:00	42	0	0.0	37	88.1	3	7.1	1	2.4	1	2.4
16:00	42	1	2.4	38	90.5	2	4.8	1	2.4	0	0.0
17:00	40	0	0.0	37	92.5	2	5.0	1	2.5	0	0.0
18:00	41	1	2.4	36	87.8	2	4.9	2	4.9	0	0.0
19:00	22	1	4.6	20	90.9	1	4.6	0	0.0	0	0.0
20:00	17	1	5.9	15	88.2	1	5.9	0	0.0	0	0.0
21:00	12	0	0.0	12	100.0	0	0.0	0	0.0	0	0.0
22:00	24	1	4.2	22	91.7	0	0.0	1	4.2	0	0.0
23:00	5	0	0.0	5	100.0	0	0.0	0	0.0	0	0.0
12H,7-19	419	2	0.5	363	86.6	33	7.9	20	4.8	1	0.2
16H,6-22	474	4	0.8	413	87.1	35	7.4	21	4.4	1	0.2
18H,6-24	503	5	1.0	440	87.5	35	7.0	22	4.4	1	0.2
24H,0-24	511	5	1.0	446	87.3	37	7.2	22	4.3	1	0.2

TIME PERIOD	TOTAL VEHICLES	MOTOR-CYCLES	MOTOR-CYCLES%	CARS	CARS %	LGV	LGV %	HGV	HGV %	BUS	BUS %
Sat 09-Dec-17											
00:00	3	0	0.0	3	100.0	0	0.0	0	0.0	0	0.0
01:00	0	0	-	0	-	0	-	0	-	0	-
02:00	1	0	0.0	1	100.0	0	0.0	0	0.0	0	0.0
03:00	0	0	-	0	-	0	-	0	-	0	-
04:00	0	0	-	0	-	0	-	0	-	0	-
05:00	1	0	0.0	0	0.0	1	100.0	0	0.0	0	0.0
06:00	3	0	0.0	3	100.0	0	0.0	0	0.0	0	0.0
07:00	8	0	0.0	6	75.0	1	12.5	1	12.5	0	0.0
08:00	14	0	0.0	10	71.4	3	21.4	1	7.1	0	0.0
09:00	24	0	0.0	23	95.8	0	0.0	1	4.2	0	0.0
10:00	26	0	0.0	23	88.5	2	7.7	1	3.9	0	0.0
11:00	30	0	0.0	28	93.3	1	3.3	1	3.3	0	0.0
12:00	34	0	0.0	31	91.2	2	5.9	1	2.9	0	0.0
13:00	45	0	0.0	41	91.1	3	6.7	1	2.2	0	0.0
14:00	31	0	0.0	29	93.6	1	3.2	1	3.2	0	0.0
15:00	44	0	0.0	41	93.2	1	2.3	2	4.6	0	0.0
16:00	43	0	0.0	42	97.7	0	0.0	1	2.3	0	0.0
17:00	41	0	0.0	36	87.8	3	7.3	2	4.9	0	0.0
18:00	25	0	0.0	23	92.0	1	4.0	1	4.0	0	0.0
19:00	25	0	0.0	24	96.0	1	4.0	0	0.0	0	0.0
20:00	10	1	10.0	9	90.0	0	0.0	0	0.0	0	0.0
21:00	14	0	0.0	14	100.0	0	0.0	0	0.0	0	0.0
22:00	12	0	0.0	12	100.0	0	0.0	0	0.0	0	0.0
23:00	6	0	0.0	6	100.0	0	0.0	0	0.0	0	0.0
12H,7-19	365	0	0.0	333	91.2	18	4.9	14	3.8	0	0.0
16H,6-22	417	1	0.2	383	91.9	19	4.6	14	3.4	0	0.0
18H,6-24	435	1	0.2	401	92.2	19	4.4	14	3.2	0	0.0
24H,0-24	440	1	0.2	405	92.1	20	4.6	14	3.2	0	0.0

22447 STEEPLE ASTON Site No: 22447002 Location Site 2, South Side, Steeple Aston (TG Pole)
 Fri 08-Dec-17 to Thu 14-Dec-17 Channel: Eastbound

TIME PERIOD	TOTAL VEHICLES	MOTOR-CYCLES	MOTOR-CYCLES%	CARS	CARS %	LGV	LGV %	HGV	HGV %	BUS	BUS %
Sun 10-Dec-17											
00:00	2	0	0.0	2	100.0	0	0.0	0	0.0	0	0.0
01:00	2	0	0.0	2	100.0	0	0.0	0	0.0	0	0.0
02:00	2	0	0.0	2	100.0	0	0.0	0	0.0	0	0.0
03:00	0	0	-	0	-	0	-	0	-	0	-
04:00	0	0	-	0	-	0	-	0	-	0	-
05:00	1	0	0.0	0	0.0	1	100.0	0	0.0	0	0.0
06:00	1	0	0.0	1	100.0	0	0.0	0	0.0	0	0.0
07:00	1	0	0.0	0	0.0	1	100.0	0	0.0	0	0.0
08:00	1	0	0.0	1	100.0	0	0.0	0	0.0	0	0.0
09:00	3	0	0.0	3	100.0	0	0.0	0	0.0	0	0.0
10:00	0	0	-	0	-	0	-	0	-	0	-
11:00	5	0	0.0	4	80.0	1	20.0	0	0.0	0	0.0
12:00	2	0	0.0	2	100.0	0	0.0	0	0.0	0	0.0
13:00	2	0	0.0	2	100.0	0	0.0	0	0.0	0	0.0
14:00	5	0	0.0	5	100.0	0	0.0	0	0.0	0	0.0
15:00	8	0	0.0	7	87.5	1	12.5	0	0.0	0	0.0
16:00	13	0	0.0	12	92.3	1	7.7	0	0.0	0	0.0
17:00	7	0	0.0	7	100.0	0	0.0	0	0.0	0	0.0
18:00	3	0	0.0	3	100.0	0	0.0	0	0.0	0	0.0
19:00	2	0	0.0	2	100.0	0	0.0	0	0.0	0	0.0
20:00	0	0	-	0	-	0	-	0	-	0	-
21:00	6	0	0.0	6	100.0	0	0.0	0	0.0	0	0.0
22:00	2	0	0.0	2	100.0	0	0.0	0	0.0	0	0.0
23:00	3	0	0.0	3	100.0	0	0.0	0	0.0	0	0.0
12H,7-19	50	0	0.0	46	92.0	4	8.0	0	0.0	0	0.0
16H,6-22	59	0	0.0	55	93.2	4	6.8	0	0.0	0	0.0
18H,6-24	64	0	0.0	60	93.8	4	6.3	0	0.0	0	0.0
24H,0-24	71	0	0.0	66	93.0	5	7.0	0	0.0	0	0.0

22447 STEEPLE ASTON Site No: 22447002 Location Site 2, South Side, Steeple Aston (TG Pole)
 Fri 08-Dec-17 to Thu 14-Dec-17 Channel: Eastbound

TIME PERIOD	TOTAL VEHICLES	MOTOR-CYCLES	MOTOR-CYCLES%	CARS	CARS %	LGV	LGV %	HGV	HGV %	BUS	BUS %
Mon 11-Dec-17											
00:00	0	0	-	0	-	0	-	0	-	0	-
01:00	0	0	-	0	-	0	-	0	-	0	-
02:00	0	0	-	0	-	0	-	0	-	0	-
03:00	0	0	-	0	-	0	-	0	-	0	-
04:00	0	0	-	0	-	0	-	0	-	0	-
05:00	2	0	0.0	0	0.0	1	50.0	1	50.0	0	0.0
06:00	1	0	0.0	1	100.0	0	0.0	0	0.0	0	0.0
07:00	5	0	0.0	5	100.0	0	0.0	0	0.0	0	0.0
08:00	12	0	0.0	10	83.3	2	16.7	0	0.0	0	0.0
09:00	15	0	0.0	14	93.3	1	6.7	0	0.0	0	0.0
10:00	18	0	0.0	12	66.7	5	27.8	1	5.6	0	0.0
11:00	22	0	0.0	19	86.4	1	4.6	2	9.1	0	0.0
12:00	25	0	0.0	24	96.0	1	4.0	0	0.0	0	0.0
13:00	24	0	0.0	20	83.3	2	8.3	2	8.3	0	0.0
14:00	31	0	0.0	26	83.9	4	12.9	0	0.0	1	3.2
15:00	32	0	0.0	30	93.8	1	3.1	1	3.1	0	0.0
16:00	45	0	0.0	42	93.3	2	4.4	0	0.0	1	2.2
17:00	20	0	0.0	14	70.0	1	5.0	4	20.0	1	5.0
18:00	14	0	0.0	12	85.7	1	7.1	0	0.0	1	7.1
19:00	15	0	0.0	11	73.3	4	26.7	0	0.0	0	0.0
20:00	5	0	0.0	5	100.0	0	0.0	0	0.0	0	0.0
21:00	4	0	0.0	4	100.0	0	0.0	0	0.0	0	0.0
22:00	4	0	0.0	3	75.0	0	0.0	1	25.0	0	0.0
23:00	4	0	0.0	3	75.0	1	25.0	0	0.0	0	0.0
12H,7-19	263	0	0.0	228	86.7	21	8.0	10	3.8	4	1.5
16H,6-22	288	0	0.0	249	86.5	25	8.7	10	3.5	4	1.4
18H,6-24	296	0	0.0	255	86.2	26	8.8	11	3.7	4	1.4
24H,0-24	298	0	0.0	255	85.6	27	9.1	12	4.0	4	1.3

22447 STEEPLE ASTON Site No: 22447002 Location Site 2, South Side, Steeple Aston (TG Pole)
 Fri 08-Dec-17 to Thu 14-Dec-17 Channel: Eastbound

TIME PERIOD	TOTAL VEHICLES	MOTOR-CYCLES	MOTOR-CYCLES%	CARS	CARS %	LGV	LGV %	HGV	HGV %	BUS	BUS %
Tue 12-Dec-17											
00:00	0	0	-	0	-	0	-	0	-	0	-
01:00	1	0	0.0	1	100.0	0	0.0	0	0.0	0	0.0
02:00	0	0	-	0	-	0	-	0	-	0	-
03:00	0	0	-	0	-	0	-	0	-	0	-
04:00	0	0	-	0	-	0	-	0	-	0	-
05:00	2	0	0.0	0	0.0	2	100.0	0	0.0	0	0.0
06:00	4	0	0.0	3	75.0	0	0.0	1	25.0	0	0.0
07:00	15	0	0.0	13	86.7	1	6.7	1	6.7	0	0.0
08:00	23	0	0.0	20	87.0	2	8.7	0	0.0	1	4.4
09:00	29	0	0.0	25	86.2	3	10.3	1	3.5	0	0.0
10:00	9	0	0.0	8	88.9	0	0.0	1	11.1	0	0.0
11:00	23	0	0.0	18	78.3	3	13.0	1	4.4	1	4.4
12:00	43	0	0.0	40	93.0	1	2.3	2	4.7	0	0.0
13:00	31	0	0.0	26	83.9	4	12.9	0	0.0	1	3.2
14:00	35	0	0.0	30	85.7	4	11.4	1	2.9	0	0.0
15:00	39	0	0.0	33	84.6	4	10.3	1	2.6	1	2.6
16:00	45	0	0.0	40	88.9	4	8.9	1	2.2	0	0.0
17:00	53	0	0.0	51	96.2	1	1.9	0	0.0	1	1.9
18:00	34	0	0.0	34	100.0	0	0.0	0	0.0	0	0.0
19:00	19	0	0.0	19	100.0	0	0.0	0	0.0	0	0.0
20:00	9	0	0.0	9	100.0	0	0.0	0	0.0	0	0.0
21:00	12	0	0.0	12	100.0	0	0.0	0	0.0	0	0.0
22:00	9	0	0.0	8	88.9	1	11.1	0	0.0	0	0.0
23:00	2	0	0.0	2	100.0	0	0.0	0	0.0	0	0.0
12H,7-19	379	0	0.0	338	89.2	27	7.1	9	2.4	5	1.3
16H,6-22	423	0	0.0	381	90.1	27	6.4	10	2.4	5	1.2
18H,6-24	434	0	0.0	391	90.1	28	6.5	10	2.3	5	1.2
24H,0-24	437	0	0.0	392	89.7	30	6.9	10	2.3	5	1.1

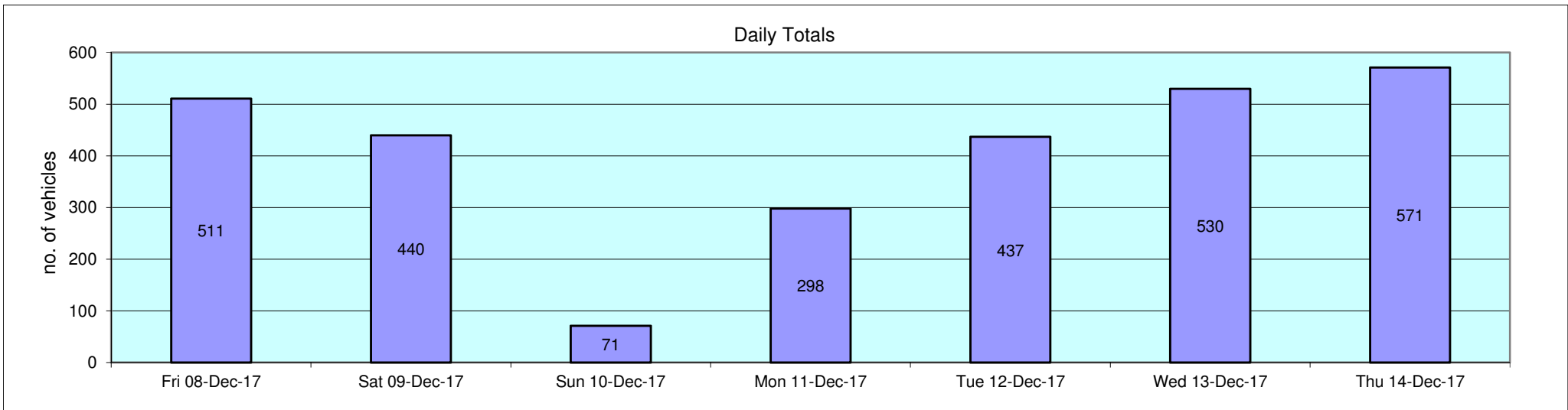
22447 STEEPLE ASTON Site No: 22447002 Location Site 2, South Side, Steeple Aston (TG Pole)
 Fri 08-Dec-17 to Thu 14-Dec-17 Channel: Eastbound

TIME PERIOD	TOTAL VEHICLES	MOTOR-CYCLES	MOTOR-CYCLES%	CARS	CARS %	LGV	LGV %	HGV	HGV %	BUS	BUS %
Wed 13-Dec-17											
00:00	0	0	-	0	-	0	-	0	-	0	-
01:00	0	0	-	0	-	0	-	0	-	0	-
02:00	0	0	-	0	-	0	-	0	-	0	-
03:00	1	0	0.0	1	100.0	0	0.0	0	0.0	0	0.0
04:00	0	0	-	0	-	0	-	0	-	0	-
05:00	3	0	0.0	2	66.7	1	33.3	0	0.0	0	0.0
06:00	4	0	0.0	2	50.0	1	25.0	1	25.0	0	0.0
07:00	19	0	0.0	14	73.7	2	10.5	2	10.5	1	5.3
08:00	38	0	0.0	33	86.8	4	10.5	1	2.6	0	0.0
09:00	30	0	0.0	26	86.7	3	10.0	1	3.3	0	0.0
10:00	12	0	0.0	10	83.3	2	16.7	0	0.0	0	0.0
11:00	33	0	0.0	28	84.9	4	12.1	1	3.0	0	0.0
12:00	33	1	3.0	30	90.9	2	6.1	0	0.0	0	0.0
13:00	27	0	0.0	26	96.3	0	0.0	1	3.7	0	0.0
14:00	50	1	2.0	45	90.0	3	6.0	1	2.0	0	0.0
15:00	55	0	0.0	51	92.7	2	3.6	2	3.6	0	0.0
16:00	48	0	0.0	45	93.8	2	4.2	1	2.1	0	0.0
17:00	49	0	0.0	47	95.9	1	2.0	1	2.0	0	0.0
18:00	52	0	0.0	48	92.3	2	3.9	2	3.9	0	0.0
19:00	22	0	0.0	21	95.5	1	4.6	0	0.0	0	0.0
20:00	24	0	0.0	23	95.8	1	4.2	0	0.0	0	0.0
21:00	14	0	0.0	13	92.9	1	7.1	0	0.0	0	0.0
22:00	8	0	0.0	7	87.5	0	0.0	1	12.5	0	0.0
23:00	8	0	0.0	8	100.0	0	0.0	0	0.0	0	0.0
12H,7-19	446	2	0.5	403	90.4	27	6.1	13	2.9	1	0.2
16H,6-22	510	2	0.4	462	90.6	31	6.1	14	2.8	1	0.2
18H,6-24	526	2	0.4	477	90.7	31	5.9	15	2.9	1	0.2
24H,0-24	530	2	0.4	480	90.6	32	6.0	15	2.8	1	0.2

22447 STEEPLE ASTON Site No: 22447002 Location Site 2, South Side, Steeple Aston (TG Pole)
 Fri 08-Dec-17 to Thu 14-Dec-17 Channel: Eastbound

TIME PERIOD	TOTAL VEHICLES	MOTOR-CYCLES	MOTOR-CYCLES%	CARS	CARS %	LGV	LGV %	HGV	HGV %	BUS	BUS %
Thu 14-Dec-17											
00:00	1	1	100.0	0	0.0	0	0.0	0	0.0	0	0.0
01:00	1	0	0.0	1	100.0	0	0.0	0	0.0	0	0.0
02:00	0	0	-	0	-	0	-	0	-	0	-
03:00	1	0	0.0	1	100.0	0	0.0	0	0.0	0	0.0
04:00	0	0	-	0	-	0	-	0	-	0	-
05:00	4	0	0.0	1	25.0	3	75.0	0	0.0	0	0.0
06:00	3	0	0.0	2	66.7	0	0.0	1	33.3	0	0.0
07:00	23	0	0.0	15	65.2	5	21.7	3	13.0	0	0.0
08:00	45	0	0.0	41	91.1	4	8.9	0	0.0	0	0.0
09:00	35	0	0.0	30	85.7	4	11.4	1	2.9	0	0.0
10:00	18	0	0.0	17	94.4	0	0.0	1	5.6	0	0.0
11:00	21	0	0.0	19	90.5	1	4.8	1	4.8	0	0.0
12:00	36	0	0.0	34	94.4	1	2.8	1	2.8	0	0.0
13:00	22	0	0.0	16	72.7	5	22.7	1	4.6	0	0.0
14:00	36	0	0.0	30	83.3	4	11.1	2	5.6	0	0.0
15:00	45	0	0.0	37	82.2	5	11.1	2	4.4	1	2.2
16:00	69	0	0.0	64	92.8	3	4.4	2	2.9	0	0.0
17:00	76	2	2.6	68	89.5	5	6.6	1	1.3	0	0.0
18:00	41	0	0.0	40	97.6	1	2.4	0	0.0	0	0.0
19:00	33	0	0.0	29	87.9	3	9.1	0	0.0	1	3.0
20:00	20	0	0.0	18	90.0	2	10.0	0	0.0	0	0.0
21:00	18	0	0.0	16	88.9	1	5.6	1	5.6	0	0.0
22:00	17	0	0.0	15	88.2	2	11.8	0	0.0	0	0.0
23:00	6	0	0.0	6	100.0	0	0.0	0	0.0	0	0.0
12H,7-19	467	2	0.4	411	88.0	38	8.1	15	3.2	1	0.2
16H,6-22	541	2	0.4	476	88.0	44	8.1	17	3.1	2	0.4
18H,6-24	564	2	0.4	497	88.1	46	8.2	17	3.0	2	0.4
24H,0-24	571	3	0.5	500	87.6	49	8.6	17	3.0	2	0.4

TIME PERIOD	TOTAL VEHICLES	MOTOR-CYCLES	MOTOR-CYCLES%	CARS	CARS %	LGV	LGV %	HGV	HGV %	BUS	BUS %
Daily Totals											
Fri 08-Dec-17	511	5	1.0	446	87.3	37	7.2	22	4.3	1	0.2
Sat 09-Dec-17	440	1	0.2	405	92.1	20	4.6	14	3.2	0	0.0
Sun 10-Dec-17	71	0	0.0	66	93.0	5	7.0	0	0.0	0	0.0
Mon 11-Dec-17	298	0	0.0	255	85.6	27	9.1	12	4.0	4	1.3
Tue 12-Dec-17	437	0	0.0	392	89.7	30	6.9	10	2.3	5	1.1
Wed 13-Dec-17	530	2	0.4	480	90.6	32	6.0	15	2.8	1	0.2
Thu 14-Dec-17	571	3	0.5	500	87.6	49	8.6	17	3.0	2	0.4
Total Vehicles											
[--]	2858	11	0.3	2544	89.4	200	7.1	90	2.8	13	0.5



22447 STEEPLE ASTON Site No: 22447002 Location Site 2, South Side, Steeple Aston (TG Pole)
 Fri 08-Dec-17 to Thu 14-Dec-17 Channel: Eastbound

Time Period	Total Vehicles	85%ile Speed	Mean Speed	Stand Dev.	<6Mph	6-<11	11-<16	16-<21	21-<26	26-<31	31-<36	36-<41	41-<46	46-<51	51-<56	=>56
Fri 08-Dec-17																
00:00	1	-	23.5	-	0	0	0	0	1	0	0	0	0	0	0	0
01:00	4	-	24.8	2.8	0	0	0	0	3	1	0	0	0	0	0	0
02:00	1	-	28.5	-	0	0	0	0	0	1	0	0	0	0	0	0
03:00	0	-	-	-	0	0	0	0	0	0	0	0	0	0	0	0
04:00	0	-	-	-	0	0	0	0	0	0	0	0	0	0	0	0
05:00	2	-	33.5	7.1	0	0	0	0	0	1	0	1	0	0	0	0
06:00	4	-	24.8	7.6	0	0	0	2	0	1	1	0	0	0	0	0
07:00	16	28.6	24.4	4.4	0	0	0	3	8	4	1	0	0	0	0	0
08:00	37	29.6	25	4.9	0	0	3	1	17	14	2	0	0	0	0	0
09:00	17	30.9	26.4	4.9	0	0	0	2	6	6	3	0	0	0	0	0
10:00	41	31.3	25.9	4.8	0	0	1	2	21	10	7	0	0	0	0	0
11:00	25	30.1	25.5	5.6	0	1	0	3	7	12	2	0	0	0	0	0
12:00	39	29.9	24.8	6	0	1	2	5	13	15	2	1	0	0	0	0
13:00	24	30.4	26.6	3.8	0	0	0	0	12	9	3	0	0	0	0	0
14:00	55	30.6	25.7	5.2	0	0	2	7	18	21	7	0	0	0	0	0
15:00	42	29.9	26.2	3.6	0	0	0	2	17	21	2	0	0	0	0	0
16:00	42	30.1	25.2	5.1	0	0	2	5	16	15	4	0	0	0	0	0
17:00	40	29.5	24.5	4.9	0	0	1	8	16	12	3	0	0	0	0	0
18:00	41	28.4	23.5	5.2	0	2	1	5	20	13	0	0	0	0	0	0
19:00	22	25.7	22.8	3.5	0	0	0	6	13	3	0	0	0	0	0	0
20:00	17	28	23.3	5.9	1	0	0	2	9	5	0	0	0	0	0	0
21:00	12	24.9	21.8	5.1	0	0	1	4	6	0	1	0	0	0	0	0
22:00	24	29.1	24.8	4.5	0	0	1	2	12	8	1	0	0	0	0	0
23:00	5	-	24.5	4.4	0	0	0	1	2	2	0	0	0	0	0	0
12H,7-19	419	30.1	25.3	5	0	4	12	43	171	152	36	1	0	0	0	0
16H,6-22	474	30	25	5	1	4	13	57	199	161	38	1	0	0	0	0
18H,6-24	503	29.9	25	5	1	4	14	60	213	171	39	1	0	0	0	0
24H,0-24	511	30	25	5	1	4	14	60	217	174	39	2	0	0	0	0

22447 STEEPLE ASTON Site No: 22447002 Location Site 2, South Side, Steeple Aston (TG Pole)
 Fri 08-Dec-17 to Thu 14-Dec-17 Channel: Eastbound

Time Period	Total Vehicles	85%ile Speed	Mean Speed	Stand Dev.	<6Mph	6-<11	11-<16	16-<21	21-<26	26-<31	31-<36	36-<41	41-<46	46-<51	51-<56	=>56
Sat 09-Dec-17																
00:00	3	-	25.2	5.9	0	0	0	1	0	2	0	0	0	0	0	0
01:00	0	-	-	-	0	0	0	0	0	0	0	0	0	0	0	0
02:00	1	-	23.5	-	0	0	0	0	1	0	0	0	0	0	0	0
03:00	0	-	-	-	0	0	0	0	0	0	0	0	0	0	0	0
04:00	0	-	-	-	0	0	0	0	0	0	0	0	0	0	0	0
05:00	1	-	33.5	-	0	0	0	0	0	0	1	0	0	0	0	0
06:00	3	-	26.8	7.6	0	0	0	1	0	1	1	0	0	0	0	0
07:00	8	-	22.9	5.1	0	0	0	3	4	0	1	0	0	0	0	0
08:00	14	29.9	26.7	3.5	0	0	0	0	6	7	1	0	0	0	0	0
09:00	24	29.1	25.4	3.8	0	0	1	0	12	11	0	0	0	0	0	0
10:00	26	32.3	27.2	5	0	0	0	3	7	10	6	0	0	0	0	0
11:00	30	30.7	27.5	4.1	0	0	0	0	11	15	3	1	0	0	0	0
12:00	34	29.9	26	4	0	0	0	3	13	16	2	0	0	0	0	0
13:00	45	30.2	25.6	4.9	0	0	1	7	13	20	4	0	0	0	0	0
14:00	31	29.7	25.1	5.1	0	0	1	3	16	8	2	1	0	0	0	0
15:00	44	29.1	24.9	4.3	0	1	0	4	20	19	0	0	0	0	0	0
16:00	43	29.8	24.8	4.9	0	0	1	7	19	12	4	0	0	0	0	0
17:00	41	26.8	24	3.1	0	0	0	4	29	8	0	0	0	0	0	0
18:00	25	29.6	24.3	5.1	0	0	0	8	7	8	2	0	0	0	0	0
19:00	25	29.2	24.9	4.2	0	0	0	5	8	12	0	0	0	0	0	0
20:00	10	30	26.5	4.4	0	0	0	1	3	5	1	0	0	0	0	0
21:00	14	27.8	23.9	3.9	0	0	0	3	7	4	0	0	0	0	0	0
22:00	12	29.4	24.8	5	0	0	0	3	4	4	1	0	0	0	0	0
23:00	6	-	26.8	4.3	0	0	0	0	3	2	1	0	0	0	0	0
12H,7-19	365	29.9	25.4	4.5	0	1	4	42	157	134	25	2	0	0	0	0
16H,6-22	417	29.9	25.3	4.5	0	1	4	52	175	156	27	2	0	0	0	0
18H,6-24	435	29.9	25.3	4.5	0	1	4	55	182	162	29	2	0	0	0	0
24H,0-24	440	29.9	25.4	4.5	0	1	4	56	183	164	30	2	0	0	0	0

Time Period	Total Vehicles	85%ile Speed	Mean Speed	Stand Dev.	<6Mph	6-<11	11-<16	16-<21	21-<26	26-<31	31-<36	36-<41	41-<46	46-<51	51-<56	=>56
Sun 10-Dec-17																
00:00	2	-	28.5	1.8	0	0	0	0	0	2	0	0	0	0	0	0
01:00	2	-	21	3.5	0	0	0	1	1	0	0	0	0	0	0	0
02:00	2	-	21	3.5	0	0	0	1	1	0	0	0	0	0	0	0
03:00	0	-	-	-	0	0	0	0	0	0	0	0	0	0	0	0
04:00	0	-	-	-	0	0	0	0	0	0	0	0	0	0	0	0
05:00	1	-	13.5	-	0	0	1	0	0	0	0	0	0	0	0	0
06:00	1	-	18.5	-	0	0	0	1	0	0	0	0	0	0	0	0
07:00	1	-	18.5	-	0	0	0	1	0	0	0	0	0	0	0	0
08:00	1	-	18.5	-	0	0	0	1	0	0	0	0	0	0	0	0
09:00	3	-	15.2	3.1	0	0	2	1	0	0	0	0	0	0	0	0
10:00	0	-	-	-	0	0	0	0	0	0	0	0	0	0	0	0
11:00	5	-	12.5	2.6	0	1	4	0	0	0	0	0	0	0	0	0
12:00	2	-	13.5	1.8	0	0	2	0	0	0	0	0	0	0	0	0
13:00	2	-	13.5	1.8	0	0	2	0	0	0	0	0	0	0	0	0
14:00	5	-	12.5	2.6	0	1	4	0	0	0	0	0	0	0	0	0
15:00	8	-	14.1	3.5	0	1	5	2	0	0	0	0	0	0	0	0
16:00	13	15.1	13.5	1.5	0	0	13	0	0	0	0	0	0	0	0	0
17:00	7	-	13.5	3.2	0	1	5	1	0	0	0	0	0	0	0	0
18:00	3	-	13.5	1.7	0	0	3	0	0	0	0	0	0	0	0	0
19:00	2	-	13.5	1.8	0	0	2	0	0	0	0	0	0	0	0	0
20:00	0	-	-	-	0	0	0	0	0	0	0	0	0	0	0	0
21:00	6	-	13.5	3.4	0	1	4	1	0	0	0	0	0	0	0	0
22:00	2	-	13.5	7.1	0	1	0	1	0	0	0	0	0	0	0	0
23:00	3	-	15.2	3.1	0	0	2	1	0	0	0	0	0	0	0	0
12H,7-19	50	15.8	13.7	2.7	0	4	40	6	0	0	0	0	0	0	0	0
16H,6-22	59	15.9	13.8	2.8	0	5	46	8	0	0	0	0	0	0	0	0
18H,6-24	64	16	13.8	2.9	0	6	48	10	0	0	0	0	0	0	0	0
24H,0-24	71	18	14.6	4.1	0	6	49	12	2	2	0	0	0	0	0	0

22447 STEEPLE ASTON Site No: 22447002 Location Site 2, South Side, Steeple Aston (TG Pole)
 Fri 08-Dec-17 to Thu 14-Dec-17 Channel: Eastbound

Time Period	Total Vehicles	85%ile Speed	Mean Speed	Stand Dev.	<6Mph	6-<11	11-<16	16-<21	21-<26	26-<31	31-<36	36-<41	41-<46	46-<51	51-<56	=>56
Mon 11-Dec-17																
00:00	0	-	-	-	0	0	0	0	0	0	0	0	0	0	0	0
01:00	0	-	-	-	0	0	0	0	0	0	0	0	0	0	0	0
02:00	0	-	-	-	0	0	0	0	0	0	0	0	0	0	0	0
03:00	0	-	-	-	0	0	0	0	0	0	0	0	0	0	0	0
04:00	0	-	-	-	0	0	0	0	0	0	0	0	0	0	0	0
05:00	2	-	16	3.5	0	0	1	1	0	0	0	0	0	0	0	0
06:00	1	-	23.5	-	0	0	0	0	1	0	0	0	0	0	0	0
07:00	5	-	17.5	2.6	0	0	1	4	0	0	0	0	0	0	0	0
08:00	12	20.3	18.5	3.3	0	0	2	8	2	0	0	0	0	0	0	0
09:00	15	20.6	17.8	4	0	1	2	10	2	0	0	0	0	0	0	0
10:00	18	25.7	20.7	5.1	0	1	0	10	4	3	0	0	0	0	0	0
11:00	22	22.8	19.2	3.5	0	0	3	13	6	0	0	0	0	0	0	0
12:00	25	24.8	21.5	3.2	0	0	0	11	13	1	0	0	0	0	0	0
13:00	24	24.3	20	4.5	0	1	1	14	6	2	0	0	0	0	0	0
14:00	31	24.4	19.8	4.7	0	1	4	14	10	2	0	0	0	0	0	0
15:00	32	20.6	17.3	4.1	0	2	8	18	4	0	0	0	0	0	0	0
16:00	45	20.5	17.7	3.3	0	1	9	31	4	0	0	0	0	0	0	0
17:00	20	19.6	15.5	4.3	0	3	7	9	1	0	0	0	0	0	0	0
18:00	14	20.5	17.1	5.1	0	1	5	6	1	1	0	0	0	0	0	0
19:00	15	20.1	17.2	3.8	0	1	3	10	1	0	0	0	0	0	0	0
20:00	5	-	18.5	3.7	0	0	1	3	1	0	0	0	0	0	0	0
21:00	4	-	13.5	4.2	0	1	2	1	0	0	0	0	0	0	0	0
22:00	4	-	18.5	1.6	0	0	0	4	0	0	0	0	0	0	0	0
23:00	4	-	16	6.5	0	1	1	1	1	0	0	0	0	0	0	0
12H,7-19	263	23.1	18.6	4.3	0	11	42	148	53	9	0	0	0	0	0	0
16H,6-22	288	22.9	18.5	4.3	0	13	48	162	56	9	0	0	0	0	0	0
18H,6-24	296	22.9	18.5	4.3	0	14	49	167	57	9	0	0	0	0	0	0
24H,0-24	298	22.8	18.4	4.3	0	14	50	168	57	9	0	0	0	0	0	0

Time Period	Total Vehicles	85%ile Speed	Mean Speed	Stand Dev.	<6Mph	6-<11	11-<16	16-<21	21-<26	26-<31	31-<36	36-<41	41-<46	46-<51	51-<56	=>56
Tue 12-Dec-17																
00:00	0	-	-	-	0	0	0	0	0	0	0	0	0	0	0	0
01:00	1	-	18.5	-	0	0	0	1	0	0	0	0	0	0	0	0
02:00	0	-	-	-	0	0	0	0	0	0	0	0	0	0	0	0
03:00	0	-	-	-	0	0	0	0	0	0	0	0	0	0	0	0
04:00	0	-	-	-	0	0	0	0	0	0	0	0	0	0	0	0
05:00	2	-	18.5	1.8	0	0	0	2	0	0	0	0	0	0	0	0
06:00	4	-	16	5.2	0	1	0	3	0	0	0	0	0	0	0	0
07:00	15	23.7	18.5	4.9	0	0	6	3	6	0	0	0	0	0	0	0
08:00	23	18.8	15.2	3.2	0	1	13	9	0	0	0	0	0	0	0	0
09:00	29	24.1	19.4	4.7	0	1	5	12	10	1	0	0	0	0	0	0
10:00	9	-	20.7	4.6	0	0	1	4	3	1	0	0	0	0	0	0
11:00	23	24.4	19.4	5.4	1	0	3	11	6	2	0	0	0	0	0	0
12:00	43	24.4	19.7	4.8	0	3	3	20	15	2	0	0	0	0	0	0
13:00	31	25.4	22.4	3.6	0	0	1	8	19	3	0	0	0	0	0	0
14:00	35	24	20.4	3.3	0	0	1	21	12	1	0	0	0	0	0	0
15:00	39	24.3	19.7	4.5	0	0	7	19	10	3	0	0	0	0	0	0
16:00	45	23.4	19.6	3.5	0	0	4	28	12	1	0	0	0	0	0	0
17:00	53	22.6	18.6	4.1	0	2	8	31	11	1	0	0	0	0	0	0
18:00	34	23.1	18.9	4.2	0	1	5	19	8	1	0	0	0	0	0	0
19:00	19	21.8	19.6	2.6	0	0	0	15	4	0	0	0	0	0	0	0
20:00	9	-	20.7	4.6	0	0	1	4	3	1	0	0	0	0	0	0
21:00	12	25.3	22.3	4	0	0	0	5	5	2	0	0	0	0	0	0
22:00	9	-	20.7	3.9	0	0	0	6	2	1	0	0	0	0	0	0
23:00	2	-	26	10.6	0	0	0	1	0	0	1	0	0	0	0	0
12H,7-19	379	24.2	19.4	4.4	1	8	57	185	112	16	0	0	0	0	0	0
16H,6-22	423	24.2	19.5	4.4	1	9	58	212	124	19	0	0	0	0	0	0
18H,6-24	434	24.2	19.5	4.4	1	9	58	219	126	20	1	0	0	0	0	0
24H,0-24	437	24.2	19.5	4.4	1	9	58	222	126	20	1	0	0	0	0	0

22447 STEEPLE ASTON Site No: 22447002 Location Site 2, South Side, Steeple Aston (TG Pole)
 Fri 08-Dec-17 to Thu 14-Dec-17 Channel: Eastbound

Time Period	Total Vehicles	85%ile Speed	Mean Speed	Stand Dev.	<6Mph	6-<11	11-<16	16-<21	21-<26	26-<31	31-<36	36-<41	41-<46	46-<51	51-<56	=>56
Wed 13-Dec-17																
00:00	0	-	-	-	0	0	0	0	0	0	0	0	0	0	0	0
01:00	0	-	-	-	0	0	0	0	0	0	0	0	0	0	0	0
02:00	0	-	-	-	0	0	0	0	0	0	0	0	0	0	0	0
03:00	1	-	18.5	-	0	0	0	1	0	0	0	0	0	0	0	0
04:00	0	-	-	-	0	0	0	0	0	0	0	0	0	0	0	0
05:00	3	-	25.2	7.6	0	0	0	1	1	0	1	0	0	0	0	0
06:00	4	-	22.3	4.9	0	0	0	2	1	1	0	0	0	0	0	0
07:00	19	26.8	21.4	5.5	0	1	1	7	6	4	0	0	0	0	0	0
08:00	38	27.3	23.6	4	0	0	1	6	23	7	1	0	0	0	0	0
09:00	30	29.3	25	4.4	0	0	1	2	16	9	2	0	0	0	0	0
10:00	12	30.3	28.1	3.6	0	0	0	0	3	7	2	0	0	0	0	0
11:00	33	25.7	22.7	3.8	0	0	2	5	22	4	0	0	0	0	0	0
12:00	33	26.9	24.1	4.7	0	1	0	2	24	3	3	0	0	0	0	0
13:00	27	26.5	23	4.9	1	0	0	4	17	5	0	0	0	0	0	0
14:00	50	28.7	24.6	3.7	0	0	0	6	28	15	1	0	0	0	0	0
15:00	55	29.1	24.2	4.6	0	0	2	10	22	20	1	0	0	0	0	0
16:00	48	27.2	22.3	4.9	0	1	3	13	21	10	0	0	0	0	0	0
17:00	49	27.2	23.2	4.3	0	0	2	10	27	9	1	0	0	0	0	0
18:00	52	25.8	21.7	5.4	1	2	2	13	27	6	1	0	0	0	0	0
19:00	22	28.3	24.2	3.8	0	0	0	4	11	7	0	0	0	0	0	0
20:00	24	25.6	22.7	3.8	0	0	1	5	15	3	0	0	0	0	0	0
21:00	14	25.6	22.4	4.2	0	0	1	3	8	2	0	0	0	0	0	0
22:00	8	-	21.6	4	0	0	0	4	3	1	0	0	0	0	0	0
23:00	8	-	24.8	3.8	0	0	0	1	4	3	0	0	0	0	0	0
12H,7-19	446	28.2	23.4	4.7	2	5	14	78	236	99	12	0	0	0	0	0
16H,6-22	510	28.1	23.4	4.6	2	5	16	92	271	112	12	0	0	0	0	0
18H,6-24	526	28.1	23.4	4.6	2	5	16	97	278	116	12	0	0	0	0	0
24H,0-24	530	28.1	23.4	4.6	2	5	16	99	279	116	13	0	0	0	0	0

22447 STEEPLE ASTON Site No: 22447002 Location Site 2, South Side, Steeple Aston (TG Pole)
 Fri 08-Dec-17 to Thu 14-Dec-17 Channel: Eastbound

Time Period	Total Vehicles	85%ile Speed	Mean Speed	Stand Dev.	<6Mph	6-<11	11-<16	16-<21	21-<26	26-<31	31-<36	36-<41	41-<46	46-<51	51-<56	=>56
Thu 14-Dec-17																
00:00	1	-	23.5	-	0	0	0	0	1	0	0	0	0	0	0	0
01:00	1	-	18.5	-	0	0	0	1	0	0	0	0	0	0	0	0
02:00	0	-	-	-	0	0	0	0	0	0	0	0	0	0	0	0
03:00	1	-	23.5	-	0	0	0	0	1	0	0	0	0	0	0	0
04:00	0	-	-	-	0	0	0	0	0	0	0	0	0	0	0	0
05:00	4	-	29.8	6.4	0	0	0	0	1	2	0	1	0	0	0	0
06:00	3	-	23.5	5	0	0	0	1	1	1	0	0	0	0	0	0
07:00	23	27.3	22.8	5	0	0	2	5	11	4	1	0	0	0	0	0
08:00	45	29.4	25.4	4.3	0	1	0	2	21	20	1	0	0	0	0	0
09:00	35	30.3	25.5	4.8	0	0	0	6	13	12	4	0	0	0	0	0
10:00	18	29.2	23.8	5.7	0	0	2	3	6	6	1	0	0	0	0	0
11:00	21	29.3	24.5	5.1	0	0	1	4	7	8	1	0	0	0	0	0
12:00	36	28.9	24.6	4.1	0	0	1	4	17	14	0	0	0	0	0	0
13:00	22	28.7	24.2	4.7	0	0	1	3	11	6	1	0	0	0	0	0
14:00	36	29.3	25	4.4	0	0	2	2	15	17	0	0	0	0	0	0
15:00	45	28.2	23.6	4.4	0	0	2	8	23	11	1	0	0	0	0	0
16:00	69	28.4	23.1	5.3	0	3	3	12	30	21	0	0	0	0	0	0
17:00	76	28.8	24.2	4.5	1	0	0	12	37	25	1	0	0	0	0	0
18:00	41	27.4	24	4.1	0	0	0	7	26	5	3	0	0	0	0	0
19:00	33	25.6	22.9	4.2	0	1	0	6	21	5	0	0	0	0	0	0
20:00	20	29.3	25.3	4	0	0	0	3	7	10	0	0	0	0	0	0
21:00	18	28.3	23.5	5.6	0	1	1	1	9	6	0	0	0	0	0	0
22:00	17	27.6	23.5	5.8	0	0	1	4	8	3	0	1	0	0	0	0
23:00	6	-	24.3	6.8	0	0	0	3	0	2	1	0	0	0	0	0
12H,7-19	467	29.1	24.2	4.7	1	4	14	68	217	149	14	0	0	0	0	0
16H,6-22	541	29	24.1	4.7	1	6	15	79	255	171	14	0	0	0	0	0
18H,6-24	564	29	24.1	4.7	1	6	16	86	263	176	15	1	0	0	0	0
24H,0-24	571	29.1	24.1	4.7	1	6	16	87	266	178	15	2	0	0	0	0

22447 STEEPLE ASTON Site No: 22447002 Location Site 2, South Side, Steeple Aston (TG Pole)
 Fri 08-Dec-17 to Thu 14-Dec-17 Channel: Eastbound

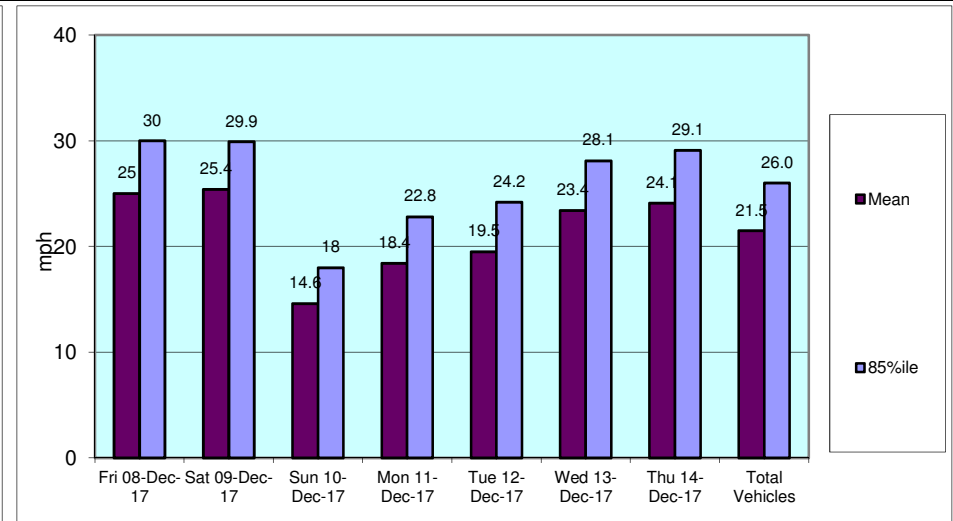
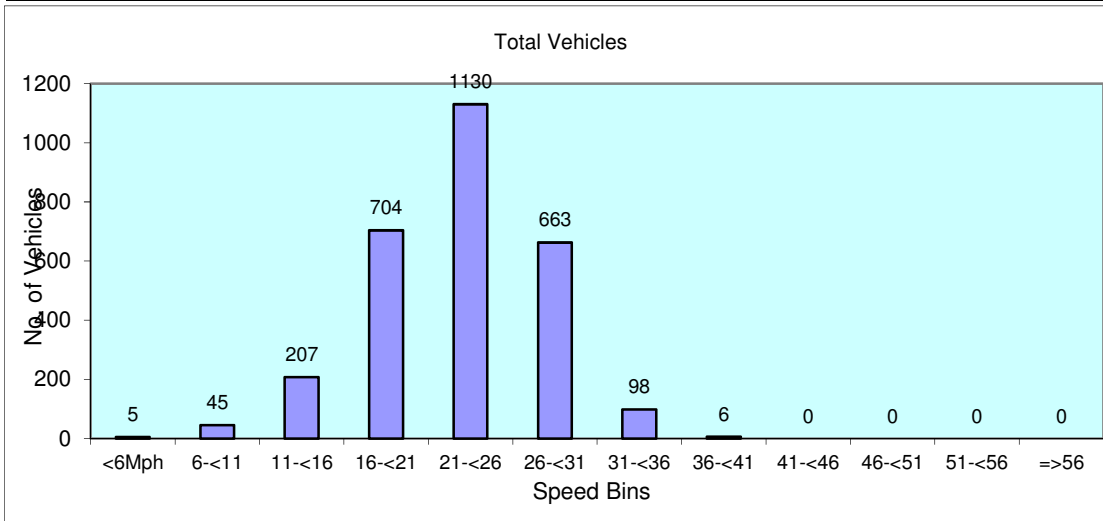
Time Period	Total Vehicles	85%ile Speed	Mean Speed	Stand Dev.	<6Mph	6-<11	11-<16	16-<21	21-<26	26-<31	31-<36	36-<41	41-<46	46-<51	51-<56	=>56
-------------	----------------	--------------	------------	------------	-------	-------	--------	--------	--------	--------	--------	--------	--------	--------	--------	------

Daily Totals

Fri 08-Dec-17	511	30	25	5	1	4	14	60	217	174	39	2	0	0	0	0
Sat 09-Dec-17	440	29.9	25.4	4.5	0	1	4	56	183	164	30	2	0	0	0	0
Sun 10-Dec-17	71	18	14.6	4.1	0	6	49	12	2	2	0	0	0	0	0	0
Mon 11-Dec-17	298	22.8	18.4	4.3	0	14	50	168	57	9	0	0	0	0	0	0
Tue 12-Dec-17	437	24.2	19.5	4.4	1	9	58	222	126	20	1	0	0	0	0	0
Wed 13-Dec-17	530	28.1	23.4	4.6	2	5	16	99	279	116	13	0	0	0	0	0
Thu 14-Dec-17	571	29.1	24.1	4.7	1	6	16	87	266	178	15	2	0	0	0	0

Total Vehicles

[--]	2858	26.0	21.5	4.5	5	45	207	704	1130	663	98	6	0	0	0	0
------	------	------	------	-----	---	----	-----	-----	------	-----	----	---	---	---	---	---



TIME PERIOD	Fri 08/12/17	Sat 09/12/17	Sun 10/12/17	Mon 11/12/17	Tue 12/12/17	Wed 13/12/17	Thu 14/12/17	5-Day Av	7-Day Av
Week Begin: 08-Dec-17									
00:00	1	3	2	0	0	0	1	0	1
01:00	4	0	2	0	1	0	1	1	1
02:00	1	1	2	0	0	0	0	0	1
03:00	0	0	0	0	0	1	1	0	0
04:00	0	0	0	0	0	0	0	0	0
05:00	2	1	1	2	2	3	4	3	2
06:00	4	3	1	1	4	4	3	3	3
07:00	16	8	1	5	15	19	23	16	12
08:00	37	14	1	12	23	38	45	31	24
09:00	17	24	3	15	29	30	35	25	22
10:00	41	26	0	18	9	12	18	20	18
11:00	25	30	5	22	23	33	21	25	23
12:00	39	34	2	25	43	33	36	35	30
13:00	24	45	2	24	31	27	22	26	25
14:00	55	31	5	31	35	50	36	41	35
15:00	42	44	8	32	39	55	45	43	38
16:00	42	43	13	45	45	48	69	50	44
17:00	40	41	7	20	53	49	76	48	41
18:00	41	25	3	14	34	52	41	36	30
19:00	22	25	2	15	19	22	33	22	20
20:00	17	10	0	5	9	24	20	15	12
21:00	12	14	6	4	12	14	18	12	11
22:00	24	12	2	4	9	8	17	12	11
23:00	5	6	3	4	2	8	6	5	5
12H,7-19	419	365	50	263	379	446	467	395	341
16H,6-22	474	417	59	288	423	510	541	447	387
18H,6-24	503	435	64	296	434	526	564	465	403
24H,0-24	511	440	71	298	437	530	571	469	408
Am	10:00	11:00	11:00	11:00	09:00	08:00	08:00	-	-
Peak	41	30	5	22	29	38	45	35	30
Pm	14:00	13:00	16:00	16:00	17:00	15:00	17:00	-	-
Peak	55	45	13	45	53	55	76	57	49

22447

STEEPLE ASTON

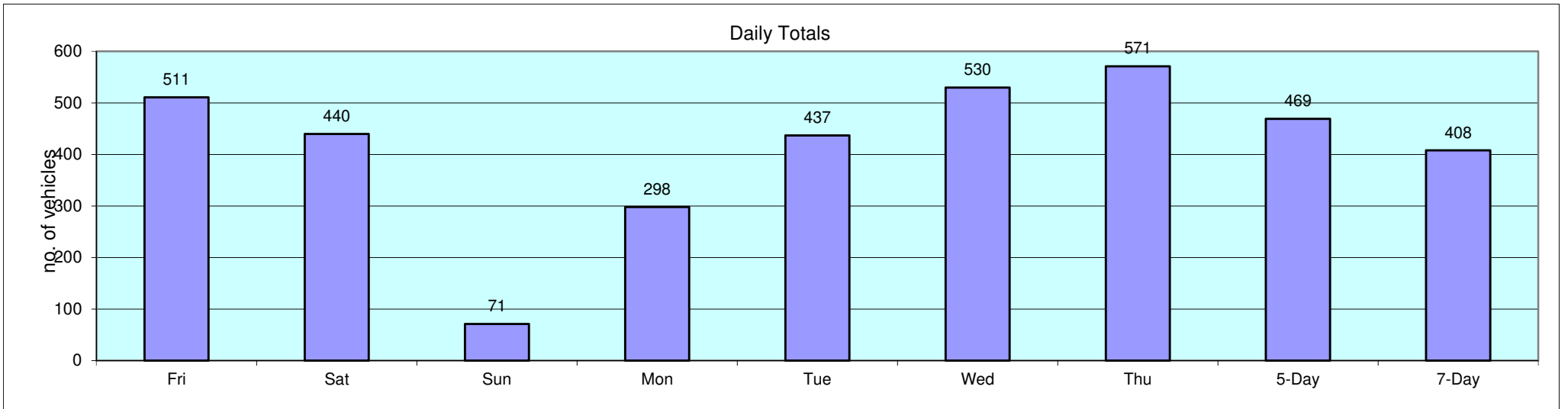
Site No: 22447002

Location

Site 2, South Side, Steeple Aston (TG Pole)

Channel: Eastbound

TIME PERIOD	Fri 08/12/17	Sat 09/12/17	Sun 10/12/17	Mon 11/12/17	Tue 12/12/17	Wed 13/12/17	Thu 14/12/17	5-Day Av	7-Day Av
-------------	-----------------	-----------------	-----------------	-----------------	-----------------	-----------------	-----------------	-------------	-------------



TIME PERIOD	TOTAL VEHICLES	MOTOR-CYCLES	MOTOR-CYCLES%	CARS	CARS %	LGV	LGV %	HGV	HGV %	BUS	BUS %
Fri 08-Dec-17											
00:00	1	0	0.0	1	100.0	0	0.0	0	0.0	0	0.0
01:00	1	0	0.0	0	0.0	1	100.0	0	0.0	0	0.0
02:00	0	0	-	0	-	0	-	0	-	0	-
03:00	1	0	0.0	1	100.0	0	0.0	0	0.0	0	0.0
04:00	0	0	-	0	-	0	-	0	-	0	-
05:00	3	0	0.0	2	66.7	1	33.3	0	0.0	0	0.0
06:00	11	0	0.0	11	100.0	0	0.0	0	0.0	0	0.0
07:00	39	0	0.0	33	84.6	4	10.3	1	2.6	1	2.6
08:00	58	1	1.7	55	94.8	2	3.5	0	0.0	0	0.0
09:00	40	0	0.0	35	87.5	3	7.5	2	5.0	0	0.0
10:00	29	0	0.0	25	86.2	2	6.9	2	6.9	0	0.0
11:00	30	1	3.3	24	80.0	3	10.0	2	6.7	0	0.0
12:00	37	0	0.0	34	91.9	2	5.4	1	2.7	0	0.0
13:00	19	0	0.0	15	79.0	2	10.5	2	10.5	0	0.0
14:00	46	0	0.0	44	95.7	1	2.2	1	2.2	0	0.0
15:00	42	0	0.0	38	90.5	2	4.8	2	4.8	0	0.0
16:00	22	0	0.0	19	86.4	2	9.1	1	4.6	0	0.0
17:00	20	1	5.0	17	85.0	1	5.0	1	5.0	0	0.0
18:00	36	1	2.8	33	91.7	1	2.8	1	2.8	0	0.0
19:00	8	0	0.0	7	87.5	0	0.0	0	0.0	1	12.5
20:00	12	0	0.0	8	66.7	3	25.0	1	8.3	0	0.0
21:00	8	0	0.0	8	100.0	0	0.0	0	0.0	0	0.0
22:00	5	0	0.0	4	80.0	0	0.0	1	20.0	0	0.0
23:00	3	0	0.0	3	100.0	0	0.0	0	0.0	0	0.0
12H,7-19	418	4	1.0	372	89.0	25	6.0	16	3.8	1	0.2
16H,6-22	457	4	0.9	406	88.8	28	6.1	17	3.7	2	0.4
18H,6-24	465	4	0.9	413	88.8	28	6.0	18	3.9	2	0.4
24H,0-24	471	4	0.9	417	88.5	30	6.4	18	3.8	2	0.4

22447 STEEPLE ASTON Site No: 22447002 Location Site 2, South Side, Steeple Aston (TG Pole)
 Fri 08-Dec-17 to Thu 14-Dec-17 Channel: Westbound

TIME PERIOD	TOTAL VEHICLES	MOTOR-CYCLES	MOTOR-CYCLES%	CARS	CARS %	LGV	LGV %	HGV	HGV %	BUS	BUS %
Sat 09-Dec-17											
00:00	1	0	0.0	1	100.0	0	0.0	0	0.0	0	0.0
01:00	0	0	-	0	-	0	-	0	-	0	-
02:00	0	0	-	0	-	0	-	0	-	0	-
03:00	0	0	-	0	-	0	-	0	-	0	-
04:00	0	0	-	0	-	0	-	0	-	0	-
05:00	3	0	0.0	1	33.3	2	66.7	0	0.0	0	0.0
06:00	2	0	0.0	1	50.0	0	0.0	1	50.0	0	0.0
07:00	12	0	0.0	11	91.7	1	8.3	0	0.0	0	0.0
08:00	31	0	0.0	27	87.1	2	6.5	2	6.5	0	0.0
09:00	33	0	0.0	30	90.9	2	6.1	1	3.0	0	0.0
10:00	43	0	0.0	39	90.7	3	7.0	1	2.3	0	0.0
11:00	33	0	0.0	32	97.0	0	0.0	1	3.0	0	0.0
12:00	40	0	0.0	39	97.5	0	0.0	1	2.5	0	0.0
13:00	37	0	0.0	35	94.6	1	2.7	1	2.7	0	0.0
14:00	26	0	0.0	23	88.5	1	3.9	1	3.9	1	3.9
15:00	19	0	0.0	17	89.5	2	10.5	0	0.0	0	0.0
16:00	29	0	0.0	28	96.6	0	0.0	1	3.5	0	0.0
17:00	24	0	0.0	21	87.5	1	4.2	2	8.3	0	0.0
18:00	22	1	4.6	21	95.5	0	0.0	0	0.0	0	0.0
19:00	20	1	5.0	17	85.0	0	0.0	1	5.0	1	5.0
20:00	12	0	0.0	10	83.3	1	8.3	1	8.3	0	0.0
21:00	5	0	0.0	5	100.0	0	0.0	0	0.0	0	0.0
22:00	3	0	0.0	2	66.7	1	33.3	0	0.0	0	0.0
23:00	3	0	0.0	3	100.0	0	0.0	0	0.0	0	0.0
12H,7-19	349	1	0.3	323	92.6	13	3.7	11	3.2	1	0.3
16H,6-22	388	2	0.5	356	91.8	14	3.6	14	3.6	2	0.5
18H,6-24	394	2	0.5	361	91.6	15	3.8	14	3.6	2	0.5
24H,0-24	398	2	0.5	363	91.2	17	4.3	14	3.5	2	0.5

TIME PERIOD	TOTAL VEHICLES	MOTOR-CYCLES	MOTOR-CYCLES%	CARS	CARS %	LGV	LGV %	HGV	HGV %	BUS	BUS %
Sun 10-Dec-17											
00:00	3	0	0.0	3	100.0	0	0.0	0	0.0	0	0.0
01:00	4	0	0.0	4	100.0	0	0.0	0	0.0	0	0.0
02:00	1	0	0.0	1	100.0	0	0.0	0	0.0	0	0.0
03:00	0	0	-	0	-	0	-	0	-	0	-
04:00	0	0	-	0	-	0	-	0	-	0	-
05:00	2	0	0.0	1	50.0	1	50.0	0	0.0	0	0.0
06:00	3	0	0.0	2	66.7	1	33.3	0	0.0	0	0.0
07:00	0	0	-	0	-	0	-	0	-	0	-
08:00	3	0	0.0	3	100.0	0	0.0	0	0.0	0	0.0
09:00	4	0	0.0	4	100.0	0	0.0	0	0.0	0	0.0
10:00	4	0	0.0	4	100.0	0	0.0	0	0.0	0	0.0
11:00	3	0	0.0	3	100.0	0	0.0	0	0.0	0	0.0
12:00	2	0	0.0	2	100.0	0	0.0	0	0.0	0	0.0
13:00	3	0	0.0	3	100.0	0	0.0	0	0.0	0	0.0
14:00	4	0	0.0	3	75.0	1	25.0	0	0.0	0	0.0
15:00	5	0	0.0	4	80.0	1	20.0	0	0.0	0	0.0
16:00	10	0	0.0	9	90.0	1	10.0	0	0.0	0	0.0
17:00	5	0	0.0	5	100.0	0	0.0	0	0.0	0	0.0
18:00	1	0	0.0	1	100.0	0	0.0	0	0.0	0	0.0
19:00	2	0	0.0	2	100.0	0	0.0	0	0.0	0	0.0
20:00	1	0	0.0	1	100.0	0	0.0	0	0.0	0	0.0
21:00	4	0	0.0	3	75.0	1	25.0	0	0.0	0	0.0
22:00	3	0	0.0	3	100.0	0	0.0	0	0.0	0	0.0
23:00	1	0	0.0	0	0.0	1	100.0	0	0.0	0	0.0
12H,7-19	44	0	0.0	41	93.2	3	6.8	0	0.0	0	0.0
16H,6-22	54	0	0.0	49	90.7	5	9.3	0	0.0	0	0.0
18H,6-24	58	0	0.0	52	89.7	6	10.3	0	0.0	0	0.0
24H,0-24	68	0	0.0	61	89.7	7	10.3	0	0.0	0	0.0

22447 STEEPLE ASTON Site No: 22447002 Location Site 2, South Side, Steeple Aston (TG Pole)
 Fri 08-Dec-17 to Thu 14-Dec-17 Channel: Westbound

TIME PERIOD	TOTAL VEHICLES	MOTOR-CYCLES	MOTOR-CYCLES%	CARS	CARS %	LGV	LGV %	HGV	HGV %	BUS	BUS %
Mon 11-Dec-17											
00:00	1	0	0.0	1	100.0	0	0.0	0	0.0	0	0.0
01:00	0	0	-	0	-	0	-	0	-	0	-
02:00	0	0	-	0	-	0	-	0	-	0	-
03:00	0	0	-	0	-	0	-	0	-	0	-
04:00	1	0	0.0	1	100.0	0	0.0	0	0.0	0	0.0
05:00	4	0	0.0	2	50.0	1	25.0	1	25.0	0	0.0
06:00	15	0	0.0	13	86.7	2	13.3	0	0.0	0	0.0
07:00	22	0	0.0	21	95.5	1	4.6	0	0.0	0	0.0
08:00	23	0	0.0	22	95.7	1	4.4	0	0.0	0	0.0
09:00	29	0	0.0	25	86.2	3	10.3	1	3.5	0	0.0
10:00	27	0	0.0	23	85.2	4	14.8	0	0.0	0	0.0
11:00	16	0	0.0	14	87.5	1	6.3	1	6.3	0	0.0
12:00	19	0	0.0	17	89.5	1	5.3	1	5.3	0	0.0
13:00	25	0	0.0	23	92.0	1	4.0	1	4.0	0	0.0
14:00	30	0	0.0	29	96.7	1	3.3	0	0.0	0	0.0
15:00	30	0	0.0	26	86.7	3	10.0	1	3.3	0	0.0
16:00	21	0	0.0	19	90.5	2	9.5	0	0.0	0	0.0
17:00	12	0	0.0	9	75.0	2	16.7	1	8.3	0	0.0
18:00	13	0	0.0	12	92.3	0	0.0	0	0.0	1	7.7
19:00	6	0	0.0	4	66.7	1	16.7	1	16.7	0	0.0
20:00	6	0	0.0	5	83.3	0	0.0	1	16.7	0	0.0
21:00	3	0	0.0	3	100.0	0	0.0	0	0.0	0	0.0
22:00	2	0	0.0	2	100.0	0	0.0	0	0.0	0	0.0
23:00	1	0	0.0	0	0.0	1	100.0	0	0.0	0	0.0
12H,7-19	267	0	0.0	240	89.9	20	7.5	6	2.3	1	0.4
16H,6-22	297	0	0.0	265	89.2	23	7.7	8	2.7	1	0.3
18H,6-24	300	0	0.0	267	89.0	24	8.0	8	2.7	1	0.3
24H,0-24	306	0	0.0	271	88.6	25	8.2	9	2.9	1	0.3

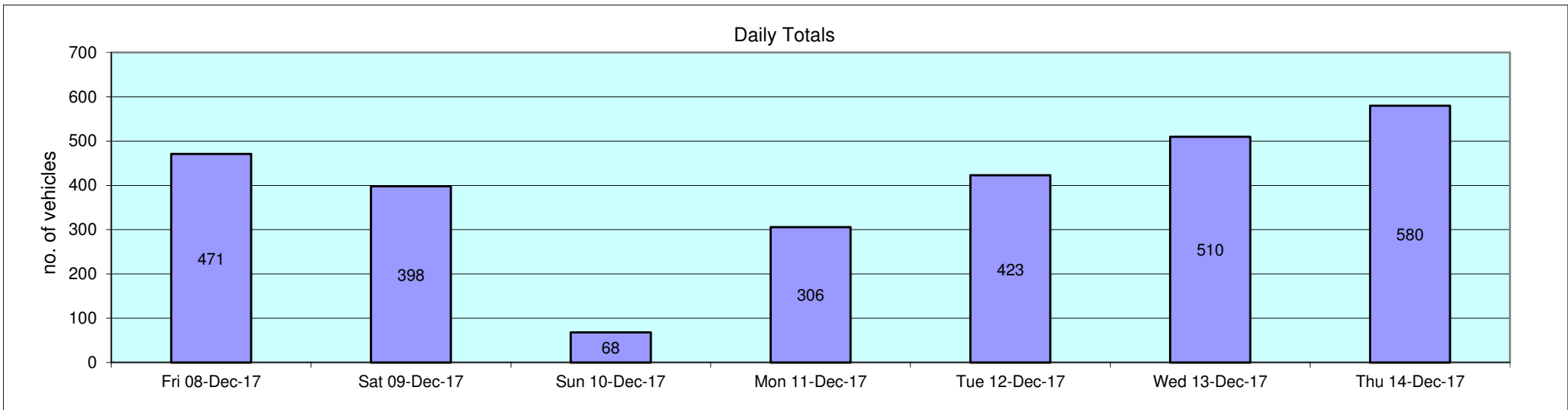
TIME PERIOD	TOTAL VEHICLES	MOTOR-CYCLES	MOTOR-CYCLES%	CARS	CARS %	LGV	LGV %	HGV	HGV %	BUS	BUS %
Tue 12-Dec-17											
00:00	1	0	0.0	1	100.0	0	0.0	0	0.0	0	0.0
01:00	0	0	-	0	-	0	-	0	-	0	-
02:00	0	0	-	0	-	0	-	0	-	0	-
03:00	0	0	-	0	-	0	-	0	-	0	-
04:00	0	0	-	0	-	0	-	0	-	0	-
05:00	7	0	0.0	6	85.7	1	14.3	0	0.0	0	0.0
06:00	9	0	0.0	8	88.9	1	11.1	0	0.0	0	0.0
07:00	38	0	0.0	33	86.8	4	10.5	1	2.6	0	0.0
08:00	48	0	0.0	42	87.5	4	8.3	2	4.2	0	0.0
09:00	46	0	0.0	42	91.3	3	6.5	1	2.2	0	0.0
10:00	28	0	0.0	24	85.7	3	10.7	1	3.6	0	0.0
11:00	33	0	0.0	26	78.8	5	15.2	2	6.1	0	0.0
12:00	23	0	0.0	20	87.0	2	8.7	1	4.4	0	0.0
13:00	21	0	0.0	17	81.0	3	14.3	1	4.8	0	0.0
14:00	24	0	0.0	20	83.3	3	12.5	1	4.2	0	0.0
15:00	47	0	0.0	43	91.5	4	8.5	0	0.0	0	0.0
16:00	25	0	0.0	21	84.0	3	12.0	1	4.0	0	0.0
17:00	21	0	0.0	19	90.5	1	4.8	1	4.8	0	0.0
18:00	17	0	0.0	14	82.4	2	11.8	1	5.9	0	0.0
19:00	18	0	0.0	16	88.9	1	5.6	0	0.0	1	5.6
20:00	6	0	0.0	6	100.0	0	0.0	0	0.0	0	0.0
21:00	7	0	0.0	7	100.0	0	0.0	0	0.0	0	0.0
22:00	4	0	0.0	4	100.0	0	0.0	0	0.0	0	0.0
23:00	0	0	-	0	-	0	-	0	-	0	-
12H,7-19	371	0	0.0	321	86.5	37	10.0	13	3.5	0	0.0
16H,6-22	411	0	0.0	358	87.1	39	9.5	13	3.2	1	0.2
18H,6-24	415	0	0.0	362	87.2	39	9.4	13	3.1	1	0.2
24H,0-24	423	0	0.0	369	87.2	40	9.5	13	3.1	1	0.2

TIME PERIOD	TOTAL VEHICLES	MOTOR-CYCLES	MOTOR-CYCLES%	CARS	CARS %	LGV	LGV %	HGV	HGV %	BUS	BUS %
Wed 13-Dec-17											
00:00	2	0	0.0	2	100.0	0	0.0	0	0.0	0	0.0
01:00	0	0	-	0	-	0	-	0	-	0	-
02:00	0	0	-	0	-	0	-	0	-	0	-
03:00	0	0	-	0	-	0	-	0	-	0	-
04:00	2	0	0.0	2	100.0	0	0.0	0	0.0	0	0.0
05:00	7	0	0.0	6	85.7	1	14.3	0	0.0	0	0.0
06:00	18	0	0.0	16	88.9	1	5.6	1	5.6	0	0.0
07:00	58	1	1.7	50	86.2	5	8.6	2	3.5	0	0.0
08:00	52	0	0.0	45	86.5	3	5.8	4	7.7	0	0.0
09:00	48	0	0.0	45	93.8	2	4.2	1	2.1	0	0.0
10:00	43	0	0.0	39	90.7	3	7.0	1	2.3	0	0.0
11:00	33	0	0.0	27	81.8	5	15.2	1	3.0	0	0.0
12:00	30	0	0.0	22	73.3	7	23.3	1	3.3	0	0.0
13:00	24	0	0.0	23	95.8	0	0.0	1	4.2	0	0.0
14:00	38	0	0.0	35	92.1	2	5.3	1	2.6	0	0.0
15:00	34	0	0.0	30	88.2	4	11.8	0	0.0	0	0.0
16:00	29	0	0.0	26	89.7	2	6.9	1	3.5	0	0.0
17:00	32	1	3.1	28	87.5	1	3.1	2	6.3	0	0.0
18:00	27	0	0.0	23	85.2	4	14.8	0	0.0	0	0.0
19:00	10	0	0.0	10	100.0	0	0.0	0	0.0	0	0.0
20:00	9	0	0.0	9	100.0	0	0.0	0	0.0	0	0.0
21:00	7	0	0.0	6	85.7	1	14.3	0	0.0	0	0.0
22:00	5	0	0.0	4	80.0	0	0.0	1	20.0	0	0.0
23:00	2	0	0.0	2	100.0	0	0.0	0	0.0	0	0.0
12H,7-19	448	2	0.5	393	87.7	38	8.5	15	3.4	0	0.0
16H,6-22	492	2	0.4	434	88.2	40	8.1	16	3.3	0	0.0
18H,6-24	499	2	0.4	440	88.2	40	8.0	17	3.4	0	0.0
24H,0-24	510	2	0.4	450	88.2	41	8.0	17	3.3	0	0.0

22447 STEEPLE ASTON Site No: 22447002 Location Site 2, South Side, Steeple Aston (TG Pole)
 Fri 08-Dec-17 to Thu 14-Dec-17 Channel: Westbound

TIME PERIOD	TOTAL VEHICLES	MOTOR-CYCLES	MOTOR-CYCLES%	CARS	CARS %	LGV	LGV %	HGV	HGV %	BUS	BUS %
Thu 14-Dec-17											
00:00	2	0	0.0	2	100.0	0	0.0	0	0.0	0	0.0
01:00	2	0	0.0	2	100.0	0	0.0	0	0.0	0	0.0
02:00	0	0	-	0	-	0	-	0	-	0	-
03:00	0	0	-	0	-	0	-	0	-	0	-
04:00	2	0	0.0	2	100.0	0	0.0	0	0.0	0	0.0
05:00	9	0	0.0	8	88.9	1	11.1	0	0.0	0	0.0
06:00	14	0	0.0	14	100.0	0	0.0	0	0.0	0	0.0
07:00	44	0	0.0	36	81.8	5	11.4	2	4.6	1	2.3
08:00	50	1	2.0	46	92.0	2	4.0	1	2.0	0	0.0
09:00	48	0	0.0	46	95.8	1	2.1	1	2.1	0	0.0
10:00	39	0	0.0	33	84.6	3	7.7	3	7.7	0	0.0
11:00	39	0	0.0	37	94.9	2	5.1	0	0.0	0	0.0
12:00	34	0	0.0	32	94.1	0	0.0	2	5.9	0	0.0
13:00	23	0	0.0	22	95.7	1	4.4	0	0.0	0	0.0
14:00	43	0	0.0	37	86.1	4	9.3	2	4.7	0	0.0
15:00	43	0	0.0	38	88.4	3	7.0	2	4.7	0	0.0
16:00	38	0	0.0	36	94.7	1	2.6	0	0.0	1	2.6
17:00	36	0	0.0	33	91.7	2	5.6	1	2.8	0	0.0
18:00	28	0	0.0	26	92.9	2	7.1	0	0.0	0	0.0
19:00	46	1	2.2	43	93.5	1	2.2	1	2.2	0	0.0
20:00	11	1	9.1	8	72.7	1	9.1	1	9.1	0	0.0
21:00	16	0	0.0	13	81.3	3	18.8	0	0.0	0	0.0
22:00	9	0	0.0	9	100.0	0	0.0	0	0.0	0	0.0
23:00	4	0	0.0	3	75.0	0	0.0	1	25.0	0	0.0
12H,7-19	465	1	0.2	422	90.8	26	5.6	14	3.0	2	0.4
16H,6-22	552	3	0.5	500	90.6	31	5.6	16	2.9	2	0.4
18H,6-24	565	3	0.5	512	90.6	31	5.5	17	3.0	2	0.4
24H,0-24	580	3	0.5	526	90.7	32	5.5	17	2.9	2	0.3

TIME PERIOD	TOTAL VEHICLES	MOTOR-CYCLES	MOTOR-CYCLES%	CARS	CARS %	LGV	LGV %	HGV	HGV %	BUS	BUS %
Daily Totals											
Fri 08-Dec-17	471	4	0.9	417	88.5	30	6.4	18	3.8	2	0.4
Sat 09-Dec-17	398	2	0.5	363	91.2	17	4.3	14	3.5	2	0.5
Sun 10-Dec-17	68	0	0.0	61	89.7	7	10.3	0	0.0	0	0.0
Mon 11-Dec-17	306	0	0.0	271	88.6	25	8.2	9	2.9	1	0.3
Tue 12-Dec-17	423	0	0.0	369	87.2	40	9.5	13	3.1	1	0.2
Wed 13-Dec-17	510	2	0.4	450	88.2	41	8.0	17	3.3	0	0.0
Thu 14-Dec-17	580	3	0.5	526	90.7	32	5.5	17	2.9	2	0.3
Total Vehicles											
[--]	2756	11	0.3	2457	89.2	192	7.4	88	2.8	8	0.3



22447 STEEPLE ASTON Site No: 22447002 Location Site 2, South Side, Steeple Aston (TG Pole)
 Fri 08-Dec-17 to Thu 14-Dec-17 Channel: Westbound

Time Period	Total Vehicles	85%ile Speed	Mean Speed	Stand Dev.	<6Mph	6-<11	11-<16	16-<21	21-<26	26-<31	31-<36	36-<41	41-<46	46-<51	51-<56	=>56
Fri 08-Dec-17																
00:00	1	-	33.5	-	0	0	0	0	0	0	1	0	0	0	0	0
01:00	1	-	33.5	-	0	0	0	0	0	0	1	0	0	0	0	0
02:00	0	-	-	-	0	0	0	0	0	0	0	0	0	0	0	0
03:00	1	-	28.5	-	0	0	0	0	0	1	0	0	0	0	0	0
04:00	0	-	-	-	0	0	0	0	0	0	0	0	0	0	0	0
05:00	3	-	30.2	7.6	0	0	0	0	1	1	0	1	0	0	0	0
06:00	11	35.3	31.7	6.2	0	0	0	0	2	3	4	1	1	0	0	0
07:00	39	30.7	27.3	4	0	0	0	1	13	19	6	0	0	0	0	0
08:00	58	30.8	26.9	5.3	0	2	0	3	13	32	8	0	0	0	0	0
09:00	40	32.1	26.6	5.5	0	1	0	1	18	12	7	1	0	0	0	0
10:00	29	33.3	27.1	6.9	0	2	0	2	5	11	9	0	0	0	0	0
11:00	30	32	28.5	4	0	0	0	0	7	17	5	1	0	0	0	0
12:00	37	30.7	26.2	5.1	0	1	0	2	14	15	5	0	0	0	0	0
13:00	19	30.2	27.2	5.1	0	1	0	0	2	15	1	0	0	0	0	0
14:00	46	29.9	26.5	3.4	0	0	0	1	18	25	2	0	0	0	0	0
15:00	42	30.8	26.6	5.2	0	1	1	1	13	20	6	0	0	0	0	0
16:00	22	30.6	26.2	5.5	0	0	2	0	7	10	3	0	0	0	0	0
17:00	20	32.3	27.3	5.8	0	0	0	2	7	7	2	2	0	0	0	0
18:00	36	30.3	25.3	5.4	0	1	0	5	13	13	4	0	0	0	0	0
19:00	8	-	22.3	7.5	0	1	0	2	3	1	1	0	0	0	0	0
20:00	12	33.1	28.9	4.2	0	0	0	0	3	5	4	0	0	0	0	0
21:00	8	-	29.1	6.3	0	0	0	1	1	3	2	1	0	0	0	0
22:00	5	-	22.8	12	1	0	0	0	3	0	0	1	0	0	0	0
23:00	3	-	31.8	3.1	0	0	0	0	0	1	2	0	0	0	0	0
12H,7-19	418	31	26.8	5.1	0	9	3	18	130	196	58	4	0	0	0	0
16H,6-22	457	31.5	26.9	5.3	0	10	3	21	139	208	69	6	1	0	0	0
18H,6-24	465	31.6	26.9	5.4	1	10	3	21	142	209	71	7	1	0	0	0
24H,0-24	471	31.7	26.9	5.4	1	10	3	21	143	211	73	8	1	0	0	0

Time Period	Total Vehicles	85%ile Speed	Mean Speed	Stand Dev.	<6Mph	6-<11	11-<16	16-<21	21-<26	26-<31	31-<36	36-<41	41-<46	46-<51	51-<56	=>56
Sat 09-Dec-17																
00:00	1	-	18.5	-	0	0	0	1	0	0	0	0	0	0	0	0
01:00	0	-	-	-	0	0	0	0	0	0	0	0	0	0	0	0
02:00	0	-	-	-	0	0	0	0	0	0	0	0	0	0	0	0
03:00	0	-	-	-	0	0	0	0	0	0	0	0	0	0	0	0
04:00	0	-	-	-	0	0	0	0	0	0	0	0	0	0	0	0
05:00	3	-	28.5	5	0	0	0	0	1	1	1	0	0	0	0	0
06:00	2	-	26	3.5	0	0	0	0	1	1	0	0	0	0	0	0
07:00	12	30.3	27.3	4.5	0	0	0	1	3	6	2	0	0	0	0	0
08:00	31	29.8	24.5	6.7	0	3	1	0	12	13	2	0	0	0	0	0
09:00	33	31.6	26.7	7	0	2	1	0	9	15	5	0	1	0	0	0
10:00	43	31	26.4	5.4	0	1	1	2	14	18	7	0	0	0	0	0
11:00	33	32.1	27.7	4.6	0	0	1	0	9	16	7	0	0	0	0	0
12:00	40	31.4	25.5	6.8	0	3	0	5	9	16	7	0	0	0	0	0
13:00	37	31	27.7	4.4	0	0	0	2	9	20	5	1	0	0	0	0
14:00	26	31.6	27	5.6	0	0	1	4	2	14	5	0	0	0	0	0
15:00	19	33.6	28	5.4	0	0	0	2	5	5	7	0	0	0	0	0
16:00	29	33.6	28.7	4.6	0	0	0	1	7	11	10	0	0	0	0	0
17:00	24	32.1	26	6.6	0	1	0	3	8	7	4	1	0	0	0	0
18:00	22	33.8	26.5	8.7	0	3	0	0	5	8	4	2	0	0	0	0
19:00	20	29.9	23.8	7.3	0	2	1	2	6	7	2	0	0	0	0	0
20:00	12	29.9	26	4.7	0	0	0	2	3	6	1	0	0	0	0	0
21:00	5	-	27.5	6.6	0	0	0	1	1	1	2	0	0	0	0	0
22:00	3	-	28.5	5	0	0	0	0	1	1	1	0	0	0	0	0
23:00	3	-	26.8	3.1	0	0	0	0	1	2	0	0	0	0	0	0
12H,7-19	349	32.3	26.7	6	0	13	5	20	92	149	65	4	1	0	0	0
16H,6-22	388	32.2	26.6	6	0	15	6	25	103	164	70	4	1	0	0	0
18H,6-24	394	32.2	26.6	6	0	15	6	25	105	167	71	4	1	0	0	0
24H,0-24	398	32.2	26.6	6	0	15	6	26	106	168	72	4	1	0	0	0

Time Period	Total Vehicles	85%ile Speed	Mean Speed	Stand Dev.	<6Mph	6-<11	11-<16	16-<21	21-<26	26-<31	31-<36	36-<41	41-<46	46-<51	51-<56	=>56
Sun 10-Dec-17																
00:00	3	-	23.5	1.7	0	0	0	0	3	0	0	0	0	0	0	0
01:00	4	-	31	3.2	0	0	0	0	0	2	2	0	0	0	0	0
02:00	1	-	28.5	-	0	0	0	0	0	1	0	0	0	0	0	0
03:00	0	-	-	-	0	0	0	0	0	0	0	0	0	0	0	0
04:00	0	-	-	-	0	0	0	0	0	0	0	0	0	0	0	0
05:00	2	-	13.5	7.1	0	1	0	1	0	0	0	0	0	0	0	0
06:00	3	-	21.8	3.1	0	0	0	1	2	0	0	0	0	0	0	0
07:00	0	-	-	-	0	0	0	0	0	0	0	0	0	0	0	0
08:00	3	-	15.2	3.1	0	0	2	1	0	0	0	0	0	0	0	0
09:00	4	-	14.8	2.8	0	0	3	1	0	0	0	0	0	0	0	0
10:00	4	-	13.5	4.2	0	1	2	1	0	0	0	0	0	0	0	0
11:00	3	-	18.5	1.7	0	0	0	3	0	0	0	0	0	0	0	0
12:00	2	-	16	3.5	0	0	1	1	0	0	0	0	0	0	0	0
13:00	3	-	13.5	5	0	1	1	1	0	0	0	0	0	0	0	0
14:00	4	-	14.8	2.8	0	0	3	1	0	0	0	0	0	0	0	0
15:00	5	-	15.5	3.1	0	0	3	2	0	0	0	0	0	0	0	0
16:00	10	19.6	15.5	5.1	0	3	0	7	0	0	0	0	0	0	0	0
17:00	5	-	15.5	4.6	0	1	1	3	0	0	0	0	0	0	0	0
18:00	1	-	13.5	-	0	0	1	0	0	0	0	0	0	0	0	0
19:00	2	-	13.5	1.8	0	0	2	0	0	0	0	0	0	0	0	0
20:00	1	-	23.5	-	0	0	0	0	1	0	0	0	0	0	0	0
21:00	4	-	16	3.2	0	0	2	2	0	0	0	0	0	0	0	0
22:00	3	-	16.8	3.1	0	0	1	2	0	0	0	0	0	0	0	0
23:00	1	-	23.5	-	0	0	0	0	1	0	0	0	0	0	0	0
12H,7-19	44	19.3	15.2	3.9	0	6	17	21	0	0	0	0	0	0	0	0
16H,6-22	54	19.8	15.7	4.1	0	6	21	24	3	0	0	0	0	0	0	0
18H,6-24	58	20	15.9	4.2	0	6	22	26	4	0	0	0	0	0	0	0
24H,0-24	68	21.9	17.3	5.7	0	7	22	27	7	3	2	0	0	0	0	0

22447 STEEPLE ASTON Site No: 22447002 Location Site 2, South Side, Steeple Aston (TG Pole)
 Fri 08-Dec-17 to Thu 14-Dec-17 Channel: Westbound

Time Period	Total Vehicles	85%ile Speed	Mean Speed	Stand Dev.	<6Mph	6-<11	11-<16	16-<21	21-<26	26-<31	31-<36	36-<41	41-<46	46-<51	51-<56	=>56
Mon 11-Dec-17																
00:00	1	-	13.5	-	0	0	1	0	0	0	0	0	0	0	0	0
01:00	0	-	-	-	0	0	0	0	0	0	0	0	0	0	0	0
02:00	0	-	-	-	0	0	0	0	0	0	0	0	0	0	0	0
03:00	0	-	-	-	0	0	0	0	0	0	0	0	0	0	0	0
04:00	1	-	18.5	-	0	0	0	1	0	0	0	0	0	0	0	0
05:00	4	-	18.5	1.6	0	0	0	4	0	0	0	0	0	0	0	0
06:00	15	25.5	22.8	5.8	0	0	1	4	8	1	0	1	0	0	0	0
07:00	22	23.9	20.5	2.9	0	0	0	13	9	0	0	0	0	0	0	0
08:00	23	24.4	20.5	3.9	0	0	2	11	9	1	0	0	0	0	0	0
09:00	29	23.6	19.9	3.5	0	0	2	18	8	1	0	0	0	0	0	0
10:00	27	24.9	20.5	4.9	0	1	3	9	12	2	0	0	0	0	0	0
11:00	16	23.6	18.5	5	0	1	4	5	6	0	0	0	0	0	0	0
12:00	19	25.4	22.4	3.5	0	0	0	6	11	2	0	0	0	0	0	0
13:00	25	26.8	22.3	4.2	0	0	0	11	9	5	0	0	0	0	0	0
14:00	30	23.9	19.2	4.7	0	1	5	15	7	2	0	0	0	0	0	0
15:00	30	23.5	19.3	4	0	1	3	16	10	0	0	0	0	0	0	0
16:00	21	20.7	17.5	3.7	0	0	7	11	3	0	0	0	0	0	0	0
17:00	12	25.3	21.4	4.2	0	0	0	7	3	2	0	0	0	0	0	0
18:00	13	22.9	18.9	4.1	0	0	3	6	4	0	0	0	0	0	0	0
19:00	6	-	19.3	7.4	0	1	1	1	2	1	0	0	0	0	0	0
20:00	6	-	21	3.1	0	0	0	3	3	0	0	0	0	0	0	0
21:00	3	-	20.2	3.1	0	0	0	2	1	0	0	0	0	0	0	0
22:00	2	-	21	3.5	0	0	0	1	1	0	0	0	0	0	0	0
23:00	1	-	23.5	-	0	0	0	0	1	0	0	0	0	0	0	0
12H,7-19	267	24.6	20.1	4.2	0	4	29	128	91	15	0	0	0	0	0	0
16H,6-22	297	24.7	20.2	4.4	0	5	31	138	105	17	0	1	0	0	0	0
18H,6-24	300	24.7	20.2	4.4	0	5	31	139	107	17	0	1	0	0	0	0
24H,0-24	306	24.7	20.2	4.4	0	5	32	144	107	17	0	1	0	0	0	0

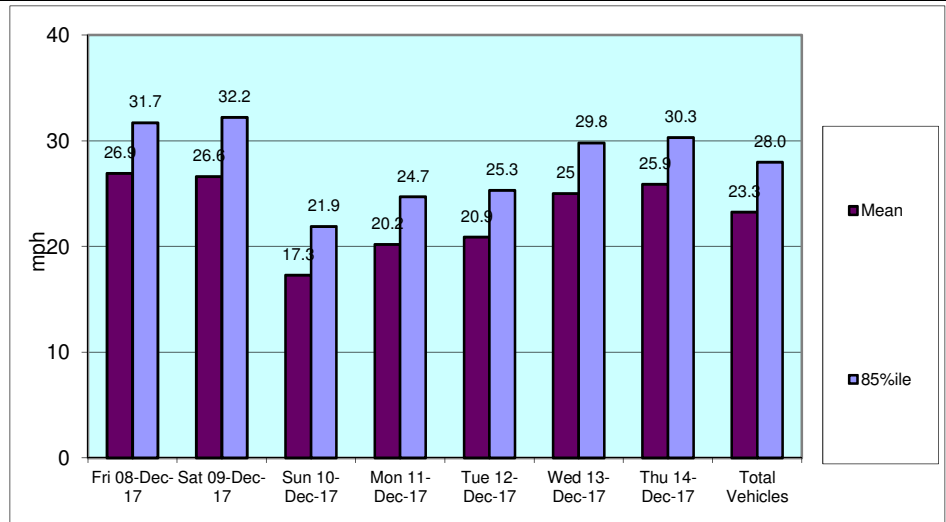
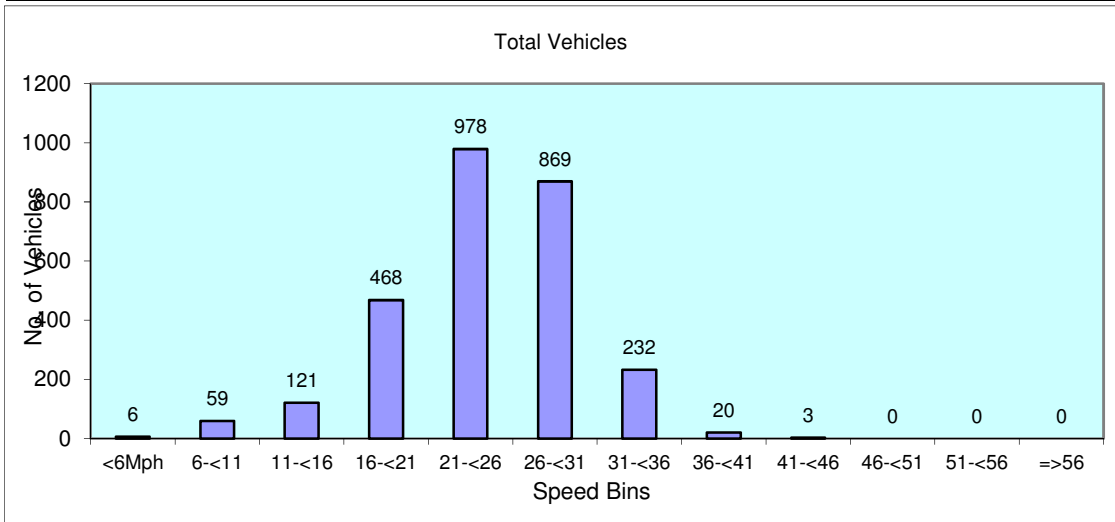
Time Period	Total Vehicles	85%ile Speed	Mean Speed	Stand Dev.	<6Mph	6-<11	11-<16	16-<21	21-<26	26-<31	31-<36	36-<41	41-<46	46-<51	51-<56	=>56
Tue 12-Dec-17																
00:00	1	-	23.5	-	0	0	0	0	1	0	0	0	0	0	0	0
01:00	0	-	-	-	0	0	0	0	0	0	0	0	0	0	0	0
02:00	0	-	-	-	0	0	0	0	0	0	0	0	0	0	0	0
03:00	0	-	-	-	0	0	0	0	0	0	0	0	0	0	0	0
04:00	0	-	-	-	0	0	0	0	0	0	0	0	0	0	0	0
05:00	7	-	20.6	5	0	0	1	3	2	1	0	0	0	0	0	0
06:00	9	-	22.4	3.6	0	0	0	3	5	1	0	0	0	0	0	0
07:00	38	25.3	20.1	5	0	2	2	21	8	5	0	0	0	0	0	0
08:00	48	23.4	19.1	3.9	0	1	7	25	15	0	0	0	0	0	0	0
09:00	46	25.7	21.8	4.2	0	0	3	16	21	6	0	0	0	0	0	0
10:00	28	25.4	21.8	5.2	1	0	0	10	14	2	1	0	0	0	0	0
11:00	33	27.3	20.4	7	2	1	4	10	9	6	1	0	0	0	0	0
12:00	23	25.3	21.8	4.6	0	1	1	5	14	2	0	0	0	0	0	0
13:00	21	25.1	22.3	3.4	0	0	1	4	15	1	0	0	0	0	0	0
14:00	24	24.7	21	3.9	0	0	2	9	12	1	0	0	0	0	0	0
15:00	47	24.7	20.9	3.7	0	0	4	17	25	1	0	0	0	0	0	0
16:00	25	23.7	19.5	4.1	0	0	4	13	7	1	0	0	0	0	0	0
17:00	21	23.9	18.5	5.7	0	2	4	9	4	2	0	0	0	0	0	0
18:00	17	24.6	21.1	3.9	0	0	2	4	11	0	0	0	0	0	0	0
19:00	18	25.3	21.3	4.5	0	0	2	6	8	2	0	0	0	0	0	0
20:00	6	-	25.2	5.3	0	0	0	1	3	1	1	0	0	0	0	0
21:00	7	-	26.4	4.2	0	0	0	0	4	2	1	0	0	0	0	0
22:00	4	-	22.3	2.8	0	0	0	1	3	0	0	0	0	0	0	0
23:00	0	-	-	-	0	0	0	0	0	0	0	0	0	0	0	0
12H,7-19	371	25.1	20.6	4.7	3	7	34	143	155	27	2	0	0	0	0	0
16H,6-22	411	25.3	20.9	4.8	3	7	36	153	175	33	4	0	0	0	0	0
18H,6-24	415	25.3	20.9	4.7	3	7	36	154	178	33	4	0	0	0	0	0
24H,0-24	423	25.3	20.9	4.7	3	7	37	157	181	34	4	0	0	0	0	0

22447 STEEPLE ASTON Site No: 22447002 Location Site 2, South Side, Steeple Aston (TG Pole)
 Fri 08-Dec-17 to Thu 14-Dec-17 Channel: Westbound

Time Period	Total Vehicles	85%ile Speed	Mean Speed	Stand Dev.	<6Mph	6-<11	11-<16	16-<21	21-<26	26-<31	31-<36	36-<41	41-<46	46-<51	51-<56	=>56
Wed 13-Dec-17																
00:00	2	-	23.5	1.8	0	0	0	0	2	0	0	0	0	0	0	0
01:00	0	-	-	-	0	0	0	0	0	0	0	0	0	0	0	0
02:00	0	-	-	-	0	0	0	0	0	0	0	0	0	0	0	0
03:00	0	-	-	-	0	0	0	0	0	0	0	0	0	0	0	0
04:00	2	-	28.5	7.1	0	0	0	0	1	0	1	0	0	0	0	0
05:00	7	-	27.1	5.7	0	0	0	1	2	2	2	0	0	0	0	0
06:00	18	29.4	26	3.4	0	0	0	1	7	10	0	0	0	0	0	0
07:00	58	29.6	24.3	5.8	0	2	0	9	32	8	5	2	0	0	0	0
08:00	52	28.4	24.5	3.5	0	0	0	6	30	16	0	0	0	0	0	0
09:00	48	29.9	26	4.1	0	0	1	3	17	25	2	0	0	0	0	0
10:00	43	29.7	25.4	4.6	0	1	0	2	22	15	3	0	0	0	0	0
11:00	33	30.5	25.5	6.6	2	0	0	1	12	14	4	0	0	0	0	0
12:00	30	31	26.5	4.7	0	0	0	3	11	11	5	0	0	0	0	0
13:00	24	29.8	23.1	7.2	0	1	4	4	4	9	2	0	0	0	0	0
14:00	38	28.4	23.1	5.8	0	2	3	3	19	10	1	0	0	0	0	0
15:00	34	30	26	4	0	0	0	2	16	13	3	0	0	0	0	0
16:00	29	29.4	25.1	4.3	0	0	0	5	11	12	1	0	0	0	0	0
17:00	32	29.3	24.9	4.5	0	0	1	4	13	13	1	0	0	0	0	0
18:00	27	29	25.2	3.7	0	0	0	2	15	9	1	0	0	0	0	0
19:00	10	30	26.5	4.4	0	0	0	1	3	5	1	0	0	0	0	0
20:00	9	-	24.6	4.3	0	0	0	1	6	1	1	0	0	0	0	0
21:00	7	-	24.9	2.9	0	0	0	0	5	2	0	0	0	0	0	0
22:00	5	-	23.5	7.9	0	0	1	1	1	1	1	0	0	0	0	0
23:00	2	-	23.5	1.8	0	0	0	0	2	0	0	0	0	0	0	0
12H,7-19	448	29.8	24.9	5	2	6	9	44	202	155	28	2	0	0	0	0
16H,6-22	492	29.8	25	4.9	2	6	9	47	223	173	30	2	0	0	0	0
18H,6-24	499	29.8	25	4.9	2	6	10	48	226	174	31	2	0	0	0	0
24H,0-24	510	29.8	25	4.9	2	6	10	49	231	176	34	2	0	0	0	0

Time Period	Total Vehicles	85%ile Speed	Mean Speed	Stand Dev.	<6Mph	6-<11	11-<16	16-<21	21-<26	26-<31	31-<36	36-<41	41-<46	46-<51	51-<56	=>56
Thu 14-Dec-17																
00:00	2	-	31	3.5	0	0	0	0	0	1	1	0	0	0	0	0
01:00	2	-	23.5	7.1	0	0	0	1	0	1	0	0	0	0	0	0
02:00	0	-	-	-	0	0	0	0	0	0	0	0	0	0	0	0
03:00	0	-	-	-	0	0	0	0	0	0	0	0	0	0	0	0
04:00	2	-	33.5	1.8	0	0	0	0	0	0	2	0	0	0	0	0
05:00	9	-	27.9	5.4	0	0	0	1	1	6	0	1	0	0	0	0
06:00	14	32.8	29.2	3.6	0	0	0	0	2	8	4	0	0	0	0	0
07:00	44	30.3	25.1	5.9	0	1	2	4	18	14	4	1	0	0	0	0
08:00	50	30.6	26.6	4.9	0	0	3	1	14	26	6	0	0	0	0	0
09:00	48	30.4	27.3	3.6	0	0	0	2	12	30	4	0	0	0	0	0
10:00	39	30	24.8	6.6	0	3	2	2	9	21	2	0	0	0	0	0
11:00	39	30.1	25.9	5.8	0	2	0	3	9	23	1	1	0	0	0	0
12:00	34	31.4	27.5	5.8	0	1	1	1	5	20	5	1	0	0	0	0
13:00	23	30.4	27.6	3.2	0	0	0	0	6	15	2	0	0	0	0	0
14:00	43	29.7	25.8	3.8	0	0	0	3	19	19	2	0	0	0	0	0
15:00	43	29.8	25.4	4.6	0	0	1	5	17	17	3	0	0	0	0	0
16:00	38	29.6	25.9	3.7	0	0	1	0	18	18	1	0	0	0	0	0
17:00	36	29.6	25.7	3.8	0	0	0	3	15	17	1	0	0	0	0	0
18:00	28	30.2	26.4	4.4	0	0	0	1	14	10	2	1	0	0	0	0
19:00	46	25.8	23	4.5	0	1	1	8	30	4	2	0	0	0	0	0
20:00	11	33.1	29	6.3	0	0	0	0	4	4	2	0	1	0	0	0
21:00	16	29.9	24.4	5.4	0	0	0	5	5	4	2	0	0	0	0	0
22:00	9	-	22.9	5.4	0	0	0	4	3	1	1	0	0	0	0	0
23:00	4	-	21	8.7	0	1	0	0	2	1	0	0	0	0	0	0
12H,7-19	465	30.3	26.1	4.9	0	7	10	25	156	230	33	4	0	0	0	0
16H,6-22	552	30.3	25.9	5	0	8	11	38	197	250	43	4	1	0	0	0
18H,6-24	565	30.3	25.8	5	0	9	11	42	202	252	44	4	1	0	0	0
24H,0-24	580	30.3	25.9	5.1	0	9	11	44	203	260	47	5	1	0	0	0

Time Period	Total Vehicles	85%ile Speed	Mean Speed	Stand Dev.	<6Mph	6-<11	11-<16	16-<21	21-<26	26-<31	31-<36	36-<41	41-<46	46-<51	51-<56	=>56
Daily Totals																
Fri 08-Dec-17	471	31.7	26.9	5.4	1	10	3	21	143	211	73	8	1	0	0	0
Sat 09-Dec-17	398	32.2	26.6	6	0	15	6	26	106	168	72	4	1	0	0	0
Sun 10-Dec-17	68	21.9	17.3	5.7	0	7	22	27	7	3	2	0	0	0	0	0
Mon 11-Dec-17	306	24.7	20.2	4.4	0	5	32	144	107	17	0	1	0	0	0	0
Tue 12-Dec-17	423	25.3	20.9	4.7	3	7	37	157	181	34	4	0	0	0	0	0
Wed 13-Dec-17	510	29.8	25	4.9	2	6	10	49	231	176	34	2	0	0	0	0
Thu 14-Dec-17	580	30.3	25.9	5.1	0	9	11	44	203	260	47	5	1	0	0	0
Total Vehicles																
[--]	2756	28.0	23.3	5.2	6	59	121	468	978	869	232	20	3	0	0	0



TIME PERIOD	Fri 08/12/17	Sat 09/12/17	Sun 10/12/17	Mon 11/12/17	Tue 12/12/17	Wed 13/12/17	Thu 14/12/17	5-Day Av	7-Day Av
Week Begin: 08-Dec-17									
00:00	1	1	3	1	1	2	2	1	2
01:00	1	0	4	0	0	0	2	1	1
02:00	0	0	1	0	0	0	0	0	0
03:00	1	0	0	0	0	0	0	0	0
04:00	0	0	0	1	0	2	2	1	1
05:00	3	3	2	4	7	7	9	6	5
06:00	11	2	3	15	9	18	14	13	10
07:00	39	12	0	22	38	58	44	40	30
08:00	58	31	3	23	48	52	50	46	38
09:00	40	33	4	29	46	48	48	42	35
10:00	29	43	4	27	28	43	39	33	30
11:00	30	33	3	16	33	33	39	30	27
12:00	37	40	2	19	23	30	34	29	26
13:00	19	37	3	25	21	24	23	22	22
14:00	46	26	4	30	24	38	43	36	30
15:00	42	19	5	30	47	34	43	39	31
16:00	22	29	10	21	25	29	38	27	25
17:00	20	24	5	12	21	32	36	24	21
18:00	36	22	1	13	17	27	28	24	21
19:00	8	20	2	6	18	10	46	18	16
20:00	12	12	1	6	6	9	11	9	8
21:00	8	5	4	3	7	7	16	8	7
22:00	5	3	3	2	4	5	9	5	4
23:00	3	3	1	1	0	2	4	2	2
12H,7-19	418	349	44	267	371	448	465	394	337
16H,6-22	457	388	54	297	411	492	552	442	379
18H,6-24	465	394	58	300	415	499	565	449	385
24H,0-24	471	398	68	306	423	510	580	458	394
Am	08:00	10:00	01:00	09:00	08:00	07:00	08:00	-	-
Peak	58	43	4	29	48	58	50	49	41
Pm	14:00	12:00	16:00	15:00	15:00	14:00	19:00	-	-
Peak	46	40	10	30	47	38	46	41	37

22447

STEEPLE ASTON

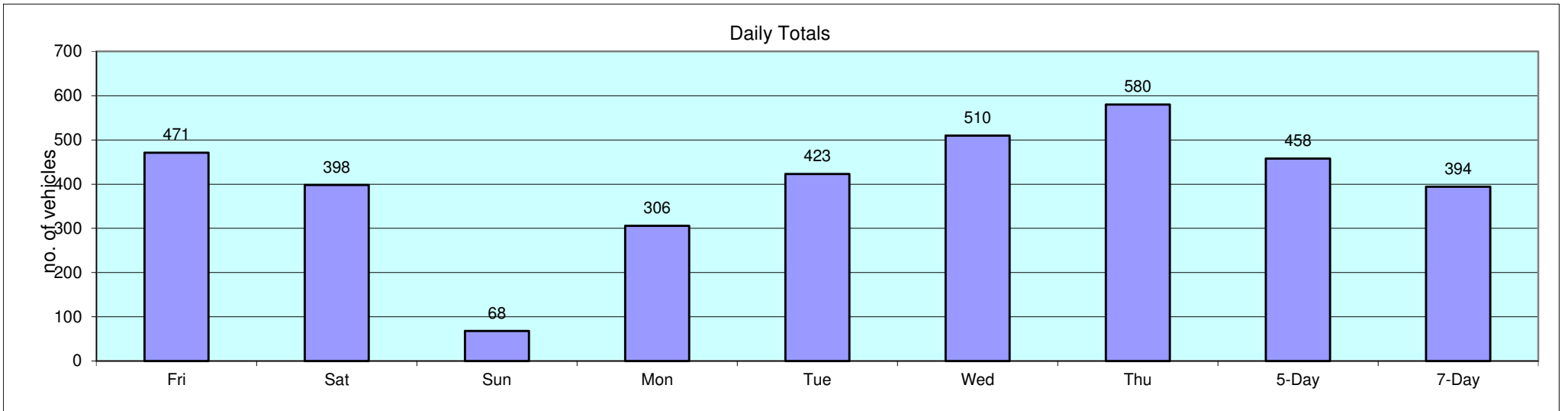
Site No: 22447002

Location

Site 2, South Side, Steeple Aston (TG Pole)

Channel: Westbound

TIME PERIOD	Fri 08/12/17	Sat 09/12/17	Sun 10/12/17	Mon 11/12/17	Tue 12/12/17	Wed 13/12/17	Thu 14/12/17	5-Day Av	7-Day Av
-------------	-----------------	-----------------	-----------------	-----------------	-----------------	-----------------	-----------------	-------------	-------------



Appendix D
Visibility Splays



NOTES

1. This drawing is to be read in conjunction with all relevant documents and specifications.
2. Dimensions are not to be scaled.

Source: RGL Surveys Ltd drawing number RGL-17-2679

Reproduced from Ordnance Survey digital data with the permission of the Controller of Her Majesty's Stationery Office, Crown copyright (AL814229).



KEY

- - - - - 2.4m x y/m
- Site Boundary

Re	Description	Date	Chkd
 Glanille Cornerstone House 2 Fochall Road, Didcot Oxon, OX11 7AD Tel: (01235) 515550 Fax: (01235) 817799 postbox@glanvillegroup.com www.glanvillegroup.com			
Client :		Rectory Houses	
Project :		Land at South Side, Steeple Aston	
Title :		Site Access Visibility Splays	
Project Engineer :		B. East	Scale : 1:500 @ A3
Project Director :		T. Foxall	Date : December 2017
Status :			
Drawing No. 8171225-101			Rev