

LAND AT SOUTH SIDE, STEEPLE ASTON

ACCESS APPRAISAL

1.0 Introduction

- 1.1 This Technical Note has been prepared by Glanville Consultants on behalf of Rectory Homes to present the findings of an access appraisal undertaken in respect of land to the south of South Side, Steeple Aston.
- 1.2 The site, which is located to the west of the centre of Steeple Aston, fronts South Side, an unclassified semi-rural single carriageway road which runs broadly on an east to west alignment adjacent to the northern site boundary. The site currently benefits from an agricultural access which is located just to the east of the existing change in speed limit from 30mph – 60mph, which itself lies to the immediate west of the site boundary. A site location plan is included at Appendix A.
- 1.3 It is proposed to develop the site to provide six residential dwelling and Glanville has therefore been appointed to assess the feasibility of providing a new vehicular access to South Side. A copy of the proposed site layout, which identifies the proposed point of vehicular access is included at Appendix B.

2.0 Technical Appraisal

- 2.1 In order to determine the speed of through traffic on South Side, which in turn determines the appropriate extent of visibility that should be achieved upon egress from the proposed access, Automatic Traffic Count (ATC) surveys were undertaken for a seven day period at locations approximately 45 metres east and west of the proposed point of access.
- 2.2 The results of the speed survey have been interrogated and the recorded 85th percentile speeds at each location are provided in the table below, while the full speed survey summary is provided at Appendix C.

Table 1: Results of Speed Survey – 85th percentile speeds

| Direction of Travel | ATC Location 1 (west of proposed access) | ATC Location 2 (east of proposed access) |
|---------------------|--|--|
| Eastbound | 32.1mph | 26mph |
| Westbound | 32.9mph | 28mph |

Note: Speeds highlighted in red are those critical in this instance

- 2.3 Given that the 85th percentile speeds at both survey locations are below 37mph / 60kph, reference has been made to Table 10.1 of *Manual for Streets*, which quotes a reaction time of 1.5 seconds and a deceleration rate of 0.45g when calculating stopping sight distances ('Y' distance splays) in instances where the design speed is below 37mph / 60kph.
- 2.4 The corresponding stopping sight distances have been calculated and are provided in Table 2.

Table 2: Stopping Sight Distances

| Direction | SSD |
|--------------|-------------|
| Left (west) | 47.3 metres |
| Right (east) | 38.9 metres |

2.5 An access location is proposed that achieves the above visibility splays measured to the nearside channel line, entirely within the application site and the public highway, as demonstrated by the drawing provided at Appendix D, which for accuracy is based on a topographic survey. Any foliage within the visibility splay envelope can be cleared and thus unobstructed splays can be readily achieved.

2.6 A simple dropped kerb and verge crossover arrangement is proposed, which is considered appropriate for access to a six dwelling development. The proposed site layout is provided at Appendix B, which also details sufficient parking and turning space to ensure all vehicles will egress the site in a forward gear.

3.0 Summary & Conclusion

3.1 This Technical Note has been prepared by Glanville Consultants to present the findings of an access appraisal at land adjacent to South Side, Steeple Aston.

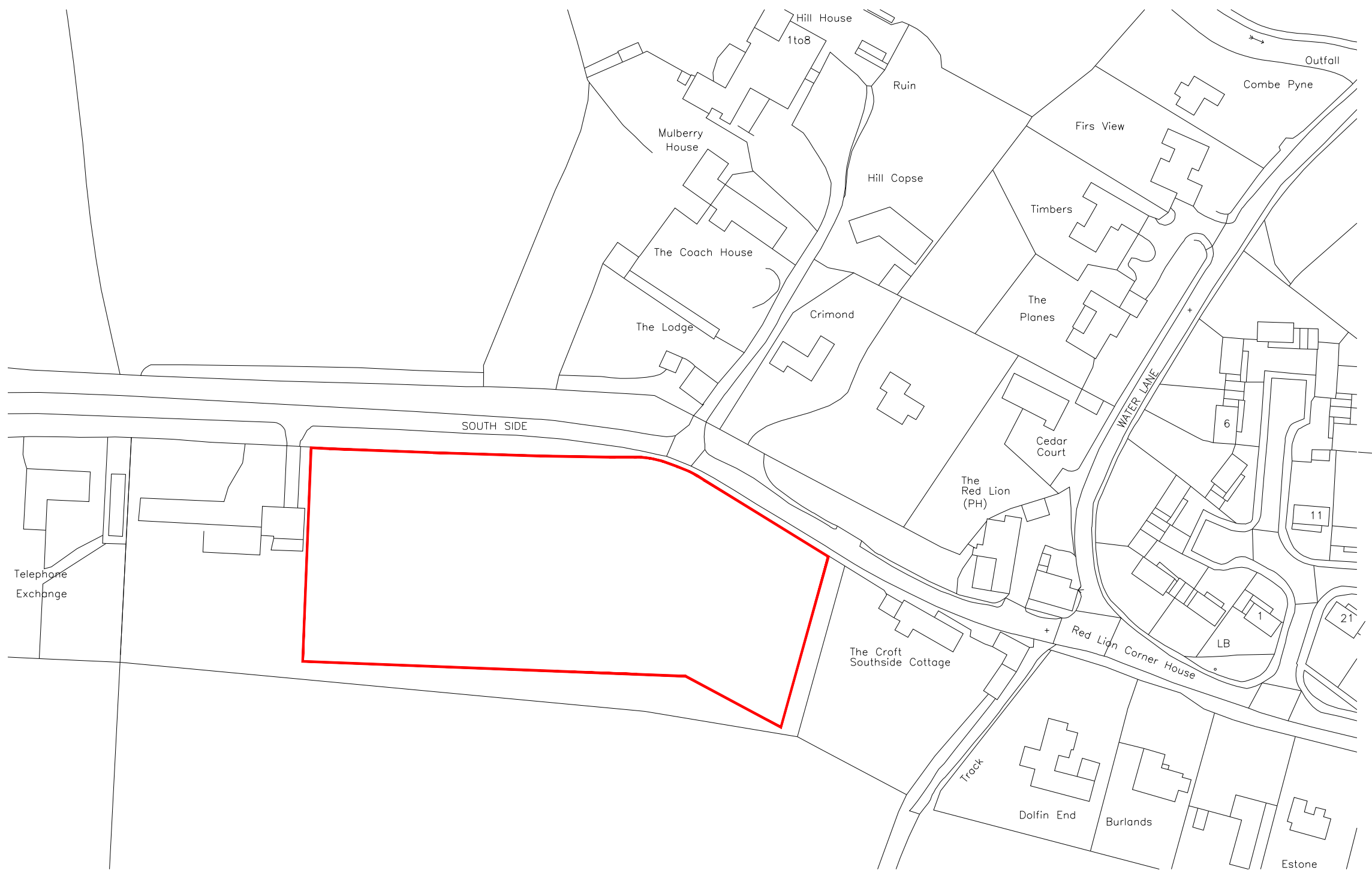
3.2 A seven day Automatic Traffic Count survey was commissioned to establish 85th percentile vehicle approach speeds east and west of the site.

3.3 The appropriate Manual *for* Streets visibility splay formula was used to establish the extent of visibility required to provide safe access to the development. An access location that achieves these visibility splays within the application site and the public highway is proposed.

3.4 Adequate off street parking is proposed, with turning space to ensure all vehicles will egress the site in a forward gear.

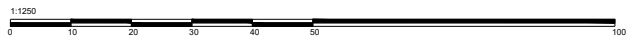
3.5 It is concluded that safe vehicular access can be achieved and therefore the cumulative residual impact of the development will not be 'severe' in the context of the National Planning Policy Framework, and the local Highway Authority should find the proposal acceptable.

Appendix A
Site Location Plan



RECTORY LTD RECTORY HOUSE THAME ROAD
 HADDENHAM, AYLESBURY, BUCKINGHAMSHIRE, HP17 8DA
 T: 01844 295100 F: 01844 295350 www.rectory.co.uk

| | | | |
|--------------------------|-----------|-------------|------|
| PROJECT: | | | |
| South Side Steeple Aston | | | |
| DRAWING: | | | |
| Location Plan | | | |
| DEPARTMENT: | DRAWN BY: | CHECKED BY: | |
| Planning | MC | | |
| DRAWING No: | SCALE: | PAPER: | REV: |
| P.224.LP.01 | 1:1250 | A3 | A |
| STATUS: | DATE: | | |
| Proposed | 28.07.17 | | |



THIS DRAWING IS THE PROPERTY OF RECTORY HOMES LIMITED AND MAY NOT BE COPIED, LENT, REPRODUCED OR DISCLOSED WITHOUT THEIR WRITTEN PERMISSION

Appendix B
Proposed Site Layout



| | | | |
|---------------------------------------|-------------------|--------------|-----------|
| PROJECT: South Side, Steeple Aston | | | |
| DRAWING: Proposed Site Plan | | | |
| DEPARTMENT: Planning | DRAWN BY: MC | CHECKED BY: | |
| DRAWING No: P.224.SP.01 | SCALE: 1:500 | PAPER: A3 | REV: C |
| STATUS: PROPOSED | DATE: 28.07.17 | | |



RECTORY LTD RECTORY HOUSE THAME ROAD
 HADDENHAM, AYLESBURY, BUCKINGHAMSHIRE, HP17 8DA
 T: 01844 295100 F: 01844 295350 www.rectory.co.uk

Appendix C
Speed Survey Results



| 22447 | | STEEPLE ASTON | | | | | | | | |
|----------------------|---|--------------------|---------------|---------------|--------------------------|----------------|------------|------------|----------------------|--------------------|
| | | DECEMBER 2017 | | | Posted Speed Limit (PSL) | Total Vehicles | 5 Day Ave. | 7 Day Ave. | Average 85%ile Speed | Average Mean Speed |
| Site | Location | Direction | Start Date | End Date | | | | | | |
| Site No: 22447001 | Site 1, South Side, Steeple Aston (TG Pole) SP 46871 25886 | Channel: Eastbound | Fri 08-Dec-17 | Thu 14-Dec-17 | 60 | 2558 | 413 | 365 | 32.1 | 26.5 |
| | | Channel: Westbound | Fri 08-Dec-17 | Thu 14-Dec-17 | | 2518 | 413 | 360 | 32.9 | 27.0 |

22447 STEEPLE ASTON Site No: 22447001 Location Site 1, South Side, Steeple Aston (TG Pole)
 Fri 08-Dec-17 to Thu 14-Dec-17 Channel: Eastbound

| TIME PERIOD | TOTAL VEHICLES | MOTOR-CYCLES | MOTOR-CYCLES% | CARS | CARS % | LGV | LGV % | HGV | HGV % | BUS | BUS % |
|---------------|----------------|--------------|---------------|------|--------|-----|-------|-----|-------|-----|-------|
| Fri 08-Dec-17 | | | | | | | | | | | |
| 00:00 | 1 | 0 | 0.0 | 1 | 100.0 | 0 | 0.0 | 0 | 0.0 | 0 | 0.0 |
| 01:00 | 4 | 0 | 0.0 | 2 | 50.0 | 2 | 50.0 | 0 | 0.0 | 0 | 0.0 |
| 02:00 | 1 | 0 | 0.0 | 1 | 100.0 | 0 | 0.0 | 0 | 0.0 | 0 | 0.0 |
| 03:00 | 0 | 0 | - | 0 | - | 0 | - | 0 | - | 0 | - |
| 04:00 | 0 | 0 | - | 0 | - | 0 | - | 0 | - | 0 | - |
| 05:00 | 2 | 0 | 0.0 | 1 | 50.0 | 1 | 50.0 | 0 | 0.0 | 0 | 0.0 |
| 06:00 | 4 | 0 | 0.0 | 3 | 75.0 | 0 | 0.0 | 1 | 25.0 | 0 | 0.0 |
| 07:00 | 15 | 0 | 0.0 | 9 | 60.0 | 3 | 20.0 | 1 | 6.7 | 2 | 13.3 |
| 08:00 | 38 | 0 | 0.0 | 34 | 89.5 | 4 | 10.5 | 0 | 0.0 | 0 | 0.0 |
| 09:00 | 19 | 0 | 0.0 | 16 | 84.2 | 2 | 10.5 | 1 | 5.3 | 0 | 0.0 |
| 10:00 | 38 | 0 | 0.0 | 32 | 84.2 | 4 | 10.5 | 1 | 2.6 | 1 | 2.6 |
| 11:00 | 25 | 0 | 0.0 | 20 | 80.0 | 4 | 16.0 | 0 | 0.0 | 1 | 4.0 |
| 12:00 | 38 | 0 | 0.0 | 37 | 97.4 | 0 | 0.0 | 1 | 2.6 | 0 | 0.0 |
| 13:00 | 27 | 0 | 0.0 | 19 | 70.4 | 7 | 25.9 | 0 | 0.0 | 1 | 3.7 |
| 14:00 | 53 | 0 | 0.0 | 50 | 94.3 | 2 | 3.8 | 0 | 0.0 | 1 | 1.9 |
| 15:00 | 45 | 0 | 0.0 | 37 | 82.2 | 7 | 15.6 | 0 | 0.0 | 1 | 2.2 |
| 16:00 | 42 | 1 | 2.4 | 37 | 88.1 | 3 | 7.1 | 0 | 0.0 | 1 | 2.4 |
| 17:00 | 36 | 0 | 0.0 | 33 | 91.7 | 2 | 5.6 | 0 | 0.0 | 1 | 2.8 |
| 18:00 | 39 | 1 | 2.6 | 35 | 89.7 | 2 | 5.1 | 1 | 2.6 | 0 | 0.0 |
| 19:00 | 21 | 2 | 9.5 | 17 | 81.0 | 2 | 9.5 | 0 | 0.0 | 0 | 0.0 |
| 20:00 | 16 | 0 | 0.0 | 15 | 93.8 | 1 | 6.3 | 0 | 0.0 | 0 | 0.0 |
| 21:00 | 12 | 0 | 0.0 | 12 | 100.0 | 0 | 0.0 | 0 | 0.0 | 0 | 0.0 |
| 22:00 | 23 | 1 | 4.4 | 22 | 95.7 | 0 | 0.0 | 0 | 0.0 | 0 | 0.0 |
| 23:00 | 5 | 0 | 0.0 | 5 | 100.0 | 0 | 0.0 | 0 | 0.0 | 0 | 0.0 |
| 12H,7-19 | 415 | 2 | 0.5 | 359 | 86.5 | 40 | 9.6 | 5 | 1.2 | 9 | 2.2 |
| 16H,6-22 | 468 | 4 | 0.9 | 406 | 86.8 | 43 | 9.2 | 6 | 1.3 | 9 | 1.9 |
| 18H,6-24 | 496 | 5 | 1.0 | 433 | 87.3 | 43 | 8.7 | 6 | 1.2 | 9 | 1.8 |
| 24H,0-24 | 504 | 5 | 1.0 | 438 | 86.9 | 46 | 9.1 | 6 | 1.2 | 9 | 1.8 |

| TIME PERIOD | TOTAL VEHICLES | MOTOR-CYCLES | MOTOR-CYCLES% | CARS | CARS % | LGV | LGV % | HGV | HGV % | BUS | BUS % |
|---------------|----------------|--------------|---------------|------|--------|-----|-------|-----|-------|-----|-------|
| Sat 09-Dec-17 | | | | | | | | | | | |
| 00:00 | 3 | 0 | 0.0 | 3 | 100.0 | 0 | 0.0 | 0 | 0.0 | 0 | 0.0 |
| 01:00 | 0 | 0 | - | 0 | - | 0 | - | 0 | - | 0 | - |
| 02:00 | 1 | 0 | 0.0 | 1 | 100.0 | 0 | 0.0 | 0 | 0.0 | 0 | 0.0 |
| 03:00 | 0 | 0 | - | 0 | - | 0 | - | 0 | - | 0 | - |
| 04:00 | 0 | 0 | - | 0 | - | 0 | - | 0 | - | 0 | - |
| 05:00 | 1 | 0 | 0.0 | 0 | 0.0 | 1 | 100.0 | 0 | 0.0 | 0 | 0.0 |
| 06:00 | 3 | 0 | 0.0 | 3 | 100.0 | 0 | 0.0 | 0 | 0.0 | 0 | 0.0 |
| 07:00 | 8 | 0 | 0.0 | 6 | 75.0 | 1 | 12.5 | 1 | 12.5 | 0 | 0.0 |
| 08:00 | 14 | 0 | 0.0 | 11 | 78.6 | 2 | 14.3 | 0 | 0.0 | 1 | 7.1 |
| 09:00 | 26 | 0 | 0.0 | 25 | 96.2 | 0 | 0.0 | 0 | 0.0 | 1 | 3.9 |
| 10:00 | 22 | 0 | 0.0 | 19 | 86.4 | 2 | 9.1 | 0 | 0.0 | 1 | 4.6 |
| 11:00 | 33 | 0 | 0.0 | 28 | 84.9 | 4 | 12.1 | 0 | 0.0 | 1 | 3.0 |
| 12:00 | 33 | 0 | 0.0 | 29 | 87.9 | 3 | 9.1 | 0 | 0.0 | 1 | 3.0 |
| 13:00 | 38 | 0 | 0.0 | 35 | 92.1 | 3 | 7.9 | 0 | 0.0 | 0 | 0.0 |
| 14:00 | 34 | 0 | 0.0 | 32 | 94.1 | 1 | 2.9 | 0 | 0.0 | 1 | 2.9 |
| 15:00 | 39 | 0 | 0.0 | 35 | 89.7 | 3 | 7.7 | 0 | 0.0 | 1 | 2.6 |
| 16:00 | 42 | 0 | 0.0 | 42 | 100.0 | 0 | 0.0 | 0 | 0.0 | 0 | 0.0 |
| 17:00 | 41 | 0 | 0.0 | 36 | 87.8 | 3 | 7.3 | 1 | 2.4 | 1 | 2.4 |
| 18:00 | 25 | 0 | 0.0 | 23 | 92.0 | 1 | 4.0 | 0 | 0.0 | 1 | 4.0 |
| 19:00 | 25 | 0 | 0.0 | 23 | 92.0 | 2 | 8.0 | 0 | 0.0 | 0 | 0.0 |
| 20:00 | 10 | 1 | 10.0 | 9 | 90.0 | 0 | 0.0 | 0 | 0.0 | 0 | 0.0 |
| 21:00 | 14 | 0 | 0.0 | 14 | 100.0 | 0 | 0.0 | 0 | 0.0 | 0 | 0.0 |
| 22:00 | 12 | 0 | 0.0 | 12 | 100.0 | 0 | 0.0 | 0 | 0.0 | 0 | 0.0 |
| 23:00 | 6 | 0 | 0.0 | 6 | 100.0 | 0 | 0.0 | 0 | 0.0 | 0 | 0.0 |
| 12H,7-19 | 355 | 0 | 0.0 | 321 | 90.4 | 23 | 6.5 | 2 | 0.6 | 9 | 2.5 |
| 16H,6-22 | 407 | 1 | 0.3 | 370 | 90.9 | 25 | 6.1 | 2 | 0.5 | 9 | 2.2 |
| 18H,6-24 | 425 | 1 | 0.2 | 388 | 91.3 | 25 | 5.9 | 2 | 0.5 | 9 | 2.1 |
| 24H,0-24 | 430 | 1 | 0.2 | 392 | 91.2 | 26 | 6.1 | 2 | 0.5 | 9 | 2.1 |

22447 STEEPLE ASTON Site No: 22447001 Location Site 1, South Side, Steeple Aston (TG Pole)
 Fri 08-Dec-17 to Thu 14-Dec-17 Channel: Eastbound

| TIME PERIOD | TOTAL VEHICLES | MOTOR-CYCLES | MOTOR-CYCLES% | CARS | CARS % | LGV | LGV % | HGV | HGV % | BUS | BUS % |
|----------------------|----------------|--------------|---------------|------|--------|-----|-------|-----|-------|-----|-------|
| Sun 10-Dec-17 | | | | | | | | | | | |
| 00:00 | 2 | 0 | 0.0 | 2 | 100.0 | 0 | 0.0 | 0 | 0.0 | 0 | 0.0 |
| 01:00 | 2 | 0 | 0.0 | 2 | 100.0 | 0 | 0.0 | 0 | 0.0 | 0 | 0.0 |
| 02:00 | 2 | 0 | 0.0 | 2 | 100.0 | 0 | 0.0 | 0 | 0.0 | 0 | 0.0 |
| 03:00 | 0 | 0 | - | 0 | - | 0 | - | 0 | - | 0 | - |
| 04:00 | 0 | 0 | - | 0 | - | 0 | - | 0 | - | 0 | - |
| 05:00 | 1 | 0 | 0.0 | 0 | 0.0 | 1 | 100.0 | 0 | 0.0 | 0 | 0.0 |
| 06:00 | 1 | 0 | 0.0 | 1 | 100.0 | 0 | 0.0 | 0 | 0.0 | 0 | 0.0 |
| 07:00 | 3 | 0 | 0.0 | 1 | 33.3 | 2 | 66.7 | 0 | 0.0 | 0 | 0.0 |
| 08:00 | 4 | 0 | 0.0 | 4 | 100.0 | 0 | 0.0 | 0 | 0.0 | 0 | 0.0 |
| 09:00 | 5 | 0 | 0.0 | 3 | 60.0 | 2 | 40.0 | 0 | 0.0 | 0 | 0.0 |
| 10:00 | 4 | 0 | 0.0 | 4 | 100.0 | 0 | 0.0 | 0 | 0.0 | 0 | 0.0 |
| 11:00 | 16 | 0 | 0.0 | 15 | 93.8 | 0 | 0.0 | 1 | 6.3 | 0 | 0.0 |
| 12:00 | 14 | 0 | 0.0 | 14 | 100.0 | 0 | 0.0 | 0 | 0.0 | 0 | 0.0 |
| 13:00 | 8 | 0 | 0.0 | 8 | 100.0 | 0 | 0.0 | 0 | 0.0 | 0 | 0.0 |
| 14:00 | 3 | 0 | 0.0 | 3 | 100.0 | 0 | 0.0 | 0 | 0.0 | 0 | 0.0 |
| 15:00 | 0 | 0 | - | 0 | - | 0 | - | 0 | - | 0 | - |
| 16:00 | 0 | 0 | - | 0 | - | 0 | - | 0 | - | 0 | - |
| 17:00 | 0 | 0 | - | 0 | - | 0 | - | 0 | - | 0 | - |
| 18:00 | 0 | 0 | - | 0 | - | 0 | - | 0 | - | 0 | - |
| 19:00 | 0 | 0 | - | 0 | - | 0 | - | 0 | - | 0 | - |
| 20:00 | 0 | 0 | - | 0 | - | 0 | - | 0 | - | 0 | - |
| 21:00 | 0 | 0 | - | 0 | - | 0 | - | 0 | - | 0 | - |
| 22:00 | 0 | 0 | - | 0 | - | 0 | - | 0 | - | 0 | - |
| 23:00 | 0 | 0 | - | 0 | - | 0 | - | 0 | - | 0 | - |
| 12H,7-19 | 57 | 0 | 0.0 | 52 | 91.2 | 4 | 7.0 | 1 | 1.8 | 0 | 0.0 |
| 16H,6-22 | 58 | 0 | 0.0 | 53 | 91.4 | 4 | 6.9 | 1 | 1.7 | 0 | 0.0 |
| 18H,6-24 | 58 | 0 | 0.0 | 53 | 91.4 | 4 | 6.9 | 1 | 1.7 | 0 | 0.0 |
| 24H,0-24 | 65 | 0 | 0.0 | 59 | 90.8 | 5 | 7.7 | 1 | 1.5 | 0 | 0.0 |

22447 STEEPLE ASTON Site No: 22447001 Location Site 1, South Side, Steeple Aston (TG Pole)
 Fri 08-Dec-17 to Thu 14-Dec-17 Channel: Eastbound

| TIME PERIOD | TOTAL VEHICLES | MOTOR-CYCLES | MOTOR-CYCLES% | CARS | CARS % | LGV | LGV % | HGV | HGV % | BUS | BUS % |
|----------------------|----------------|--------------|---------------|------|--------|-----|-------|-----|-------|-----|-------|
| Mon 11-Dec-17 | | | | | | | | | | | |
| 00:00 | 0 | 0 | - | 0 | - | 0 | - | 0 | - | 0 | - |
| 01:00 | 0 | 0 | - | 0 | - | 0 | - | 0 | - | 0 | - |
| 02:00 | 0 | 0 | - | 0 | - | 0 | - | 0 | - | 0 | - |
| 03:00 | 0 | 0 | - | 0 | - | 0 | - | 0 | - | 0 | - |
| 04:00 | 0 | 0 | - | 0 | - | 0 | - | 0 | - | 0 | - |
| 05:00 | 0 | 0 | - | 0 | - | 0 | - | 0 | - | 0 | - |
| 06:00 | 0 | 0 | - | 0 | - | 0 | - | 0 | - | 0 | - |
| 07:00 | 0 | 0 | - | 0 | - | 0 | - | 0 | - | 0 | - |
| 08:00 | 0 | 0 | - | 0 | - | 0 | - | 0 | - | 0 | - |
| 09:00 | 0 | 0 | - | 0 | - | 0 | - | 0 | - | 0 | - |
| 10:00 | 0 | 0 | - | 0 | - | 0 | - | 0 | - | 0 | - |
| 11:00 | 0 | 0 | - | 0 | - | 0 | - | 0 | - | 0 | - |
| 12:00 | 0 | 0 | - | 0 | - | 0 | - | 0 | - | 0 | - |
| 13:00 | 0 | 0 | - | 0 | - | 0 | - | 0 | - | 0 | - |
| 14:00 | 0 | 0 | - | 0 | - | 0 | - | 0 | - | 0 | - |
| 15:00 | 0 | 0 | - | 0 | - | 0 | - | 0 | - | 0 | - |
| 16:00 | 0 | 0 | - | 0 | - | 0 | - | 0 | - | 0 | - |
| 17:00 | 0 | 0 | - | 0 | - | 0 | - | 0 | - | 0 | - |
| 18:00 | 0 | 0 | - | 0 | - | 0 | - | 0 | - | 0 | - |
| 19:00 | 0 | 0 | - | 0 | - | 0 | - | 0 | - | 0 | - |
| 20:00 | 0 | 0 | - | 0 | - | 0 | - | 0 | - | 0 | - |
| 21:00 | 0 | 0 | - | 0 | - | 0 | - | 0 | - | 0 | - |
| 22:00 | 0 | 0 | - | 0 | - | 0 | - | 0 | - | 0 | - |
| 23:00 | 0 | 0 | - | 0 | - | 0 | - | 0 | - | 0 | - |
| 12H,7-19 | 0 | 0 | - | 0 | - | 0 | - | 0 | - | 0 | - |
| 16H,6-22 | 0 | 0 | - | 0 | - | 0 | - | 0 | - | 0 | - |
| 18H,6-24 | 0 | 0 | - | 0 | - | 0 | - | 0 | - | 0 | - |
| 24H,0-24 | 0 | 0 | - | 0 | - | 0 | - | 0 | - | 0 | - |

| TIME PERIOD | TOTAL VEHICLES | MOTOR-CYCLES | MOTOR-CYCLES% | CARS | CARS % | LGV | LGV % | HGV | HGV % | BUS | BUS % |
|---------------|----------------|--------------|---------------|------|--------|-----|-------|-----|-------|-----|-------|
| Tue 12-Dec-17 | | | | | | | | | | | |
| 00:00 | 0 | 0 | - | 0 | - | 0 | - | 0 | - | 0 | - |
| 01:00 | 0 | 0 | - | 0 | - | 0 | - | 0 | - | 0 | - |
| 02:00 | 0 | 0 | - | 0 | - | 0 | - | 0 | - | 0 | - |
| 03:00 | 0 | 0 | - | 0 | - | 0 | - | 0 | - | 0 | - |
| 04:00 | 0 | 0 | - | 0 | - | 0 | - | 0 | - | 0 | - |
| 05:00 | 0 | 0 | - | 0 | - | 0 | - | 0 | - | 0 | - |
| 06:00 | 0 | 0 | - | 0 | - | 0 | - | 0 | - | 0 | - |
| 07:00 | 22 | 0 | 0.0 | 16 | 72.7 | 1 | 4.6 | 4 | 18.2 | 1 | 4.6 |
| 08:00 | 33 | 0 | 0.0 | 28 | 84.9 | 4 | 12.1 | 1 | 3.0 | 0 | 0.0 |
| 09:00 | 25 | 0 | 0.0 | 19 | 76.0 | 5 | 20.0 | 1 | 4.0 | 0 | 0.0 |
| 10:00 | 12 | 0 | 0.0 | 8 | 66.7 | 3 | 25.0 | 1 | 8.3 | 0 | 0.0 |
| 11:00 | 33 | 0 | 0.0 | 29 | 87.9 | 3 | 9.1 | 1 | 3.0 | 0 | 0.0 |
| 12:00 | 40 | 0 | 0.0 | 36 | 90.0 | 3 | 7.5 | 1 | 2.5 | 0 | 0.0 |
| 13:00 | 31 | 0 | 0.0 | 26 | 83.9 | 4 | 12.9 | 1 | 3.2 | 0 | 0.0 |
| 14:00 | 37 | 0 | 0.0 | 32 | 86.5 | 4 | 10.8 | 0 | 0.0 | 1 | 2.7 |
| 15:00 | 43 | 0 | 0.0 | 36 | 83.7 | 5 | 11.6 | 1 | 2.3 | 1 | 2.3 |
| 16:00 | 45 | 0 | 0.0 | 40 | 88.9 | 4 | 8.9 | 1 | 2.2 | 0 | 0.0 |
| 17:00 | 57 | 0 | 0.0 | 53 | 93.0 | 3 | 5.3 | 1 | 1.8 | 0 | 0.0 |
| 18:00 | 28 | 0 | 0.0 | 28 | 100.0 | 0 | 0.0 | 0 | 0.0 | 0 | 0.0 |
| 19:00 | 22 | 0 | 0.0 | 22 | 100.0 | 0 | 0.0 | 0 | 0.0 | 0 | 0.0 |
| 20:00 | 9 | 0 | 0.0 | 9 | 100.0 | 0 | 0.0 | 0 | 0.0 | 0 | 0.0 |
| 21:00 | 12 | 0 | 0.0 | 11 | 91.7 | 0 | 0.0 | 1 | 8.3 | 0 | 0.0 |
| 22:00 | 10 | 0 | 0.0 | 8 | 80.0 | 2 | 20.0 | 0 | 0.0 | 0 | 0.0 |
| 23:00 | 2 | 0 | 0.0 | 2 | 100.0 | 0 | 0.0 | 0 | 0.0 | 0 | 0.0 |
| 12H,7-19 | 406 | 0 | 0.0 | 351 | 86.5 | 39 | 9.6 | 13 | 3.2 | 3 | 0.7 |
| 16H,6-22 | 449 | 0 | 0.0 | 393 | 87.5 | 39 | 8.7 | 14 | 3.1 | 3 | 0.7 |
| 18H,6-24 | 461 | 0 | 0.0 | 403 | 87.4 | 41 | 8.9 | 14 | 3.0 | 3 | 0.7 |
| 24H,0-24 | 461 | 0 | 0.0 | 403 | 87.4 | 41 | 8.9 | 14 | 3.0 | 3 | 0.7 |

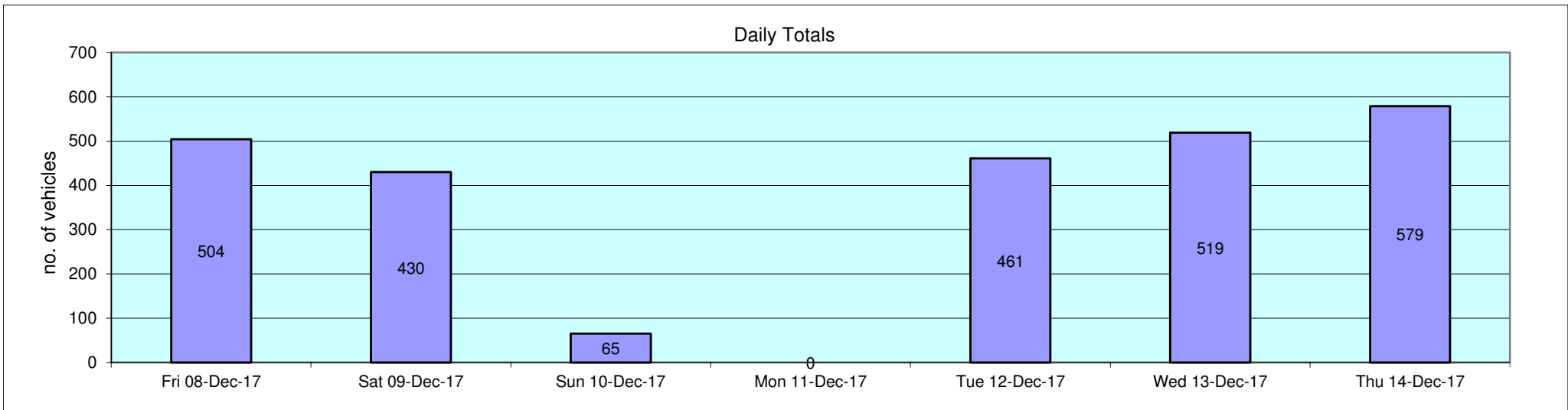
22447 STEEPLE ASTON Site No: 22447001 Location Site 1, South Side, Steeple Aston (TG Pole)
 Fri 08-Dec-17 to Thu 14-Dec-17 Channel: Eastbound

| TIME PERIOD | TOTAL VEHICLES | MOTOR-CYCLES | MOTOR-CYCLES% | CARS | CARS % | LGV | LGV % | HGV | HGV % | BUS | BUS % |
|---------------|----------------|--------------|---------------|------|--------|-----|-------|-----|-------|-----|-------|
| Wed 13-Dec-17 | | | | | | | | | | | |
| 00:00 | 0 | 0 | - | 0 | - | 0 | - | 0 | - | 0 | - |
| 01:00 | 0 | 0 | - | 0 | - | 0 | - | 0 | - | 0 | - |
| 02:00 | 0 | 0 | - | 0 | - | 0 | - | 0 | - | 0 | - |
| 03:00 | 1 | 0 | 0.0 | 1 | 100.0 | 0 | 0.0 | 0 | 0.0 | 0 | 0.0 |
| 04:00 | 0 | 0 | - | 0 | - | 0 | - | 0 | - | 0 | - |
| 05:00 | 3 | 0 | 0.0 | 2 | 66.7 | 1 | 33.3 | 0 | 0.0 | 0 | 0.0 |
| 06:00 | 4 | 0 | 0.0 | 2 | 50.0 | 1 | 25.0 | 1 | 25.0 | 0 | 0.0 |
| 07:00 | 20 | 0 | 0.0 | 13 | 65.0 | 1 | 5.0 | 5 | 25.0 | 1 | 5.0 |
| 08:00 | 34 | 0 | 0.0 | 28 | 82.4 | 5 | 14.7 | 1 | 2.9 | 0 | 0.0 |
| 09:00 | 30 | 0 | 0.0 | 24 | 80.0 | 5 | 16.7 | 1 | 3.3 | 0 | 0.0 |
| 10:00 | 14 | 0 | 0.0 | 11 | 78.6 | 2 | 14.3 | 1 | 7.1 | 0 | 0.0 |
| 11:00 | 32 | 0 | 0.0 | 26 | 81.3 | 5 | 15.6 | 1 | 3.1 | 0 | 0.0 |
| 12:00 | 29 | 1 | 3.5 | 24 | 82.8 | 3 | 10.3 | 1 | 3.5 | 0 | 0.0 |
| 13:00 | 28 | 0 | 0.0 | 25 | 89.3 | 2 | 7.1 | 1 | 3.6 | 0 | 0.0 |
| 14:00 | 42 | 1 | 2.4 | 37 | 88.1 | 3 | 7.1 | 0 | 0.0 | 1 | 2.4 |
| 15:00 | 53 | 0 | 0.0 | 47 | 88.7 | 4 | 7.6 | 1 | 1.9 | 1 | 1.9 |
| 16:00 | 51 | 0 | 0.0 | 47 | 92.2 | 3 | 5.9 | 1 | 2.0 | 0 | 0.0 |
| 17:00 | 48 | 0 | 0.0 | 47 | 97.9 | 0 | 0.0 | 1 | 2.1 | 0 | 0.0 |
| 18:00 | 52 | 0 | 0.0 | 49 | 94.2 | 2 | 3.9 | 1 | 1.9 | 0 | 0.0 |
| 19:00 | 21 | 0 | 0.0 | 20 | 95.2 | 1 | 4.8 | 0 | 0.0 | 0 | 0.0 |
| 20:00 | 25 | 0 | 0.0 | 24 | 96.0 | 1 | 4.0 | 0 | 0.0 | 0 | 0.0 |
| 21:00 | 15 | 0 | 0.0 | 14 | 93.3 | 1 | 6.7 | 0 | 0.0 | 0 | 0.0 |
| 22:00 | 8 | 0 | 0.0 | 7 | 87.5 | 0 | 0.0 | 1 | 12.5 | 0 | 0.0 |
| 23:00 | 9 | 0 | 0.0 | 9 | 100.0 | 0 | 0.0 | 0 | 0.0 | 0 | 0.0 |
| 12H,7-19 | 433 | 2 | 0.5 | 378 | 87.3 | 35 | 8.1 | 15 | 3.5 | 3 | 0.7 |
| 16H,6-22 | 498 | 2 | 0.4 | 438 | 88.0 | 39 | 7.8 | 16 | 3.2 | 3 | 0.6 |
| 18H,6-24 | 515 | 2 | 0.4 | 454 | 88.2 | 39 | 7.6 | 17 | 3.3 | 3 | 0.6 |
| 24H,0-24 | 519 | 2 | 0.4 | 457 | 88.1 | 40 | 7.7 | 17 | 3.3 | 3 | 0.6 |

| TIME PERIOD | TOTAL VEHICLES | MOTOR-CYCLES | MOTOR-CYCLES% | CARS | CARS % | LGV | LGV % | HGV | HGV % | BUS | BUS % |
|---------------|----------------|--------------|---------------|------|--------|-----|-------|-----|-------|-----|-------|
| Thu 14-Dec-17 | | | | | | | | | | | |
| 00:00 | 2 | 1 | 50.0 | 1 | 50.0 | 0 | 0.0 | 0 | 0.0 | 0 | 0.0 |
| 01:00 | 1 | 0 | 0.0 | 1 | 100.0 | 0 | 0.0 | 0 | 0.0 | 0 | 0.0 |
| 02:00 | 0 | 0 | - | 0 | - | 0 | - | 0 | - | 0 | - |
| 03:00 | 1 | 0 | 0.0 | 1 | 100.0 | 0 | 0.0 | 0 | 0.0 | 0 | 0.0 |
| 04:00 | 0 | 0 | - | 0 | - | 0 | - | 0 | - | 0 | - |
| 05:00 | 4 | 0 | 0.0 | 1 | 25.0 | 3 | 75.0 | 0 | 0.0 | 0 | 0.0 |
| 06:00 | 3 | 0 | 0.0 | 2 | 66.7 | 0 | 0.0 | 1 | 33.3 | 0 | 0.0 |
| 07:00 | 22 | 0 | 0.0 | 15 | 68.2 | 4 | 18.2 | 3 | 13.6 | 0 | 0.0 |
| 08:00 | 46 | 0 | 0.0 | 40 | 87.0 | 5 | 10.9 | 1 | 2.2 | 0 | 0.0 |
| 09:00 | 36 | 0 | 0.0 | 31 | 86.1 | 4 | 11.1 | 1 | 2.8 | 0 | 0.0 |
| 10:00 | 22 | 0 | 0.0 | 20 | 90.9 | 2 | 9.1 | 0 | 0.0 | 0 | 0.0 |
| 11:00 | 21 | 0 | 0.0 | 18 | 85.7 | 2 | 9.5 | 1 | 4.8 | 0 | 0.0 |
| 12:00 | 39 | 0 | 0.0 | 35 | 89.7 | 2 | 5.1 | 2 | 5.1 | 0 | 0.0 |
| 13:00 | 24 | 0 | 0.0 | 18 | 75.0 | 5 | 20.8 | 1 | 4.2 | 0 | 0.0 |
| 14:00 | 34 | 0 | 0.0 | 29 | 85.3 | 4 | 11.8 | 1 | 2.9 | 0 | 0.0 |
| 15:00 | 45 | 0 | 0.0 | 40 | 88.9 | 3 | 6.7 | 1 | 2.2 | 1 | 2.2 |
| 16:00 | 68 | 0 | 0.0 | 63 | 92.7 | 4 | 5.9 | 1 | 1.5 | 0 | 0.0 |
| 17:00 | 75 | 2 | 2.7 | 68 | 90.7 | 4 | 5.3 | 1 | 1.3 | 0 | 0.0 |
| 18:00 | 39 | 0 | 0.0 | 37 | 94.9 | 2 | 5.1 | 0 | 0.0 | 0 | 0.0 |
| 19:00 | 34 | 0 | 0.0 | 31 | 91.2 | 2 | 5.9 | 1 | 2.9 | 0 | 0.0 |
| 20:00 | 20 | 0 | 0.0 | 18 | 90.0 | 2 | 10.0 | 0 | 0.0 | 0 | 0.0 |
| 21:00 | 18 | 0 | 0.0 | 17 | 94.4 | 1 | 5.6 | 0 | 0.0 | 0 | 0.0 |
| 22:00 | 19 | 0 | 0.0 | 17 | 89.5 | 2 | 10.5 | 0 | 0.0 | 0 | 0.0 |
| 23:00 | 6 | 0 | 0.0 | 6 | 100.0 | 0 | 0.0 | 0 | 0.0 | 0 | 0.0 |
| 12H,7-19 | 471 | 2 | 0.4 | 414 | 87.9 | 41 | 8.7 | 13 | 2.8 | 1 | 0.2 |
| 16H,6-22 | 546 | 2 | 0.4 | 482 | 88.3 | 46 | 8.4 | 15 | 2.8 | 1 | 0.2 |
| 18H,6-24 | 571 | 2 | 0.4 | 505 | 88.4 | 48 | 8.4 | 15 | 2.6 | 1 | 0.2 |
| 24H,0-24 | 579 | 3 | 0.5 | 509 | 87.9 | 51 | 8.8 | 15 | 2.6 | 1 | 0.2 |

22447 STEEPLE ASTON Site No: 22447001 Location Site 1, South Side, Steeple Aston (TG Pole)
 Fri 08-Dec-17 to Thu 14-Dec-17 Channel: Eastbound

| TIME PERIOD | TOTAL VEHICLES | MOTOR-CYCLES | MOTOR-CYCLES% | CARS | CARS % | LGV | LGV % | HGV | HGV % | BUS | BUS % |
|-----------------------|----------------|--------------|---------------|------|--------|-----|-------|-----|-------|-----|-------|
| Daily Totals | | | | | | | | | | | |
| Fri 08-Dec-17 | 504 | 5 | 1.0 | 438 | 86.9 | 46 | 9.1 | 6 | 1.2 | 9 | 1.8 |
| Sat 09-Dec-17 | 430 | 1 | 0.2 | 392 | 91.2 | 26 | 6.1 | 2 | 0.5 | 9 | 2.1 |
| Sun 10-Dec-17 | 65 | 0 | 0.0 | 59 | 90.8 | 5 | 7.7 | 1 | 1.5 | 0 | 0.0 |
| Mon 11-Dec-17 | 0 | 0 | - | 0 | - | 0 | - | 0 | - | 0 | - |
| Tue 12-Dec-17 | 461 | 0 | 0.0 | 403 | 87.4 | 41 | 8.9 | 14 | 3.0 | 3 | 0.7 |
| Wed 13-Dec-17 | 519 | 2 | 0.4 | 457 | 88.1 | 40 | 7.7 | 17 | 3.3 | 3 | 0.6 |
| Thu 14-Dec-17 | 579 | 3 | 0.5 | 509 | 87.9 | 51 | 8.8 | 15 | 2.6 | 1 | 0.2 |
| Total Vehicles | | | | | | | | | | | |
| [--] | 2558 | 11 | 0.3 | 2258 | 76.0 | 209 | 6.9 | 55 | 1.7 | 25 | 0.8 |



22447 STEEPLE ASTON Site No: 22447001 Location Site 1, South Side, Steeple Aston (TG Pole)
 Fri 08-Dec-17 to Thu 14-Dec-17 Channel: Eastbound

| TIME PERIOD | TOTAL VEHICLES | MOTOR-CYCLES | MOTOR-CYCLES% | CARS | CARS % | LGV | LGV % | HGV | HGV % | BUS | BUS % |
|---------------|----------------|--------------|---------------|------|--------|-----|-------|-----|-------|-----|-------|
| Fri 08-Dec-17 | | | | | | | | | | | |
| 00:00 | 1 | 0 | 0.0 | 1 | 100.0 | 0 | 0.0 | 0 | 0.0 | 0 | 0.0 |
| 01:00 | 4 | 0 | 0.0 | 2 | 50.0 | 2 | 50.0 | 0 | 0.0 | 0 | 0.0 |
| 02:00 | 1 | 0 | 0.0 | 1 | 100.0 | 0 | 0.0 | 0 | 0.0 | 0 | 0.0 |
| 03:00 | 0 | 0 | - | 0 | - | 0 | - | 0 | - | 0 | - |
| 04:00 | 0 | 0 | - | 0 | - | 0 | - | 0 | - | 0 | - |
| 05:00 | 2 | 0 | 0.0 | 1 | 50.0 | 1 | 50.0 | 0 | 0.0 | 0 | 0.0 |
| 06:00 | 4 | 0 | 0.0 | 3 | 75.0 | 0 | 0.0 | 1 | 25.0 | 0 | 0.0 |
| 07:00 | 15 | 0 | 0.0 | 9 | 60.0 | 3 | 20.0 | 1 | 6.7 | 2 | 13.3 |
| 08:00 | 38 | 0 | 0.0 | 34 | 89.5 | 4 | 10.5 | 0 | 0.0 | 0 | 0.0 |
| 09:00 | 19 | 0 | 0.0 | 16 | 84.2 | 2 | 10.5 | 1 | 5.3 | 0 | 0.0 |
| 10:00 | 38 | 0 | 0.0 | 32 | 84.2 | 4 | 10.5 | 1 | 2.6 | 1 | 2.6 |
| 11:00 | 25 | 0 | 0.0 | 20 | 80.0 | 4 | 16.0 | 0 | 0.0 | 1 | 4.0 |
| 12:00 | 38 | 0 | 0.0 | 37 | 97.4 | 0 | 0.0 | 1 | 2.6 | 0 | 0.0 |
| 13:00 | 27 | 0 | 0.0 | 19 | 70.4 | 7 | 25.9 | 0 | 0.0 | 1 | 3.7 |
| 14:00 | 53 | 0 | 0.0 | 50 | 94.3 | 2 | 3.8 | 0 | 0.0 | 1 | 1.9 |
| 15:00 | 45 | 0 | 0.0 | 37 | 82.2 | 7 | 15.6 | 0 | 0.0 | 1 | 2.2 |
| 16:00 | 42 | 1 | 2.4 | 37 | 88.1 | 3 | 7.1 | 0 | 0.0 | 1 | 2.4 |
| 17:00 | 36 | 0 | 0.0 | 33 | 91.7 | 2 | 5.6 | 0 | 0.0 | 1 | 2.8 |
| 18:00 | 39 | 1 | 2.6 | 35 | 89.7 | 2 | 5.1 | 1 | 2.6 | 0 | 0.0 |
| 19:00 | 21 | 2 | 9.5 | 17 | 81.0 | 2 | 9.5 | 0 | 0.0 | 0 | 0.0 |
| 20:00 | 16 | 0 | 0.0 | 15 | 93.8 | 1 | 6.3 | 0 | 0.0 | 0 | 0.0 |
| 21:00 | 12 | 0 | 0.0 | 12 | 100.0 | 0 | 0.0 | 0 | 0.0 | 0 | 0.0 |
| 22:00 | 23 | 1 | 4.4 | 22 | 95.7 | 0 | 0.0 | 0 | 0.0 | 0 | 0.0 |
| 23:00 | 5 | 0 | 0.0 | 5 | 100.0 | 0 | 0.0 | 0 | 0.0 | 0 | 0.0 |
| 12H,7-19 | 415 | 2 | 0.5 | 359 | 86.5 | 40 | 9.6 | 5 | 1.2 | 9 | 2.2 |
| 16H,6-22 | 468 | 4 | 0.9 | 406 | 86.8 | 43 | 9.2 | 6 | 1.3 | 9 | 1.9 |
| 18H,6-24 | 496 | 5 | 1.0 | 433 | 87.3 | 43 | 8.7 | 6 | 1.2 | 9 | 1.8 |
| 24H,0-24 | 504 | 5 | 1.0 | 438 | 86.9 | 46 | 9.1 | 6 | 1.2 | 9 | 1.8 |

| TIME PERIOD | TOTAL VEHICLES | MOTOR-CYCLES | MOTOR-CYCLES% | CARS | CARS % | LGV | LGV % | HGV | HGV % | BUS | BUS % |
|---------------|----------------|--------------|---------------|------|--------|-----|-------|-----|-------|-----|-------|
| Sat 09-Dec-17 | | | | | | | | | | | |
| 00:00 | 3 | 0 | 0.0 | 3 | 100.0 | 0 | 0.0 | 0 | 0.0 | 0 | 0.0 |
| 01:00 | 0 | 0 | - | 0 | - | 0 | - | 0 | - | 0 | - |
| 02:00 | 1 | 0 | 0.0 | 1 | 100.0 | 0 | 0.0 | 0 | 0.0 | 0 | 0.0 |
| 03:00 | 0 | 0 | - | 0 | - | 0 | - | 0 | - | 0 | - |
| 04:00 | 0 | 0 | - | 0 | - | 0 | - | 0 | - | 0 | - |
| 05:00 | 1 | 0 | 0.0 | 0 | 0.0 | 1 | 100.0 | 0 | 0.0 | 0 | 0.0 |
| 06:00 | 3 | 0 | 0.0 | 3 | 100.0 | 0 | 0.0 | 0 | 0.0 | 0 | 0.0 |
| 07:00 | 8 | 0 | 0.0 | 6 | 75.0 | 1 | 12.5 | 1 | 12.5 | 0 | 0.0 |
| 08:00 | 14 | 0 | 0.0 | 11 | 78.6 | 2 | 14.3 | 0 | 0.0 | 1 | 7.1 |
| 09:00 | 26 | 0 | 0.0 | 25 | 96.2 | 0 | 0.0 | 0 | 0.0 | 1 | 3.9 |
| 10:00 | 22 | 0 | 0.0 | 19 | 86.4 | 2 | 9.1 | 0 | 0.0 | 1 | 4.6 |
| 11:00 | 33 | 0 | 0.0 | 28 | 84.9 | 4 | 12.1 | 0 | 0.0 | 1 | 3.0 |
| 12:00 | 33 | 0 | 0.0 | 29 | 87.9 | 3 | 9.1 | 0 | 0.0 | 1 | 3.0 |
| 13:00 | 38 | 0 | 0.0 | 35 | 92.1 | 3 | 7.9 | 0 | 0.0 | 0 | 0.0 |
| 14:00 | 34 | 0 | 0.0 | 32 | 94.1 | 1 | 2.9 | 0 | 0.0 | 1 | 2.9 |
| 15:00 | 39 | 0 | 0.0 | 35 | 89.7 | 3 | 7.7 | 0 | 0.0 | 1 | 2.6 |
| 16:00 | 42 | 0 | 0.0 | 42 | 100.0 | 0 | 0.0 | 0 | 0.0 | 0 | 0.0 |
| 17:00 | 41 | 0 | 0.0 | 36 | 87.8 | 3 | 7.3 | 1 | 2.4 | 1 | 2.4 |
| 18:00 | 25 | 0 | 0.0 | 23 | 92.0 | 1 | 4.0 | 0 | 0.0 | 1 | 4.0 |
| 19:00 | 25 | 0 | 0.0 | 23 | 92.0 | 2 | 8.0 | 0 | 0.0 | 0 | 0.0 |
| 20:00 | 10 | 1 | 10.0 | 9 | 90.0 | 0 | 0.0 | 0 | 0.0 | 0 | 0.0 |
| 21:00 | 14 | 0 | 0.0 | 14 | 100.0 | 0 | 0.0 | 0 | 0.0 | 0 | 0.0 |
| 22:00 | 12 | 0 | 0.0 | 12 | 100.0 | 0 | 0.0 | 0 | 0.0 | 0 | 0.0 |
| 23:00 | 6 | 0 | 0.0 | 6 | 100.0 | 0 | 0.0 | 0 | 0.0 | 0 | 0.0 |
| 12H,7-19 | 355 | 0 | 0.0 | 321 | 90.4 | 23 | 6.5 | 2 | 0.6 | 9 | 2.5 |
| 16H,6-22 | 407 | 1 | 0.3 | 370 | 90.9 | 25 | 6.1 | 2 | 0.5 | 9 | 2.2 |
| 18H,6-24 | 425 | 1 | 0.2 | 388 | 91.3 | 25 | 5.9 | 2 | 0.5 | 9 | 2.1 |
| 24H,0-24 | 430 | 1 | 0.2 | 392 | 91.2 | 26 | 6.1 | 2 | 0.5 | 9 | 2.1 |

22447 STEEPLE ASTON Site No: 22447001 Location Site 1, South Side, Steeple Aston (TG Pole)
 Fri 08-Dec-17 to Thu 14-Dec-17 Channel: Eastbound

| TIME PERIOD | TOTAL VEHICLES | MOTOR-CYCLES | MOTOR-CYCLES% | CARS | CARS % | LGV | LGV % | HGV | HGV % | BUS | BUS % |
|----------------------|----------------|--------------|---------------|------|--------|-----|-------|-----|-------|-----|-------|
| Sun 10-Dec-17 | | | | | | | | | | | |
| 00:00 | 2 | 0 | 0.0 | 2 | 100.0 | 0 | 0.0 | 0 | 0.0 | 0 | 0.0 |
| 01:00 | 2 | 0 | 0.0 | 2 | 100.0 | 0 | 0.0 | 0 | 0.0 | 0 | 0.0 |
| 02:00 | 2 | 0 | 0.0 | 2 | 100.0 | 0 | 0.0 | 0 | 0.0 | 0 | 0.0 |
| 03:00 | 0 | 0 | - | 0 | - | 0 | - | 0 | - | 0 | - |
| 04:00 | 0 | 0 | - | 0 | - | 0 | - | 0 | - | 0 | - |
| 05:00 | 1 | 0 | 0.0 | 0 | 0.0 | 1 | 100.0 | 0 | 0.0 | 0 | 0.0 |
| 06:00 | 1 | 0 | 0.0 | 1 | 100.0 | 0 | 0.0 | 0 | 0.0 | 0 | 0.0 |
| 07:00 | 3 | 0 | 0.0 | 1 | 33.3 | 2 | 66.7 | 0 | 0.0 | 0 | 0.0 |
| 08:00 | 4 | 0 | 0.0 | 4 | 100.0 | 0 | 0.0 | 0 | 0.0 | 0 | 0.0 |
| 09:00 | 5 | 0 | 0.0 | 3 | 60.0 | 2 | 40.0 | 0 | 0.0 | 0 | 0.0 |
| 10:00 | 4 | 0 | 0.0 | 4 | 100.0 | 0 | 0.0 | 0 | 0.0 | 0 | 0.0 |
| 11:00 | 16 | 0 | 0.0 | 15 | 93.8 | 0 | 0.0 | 1 | 6.3 | 0 | 0.0 |
| 12:00 | 14 | 0 | 0.0 | 14 | 100.0 | 0 | 0.0 | 0 | 0.0 | 0 | 0.0 |
| 13:00 | 8 | 0 | 0.0 | 8 | 100.0 | 0 | 0.0 | 0 | 0.0 | 0 | 0.0 |
| 14:00 | 3 | 0 | 0.0 | 3 | 100.0 | 0 | 0.0 | 0 | 0.0 | 0 | 0.0 |
| 15:00 | 0 | 0 | - | 0 | - | 0 | - | 0 | - | 0 | - |
| 16:00 | 0 | 0 | - | 0 | - | 0 | - | 0 | - | 0 | - |
| 17:00 | 0 | 0 | - | 0 | - | 0 | - | 0 | - | 0 | - |
| 18:00 | 0 | 0 | - | 0 | - | 0 | - | 0 | - | 0 | - |
| 19:00 | 0 | 0 | - | 0 | - | 0 | - | 0 | - | 0 | - |
| 20:00 | 0 | 0 | - | 0 | - | 0 | - | 0 | - | 0 | - |
| 21:00 | 0 | 0 | - | 0 | - | 0 | - | 0 | - | 0 | - |
| 22:00 | 0 | 0 | - | 0 | - | 0 | - | 0 | - | 0 | - |
| 23:00 | 0 | 0 | - | 0 | - | 0 | - | 0 | - | 0 | - |
| 12H,7-19 | 57 | 0 | 0.0 | 52 | 91.2 | 4 | 7.0 | 1 | 1.8 | 0 | 0.0 |
| 16H,6-22 | 58 | 0 | 0.0 | 53 | 91.4 | 4 | 6.9 | 1 | 1.7 | 0 | 0.0 |
| 18H,6-24 | 58 | 0 | 0.0 | 53 | 91.4 | 4 | 6.9 | 1 | 1.7 | 0 | 0.0 |
| 24H,0-24 | 65 | 0 | 0.0 | 59 | 90.8 | 5 | 7.7 | 1 | 1.5 | 0 | 0.0 |

22447 STEEPLE ASTON Site No: 22447001 Location Site 1, South Side, Steeple Aston (TG Pole)
 Fri 08-Dec-17 to Thu 14-Dec-17 Channel: Eastbound

| TIME PERIOD | TOTAL VEHICLES | MOTOR-CYCLES | MOTOR-CYCLES% | CARS | CARS % | LGV | LGV % | HGV | HGV % | BUS | BUS % |
|----------------------|----------------|--------------|---------------|------|--------|-----|-------|-----|-------|-----|-------|
| Mon 11-Dec-17 | | | | | | | | | | | |
| 00:00 | 0 | 0 | - | 0 | - | 0 | - | 0 | - | 0 | - |
| 01:00 | 0 | 0 | - | 0 | - | 0 | - | 0 | - | 0 | - |
| 02:00 | 0 | 0 | - | 0 | - | 0 | - | 0 | - | 0 | - |
| 03:00 | 0 | 0 | - | 0 | - | 0 | - | 0 | - | 0 | - |
| 04:00 | 0 | 0 | - | 0 | - | 0 | - | 0 | - | 0 | - |
| 05:00 | 0 | 0 | - | 0 | - | 0 | - | 0 | - | 0 | - |
| 06:00 | 0 | 0 | - | 0 | - | 0 | - | 0 | - | 0 | - |
| 07:00 | 0 | 0 | - | 0 | - | 0 | - | 0 | - | 0 | - |
| 08:00 | 0 | 0 | - | 0 | - | 0 | - | 0 | - | 0 | - |
| 09:00 | 0 | 0 | - | 0 | - | 0 | - | 0 | - | 0 | - |
| 10:00 | 0 | 0 | - | 0 | - | 0 | - | 0 | - | 0 | - |
| 11:00 | 0 | 0 | - | 0 | - | 0 | - | 0 | - | 0 | - |
| 12:00 | 0 | 0 | - | 0 | - | 0 | - | 0 | - | 0 | - |
| 13:00 | 0 | 0 | - | 0 | - | 0 | - | 0 | - | 0 | - |
| 14:00 | 0 | 0 | - | 0 | - | 0 | - | 0 | - | 0 | - |
| 15:00 | 0 | 0 | - | 0 | - | 0 | - | 0 | - | 0 | - |
| 16:00 | 0 | 0 | - | 0 | - | 0 | - | 0 | - | 0 | - |
| 17:00 | 0 | 0 | - | 0 | - | 0 | - | 0 | - | 0 | - |
| 18:00 | 0 | 0 | - | 0 | - | 0 | - | 0 | - | 0 | - |
| 19:00 | 0 | 0 | - | 0 | - | 0 | - | 0 | - | 0 | - |
| 20:00 | 0 | 0 | - | 0 | - | 0 | - | 0 | - | 0 | - |
| 21:00 | 0 | 0 | - | 0 | - | 0 | - | 0 | - | 0 | - |
| 22:00 | 0 | 0 | - | 0 | - | 0 | - | 0 | - | 0 | - |
| 23:00 | 0 | 0 | - | 0 | - | 0 | - | 0 | - | 0 | - |
| 12H,7-19 | 0 | 0 | - | 0 | - | 0 | - | 0 | - | 0 | - |
| 16H,6-22 | 0 | 0 | - | 0 | - | 0 | - | 0 | - | 0 | - |
| 18H,6-24 | 0 | 0 | - | 0 | - | 0 | - | 0 | - | 0 | - |
| 24H,0-24 | 0 | 0 | - | 0 | - | 0 | - | 0 | - | 0 | - |

| TIME PERIOD | TOTAL VEHICLES | MOTOR-CYCLES | MOTOR-CYCLES% | CARS | CARS % | LGV | LGV % | HGV | HGV % | BUS | BUS % |
|---------------|----------------|--------------|---------------|------|--------|-----|-------|-----|-------|-----|-------|
| Tue 12-Dec-17 | | | | | | | | | | | |
| 00:00 | 0 | 0 | - | 0 | - | 0 | - | 0 | - | 0 | - |
| 01:00 | 0 | 0 | - | 0 | - | 0 | - | 0 | - | 0 | - |
| 02:00 | 0 | 0 | - | 0 | - | 0 | - | 0 | - | 0 | - |
| 03:00 | 0 | 0 | - | 0 | - | 0 | - | 0 | - | 0 | - |
| 04:00 | 0 | 0 | - | 0 | - | 0 | - | 0 | - | 0 | - |
| 05:00 | 0 | 0 | - | 0 | - | 0 | - | 0 | - | 0 | - |
| 06:00 | 0 | 0 | - | 0 | - | 0 | - | 0 | - | 0 | - |
| 07:00 | 22 | 0 | 0.0 | 16 | 72.7 | 1 | 4.6 | 4 | 18.2 | 1 | 4.6 |
| 08:00 | 33 | 0 | 0.0 | 28 | 84.9 | 4 | 12.1 | 1 | 3.0 | 0 | 0.0 |
| 09:00 | 25 | 0 | 0.0 | 19 | 76.0 | 5 | 20.0 | 1 | 4.0 | 0 | 0.0 |
| 10:00 | 12 | 0 | 0.0 | 8 | 66.7 | 3 | 25.0 | 1 | 8.3 | 0 | 0.0 |
| 11:00 | 33 | 0 | 0.0 | 29 | 87.9 | 3 | 9.1 | 1 | 3.0 | 0 | 0.0 |
| 12:00 | 40 | 0 | 0.0 | 36 | 90.0 | 3 | 7.5 | 1 | 2.5 | 0 | 0.0 |
| 13:00 | 31 | 0 | 0.0 | 26 | 83.9 | 4 | 12.9 | 1 | 3.2 | 0 | 0.0 |
| 14:00 | 37 | 0 | 0.0 | 32 | 86.5 | 4 | 10.8 | 0 | 0.0 | 1 | 2.7 |
| 15:00 | 43 | 0 | 0.0 | 36 | 83.7 | 5 | 11.6 | 1 | 2.3 | 1 | 2.3 |
| 16:00 | 45 | 0 | 0.0 | 40 | 88.9 | 4 | 8.9 | 1 | 2.2 | 0 | 0.0 |
| 17:00 | 57 | 0 | 0.0 | 53 | 93.0 | 3 | 5.3 | 1 | 1.8 | 0 | 0.0 |
| 18:00 | 28 | 0 | 0.0 | 28 | 100.0 | 0 | 0.0 | 0 | 0.0 | 0 | 0.0 |
| 19:00 | 22 | 0 | 0.0 | 22 | 100.0 | 0 | 0.0 | 0 | 0.0 | 0 | 0.0 |
| 20:00 | 9 | 0 | 0.0 | 9 | 100.0 | 0 | 0.0 | 0 | 0.0 | 0 | 0.0 |
| 21:00 | 12 | 0 | 0.0 | 11 | 91.7 | 0 | 0.0 | 1 | 8.3 | 0 | 0.0 |
| 22:00 | 10 | 0 | 0.0 | 8 | 80.0 | 2 | 20.0 | 0 | 0.0 | 0 | 0.0 |
| 23:00 | 2 | 0 | 0.0 | 2 | 100.0 | 0 | 0.0 | 0 | 0.0 | 0 | 0.0 |
| 12H,7-19 | 406 | 0 | 0.0 | 351 | 86.5 | 39 | 9.6 | 13 | 3.2 | 3 | 0.7 |
| 16H,6-22 | 449 | 0 | 0.0 | 393 | 87.5 | 39 | 8.7 | 14 | 3.1 | 3 | 0.7 |
| 18H,6-24 | 461 | 0 | 0.0 | 403 | 87.4 | 41 | 8.9 | 14 | 3.0 | 3 | 0.7 |
| 24H,0-24 | 461 | 0 | 0.0 | 403 | 87.4 | 41 | 8.9 | 14 | 3.0 | 3 | 0.7 |

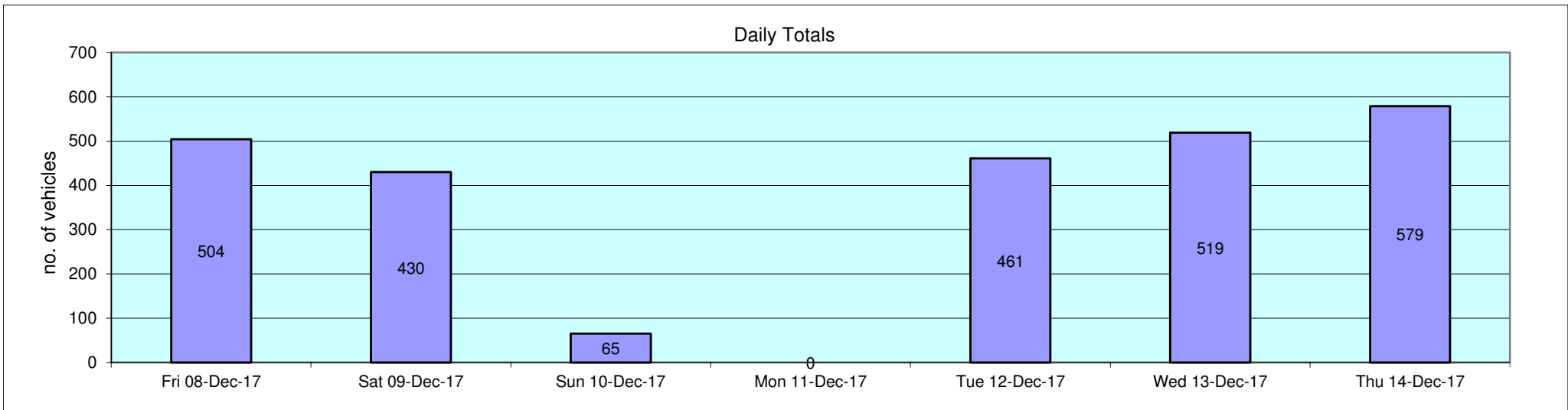
22447 STEEPLE ASTON Site No: 22447001 Location Site 1, South Side, Steeple Aston (TG Pole)
 Fri 08-Dec-17 to Thu 14-Dec-17 Channel: Eastbound

| TIME PERIOD | TOTAL VEHICLES | MOTOR-CYCLES | MOTOR-CYCLES% | CARS | CARS % | LGV | LGV % | HGV | HGV % | BUS | BUS % |
|---------------|----------------|--------------|---------------|------|--------|-----|-------|-----|-------|-----|-------|
| Wed 13-Dec-17 | | | | | | | | | | | |
| 00:00 | 0 | 0 | - | 0 | - | 0 | - | 0 | - | 0 | - |
| 01:00 | 0 | 0 | - | 0 | - | 0 | - | 0 | - | 0 | - |
| 02:00 | 0 | 0 | - | 0 | - | 0 | - | 0 | - | 0 | - |
| 03:00 | 1 | 0 | 0.0 | 1 | 100.0 | 0 | 0.0 | 0 | 0.0 | 0 | 0.0 |
| 04:00 | 0 | 0 | - | 0 | - | 0 | - | 0 | - | 0 | - |
| 05:00 | 3 | 0 | 0.0 | 2 | 66.7 | 1 | 33.3 | 0 | 0.0 | 0 | 0.0 |
| 06:00 | 4 | 0 | 0.0 | 2 | 50.0 | 1 | 25.0 | 1 | 25.0 | 0 | 0.0 |
| 07:00 | 20 | 0 | 0.0 | 13 | 65.0 | 1 | 5.0 | 5 | 25.0 | 1 | 5.0 |
| 08:00 | 34 | 0 | 0.0 | 28 | 82.4 | 5 | 14.7 | 1 | 2.9 | 0 | 0.0 |
| 09:00 | 30 | 0 | 0.0 | 24 | 80.0 | 5 | 16.7 | 1 | 3.3 | 0 | 0.0 |
| 10:00 | 14 | 0 | 0.0 | 11 | 78.6 | 2 | 14.3 | 1 | 7.1 | 0 | 0.0 |
| 11:00 | 32 | 0 | 0.0 | 26 | 81.3 | 5 | 15.6 | 1 | 3.1 | 0 | 0.0 |
| 12:00 | 29 | 1 | 3.5 | 24 | 82.8 | 3 | 10.3 | 1 | 3.5 | 0 | 0.0 |
| 13:00 | 28 | 0 | 0.0 | 25 | 89.3 | 2 | 7.1 | 1 | 3.6 | 0 | 0.0 |
| 14:00 | 42 | 1 | 2.4 | 37 | 88.1 | 3 | 7.1 | 0 | 0.0 | 1 | 2.4 |
| 15:00 | 53 | 0 | 0.0 | 47 | 88.7 | 4 | 7.6 | 1 | 1.9 | 1 | 1.9 |
| 16:00 | 51 | 0 | 0.0 | 47 | 92.2 | 3 | 5.9 | 1 | 2.0 | 0 | 0.0 |
| 17:00 | 48 | 0 | 0.0 | 47 | 97.9 | 0 | 0.0 | 1 | 2.1 | 0 | 0.0 |
| 18:00 | 52 | 0 | 0.0 | 49 | 94.2 | 2 | 3.9 | 1 | 1.9 | 0 | 0.0 |
| 19:00 | 21 | 0 | 0.0 | 20 | 95.2 | 1 | 4.8 | 0 | 0.0 | 0 | 0.0 |
| 20:00 | 25 | 0 | 0.0 | 24 | 96.0 | 1 | 4.0 | 0 | 0.0 | 0 | 0.0 |
| 21:00 | 15 | 0 | 0.0 | 14 | 93.3 | 1 | 6.7 | 0 | 0.0 | 0 | 0.0 |
| 22:00 | 8 | 0 | 0.0 | 7 | 87.5 | 0 | 0.0 | 1 | 12.5 | 0 | 0.0 |
| 23:00 | 9 | 0 | 0.0 | 9 | 100.0 | 0 | 0.0 | 0 | 0.0 | 0 | 0.0 |
| 12H,7-19 | 433 | 2 | 0.5 | 378 | 87.3 | 35 | 8.1 | 15 | 3.5 | 3 | 0.7 |
| 16H,6-22 | 498 | 2 | 0.4 | 438 | 88.0 | 39 | 7.8 | 16 | 3.2 | 3 | 0.6 |
| 18H,6-24 | 515 | 2 | 0.4 | 454 | 88.2 | 39 | 7.6 | 17 | 3.3 | 3 | 0.6 |
| 24H,0-24 | 519 | 2 | 0.4 | 457 | 88.1 | 40 | 7.7 | 17 | 3.3 | 3 | 0.6 |

| TIME PERIOD | TOTAL VEHICLES | MOTOR-CYCLES | MOTOR-CYCLES% | CARS | CARS % | LGV | LGV % | HGV | HGV % | BUS | BUS % |
|---------------|----------------|--------------|---------------|------|--------|-----|-------|-----|-------|-----|-------|
| Thu 14-Dec-17 | | | | | | | | | | | |
| 00:00 | 2 | 1 | 50.0 | 1 | 50.0 | 0 | 0.0 | 0 | 0.0 | 0 | 0.0 |
| 01:00 | 1 | 0 | 0.0 | 1 | 100.0 | 0 | 0.0 | 0 | 0.0 | 0 | 0.0 |
| 02:00 | 0 | 0 | - | 0 | - | 0 | - | 0 | - | 0 | - |
| 03:00 | 1 | 0 | 0.0 | 1 | 100.0 | 0 | 0.0 | 0 | 0.0 | 0 | 0.0 |
| 04:00 | 0 | 0 | - | 0 | - | 0 | - | 0 | - | 0 | - |
| 05:00 | 4 | 0 | 0.0 | 1 | 25.0 | 3 | 75.0 | 0 | 0.0 | 0 | 0.0 |
| 06:00 | 3 | 0 | 0.0 | 2 | 66.7 | 0 | 0.0 | 1 | 33.3 | 0 | 0.0 |
| 07:00 | 22 | 0 | 0.0 | 15 | 68.2 | 4 | 18.2 | 3 | 13.6 | 0 | 0.0 |
| 08:00 | 46 | 0 | 0.0 | 40 | 87.0 | 5 | 10.9 | 1 | 2.2 | 0 | 0.0 |
| 09:00 | 36 | 0 | 0.0 | 31 | 86.1 | 4 | 11.1 | 1 | 2.8 | 0 | 0.0 |
| 10:00 | 22 | 0 | 0.0 | 20 | 90.9 | 2 | 9.1 | 0 | 0.0 | 0 | 0.0 |
| 11:00 | 21 | 0 | 0.0 | 18 | 85.7 | 2 | 9.5 | 1 | 4.8 | 0 | 0.0 |
| 12:00 | 39 | 0 | 0.0 | 35 | 89.7 | 2 | 5.1 | 2 | 5.1 | 0 | 0.0 |
| 13:00 | 24 | 0 | 0.0 | 18 | 75.0 | 5 | 20.8 | 1 | 4.2 | 0 | 0.0 |
| 14:00 | 34 | 0 | 0.0 | 29 | 85.3 | 4 | 11.8 | 1 | 2.9 | 0 | 0.0 |
| 15:00 | 45 | 0 | 0.0 | 40 | 88.9 | 3 | 6.7 | 1 | 2.2 | 1 | 2.2 |
| 16:00 | 68 | 0 | 0.0 | 63 | 92.7 | 4 | 5.9 | 1 | 1.5 | 0 | 0.0 |
| 17:00 | 75 | 2 | 2.7 | 68 | 90.7 | 4 | 5.3 | 1 | 1.3 | 0 | 0.0 |
| 18:00 | 39 | 0 | 0.0 | 37 | 94.9 | 2 | 5.1 | 0 | 0.0 | 0 | 0.0 |
| 19:00 | 34 | 0 | 0.0 | 31 | 91.2 | 2 | 5.9 | 1 | 2.9 | 0 | 0.0 |
| 20:00 | 20 | 0 | 0.0 | 18 | 90.0 | 2 | 10.0 | 0 | 0.0 | 0 | 0.0 |
| 21:00 | 18 | 0 | 0.0 | 17 | 94.4 | 1 | 5.6 | 0 | 0.0 | 0 | 0.0 |
| 22:00 | 19 | 0 | 0.0 | 17 | 89.5 | 2 | 10.5 | 0 | 0.0 | 0 | 0.0 |
| 23:00 | 6 | 0 | 0.0 | 6 | 100.0 | 0 | 0.0 | 0 | 0.0 | 0 | 0.0 |
| 12H,7-19 | 471 | 2 | 0.4 | 414 | 87.9 | 41 | 8.7 | 13 | 2.8 | 1 | 0.2 |
| 16H,6-22 | 546 | 2 | 0.4 | 482 | 88.3 | 46 | 8.4 | 15 | 2.8 | 1 | 0.2 |
| 18H,6-24 | 571 | 2 | 0.4 | 505 | 88.4 | 48 | 8.4 | 15 | 2.6 | 1 | 0.2 |
| 24H,0-24 | 579 | 3 | 0.5 | 509 | 87.9 | 51 | 8.8 | 15 | 2.6 | 1 | 0.2 |

22447 STEEPLE ASTON Site No: 22447001 Location Site 1, South Side, Steeple Aston (TG Pole)
 Fri 08-Dec-17 to Thu 14-Dec-17 Channel: Eastbound

| TIME PERIOD | TOTAL VEHICLES | MOTOR-CYCLES | MOTOR-CYCLES% | CARS | CARS % | LGV | LGV % | HGV | HGV % | BUS | BUS % |
|-----------------------|----------------|--------------|---------------|------|--------|-----|-------|-----|-------|-----|-------|
| Daily Totals | | | | | | | | | | | |
| Fri 08-Dec-17 | 504 | 5 | 1.0 | 438 | 86.9 | 46 | 9.1 | 6 | 1.2 | 9 | 1.8 |
| Sat 09-Dec-17 | 430 | 1 | 0.2 | 392 | 91.2 | 26 | 6.1 | 2 | 0.5 | 9 | 2.1 |
| Sun 10-Dec-17 | 65 | 0 | 0.0 | 59 | 90.8 | 5 | 7.7 | 1 | 1.5 | 0 | 0.0 |
| Mon 11-Dec-17 | 0 | 0 | - | 0 | - | 0 | - | 0 | - | 0 | - |
| Tue 12-Dec-17 | 461 | 0 | 0.0 | 403 | 87.4 | 41 | 8.9 | 14 | 3.0 | 3 | 0.7 |
| Wed 13-Dec-17 | 519 | 2 | 0.4 | 457 | 88.1 | 40 | 7.7 | 17 | 3.3 | 3 | 0.6 |
| Thu 14-Dec-17 | 579 | 3 | 0.5 | 509 | 87.9 | 51 | 8.8 | 15 | 2.6 | 1 | 0.2 |
| Total Vehicles | | | | | | | | | | | |
| [--] | 2558 | 11 | 0.3 | 2258 | 76.0 | 209 | 6.9 | 55 | 1.7 | 25 | 0.8 |



| Time Period | Total Vehicles | 85%ile Speed | Mean Speed | Stand Dev. | <11Mph | 11-<16 | 16-<21 | 21-<26 | 26-<31 | 31-<36 | 36-<41 | 41-<46 | 46-<51 | 51-<56 | 56-<61 | =>61 |
|----------------------|----------------|--------------|-------------|------------|----------|----------|----------|-----------|-----------|------------|------------|-----------|-----------|----------|----------|----------|
| Fri 08-Dec-17 | | | | | | | | | | | | | | | | |
| 00:00 | 1 | - | 43.5 | - | 0 | 0 | 0 | 0 | 0 | 0 | 0 | 1 | 0 | 0 | 0 | 0 |
| 01:00 | 4 | - | 37.3 | 2.8 | 0 | 0 | 0 | 0 | 0 | 1 | 3 | 0 | 0 | 0 | 0 | 0 |
| 02:00 | 1 | - | 43.5 | - | 0 | 0 | 0 | 0 | 0 | 0 | 0 | 1 | 0 | 0 | 0 | 0 |
| 03:00 | 0 | - | - | - | 0 | 0 | 0 | 0 | 0 | 0 | 0 | 0 | 0 | 0 | 0 | 0 |
| 04:00 | 0 | - | - | - | 0 | 0 | 0 | 0 | 0 | 0 | 0 | 0 | 0 | 0 | 0 | 0 |
| 05:00 | 2 | - | 46 | 3.5 | 0 | 0 | 0 | 0 | 0 | 0 | 0 | 1 | 1 | 0 | 0 | 0 |
| 06:00 | 4 | - | 37.3 | 10.4 | 0 | 0 | 0 | 0 | 2 | 0 | 0 | 1 | 1 | 0 | 0 | 0 |
| 07:00 | 15 | 43.1 | 35.5 | 7.1 | 0 | 0 | 0 | 1 | 3 | 5 | 2 | 3 | 1 | 0 | 0 | 0 |
| 08:00 | 38 | 43 | 36.5 | 6.8 | 0 | 0 | 1 | 2 | 3 | 10 | 13 | 7 | 2 | 0 | 0 | 0 |
| 09:00 | 19 | 45.4 | 38 | 7.7 | 0 | 0 | 1 | 0 | 2 | 3 | 7 | 3 | 3 | 0 | 0 | 0 |
| 10:00 | 38 | 43.4 | 35.7 | 7.8 | 0 | 0 | 1 | 2 | 6 | 13 | 6 | 8 | 1 | 0 | 1 | 0 |
| 11:00 | 25 | 43.8 | 37.1 | 7.8 | 0 | 0 | 1 | 2 | 0 | 7 | 8 | 5 | 1 | 1 | 0 | 0 |
| 12:00 | 38 | 42 | 35.5 | 7.8 | 0 | 0 | 1 | 2 | 7 | 11 | 10 | 4 | 2 | 0 | 1 | 0 |
| 13:00 | 27 | 42.8 | 35.2 | 8 | 0 | 1 | 1 | 1 | 3 | 7 | 7 | 7 | 0 | 0 | 0 | 0 |
| 14:00 | 53 | 43.1 | 37.1 | 5.9 | 0 | 0 | 1 | 1 | 3 | 17 | 18 | 11 | 2 | 0 | 0 | 0 |
| 15:00 | 45 | 40.3 | 35.3 | 5.6 | 0 | 0 | 1 | 2 | 4 | 16 | 17 | 5 | 0 | 0 | 0 | 0 |
| 16:00 | 42 | 43.3 | 36.4 | 6.6 | 0 | 0 | 0 | 0 | 11 | 10 | 10 | 9 | 1 | 1 | 0 | 0 |
| 17:00 | 36 | 40.4 | 34.6 | 7 | 0 | 1 | 0 | 1 | 6 | 16 | 7 | 2 | 3 | 0 | 0 | 0 |
| 18:00 | 39 | 42.2 | 35.8 | 6 | 0 | 0 | 0 | 1 | 8 | 11 | 11 | 7 | 1 | 0 | 0 | 0 |
| 19:00 | 21 | 41.6 | 36.6 | 6 | 0 | 0 | 0 | 1 | 2 | 6 | 8 | 3 | 1 | 0 | 0 | 0 |
| 20:00 | 16 | 41.2 | 34.8 | 6.3 | 0 | 0 | 0 | 1 | 4 | 4 | 4 | 3 | 0 | 0 | 0 | 0 |
| 21:00 | 12 | 39.5 | 35.2 | 7.6 | 0 | 0 | 0 | 0 | 4 | 4 | 2 | 1 | 0 | 1 | 0 | 0 |
| 22:00 | 23 | 39.6 | 35.2 | 5.1 | 0 | 0 | 0 | 0 | 4 | 10 | 7 | 1 | 1 | 0 | 0 | 0 |
| 23:00 | 5 | - | 38.5 | 7.9 | 0 | 0 | 0 | 0 | 1 | 1 | 1 | 1 | 1 | 0 | 0 | 0 |
| 12H,7-19 | 415 | 43.1 | 36 | 6.9 | 0 | 2 | 8 | 15 | 56 | 126 | 116 | 71 | 17 | 2 | 2 | 0 |
| 16H,6-22 | 468 | 43 | 36 | 6.9 | 0 | 2 | 8 | 17 | 68 | 140 | 130 | 79 | 19 | 3 | 2 | 0 |
| 18H,6-24 | 496 | 43 | 36 | 6.8 | 0 | 2 | 8 | 17 | 73 | 151 | 138 | 81 | 21 | 3 | 2 | 0 |
| 24H,0-24 | 504 | 43.1 | 36.1 | 6.8 | 0 | 2 | 8 | 17 | 73 | 152 | 141 | 84 | 22 | 3 | 2 | 0 |

| Time Period | Total Vehicles | 85%ile Speed | Mean Speed | Stand Dev. | <11Mph | 11-<16 | 16-<21 | 21-<26 | 26-<31 | 31-<36 | 36-<41 | 41-<46 | 46-<51 | 51-<56 | 56-<61 | =>61 |
|----------------------|----------------|--------------|------------|------------|--------|--------|--------|--------|--------|--------|--------|--------|--------|--------|--------|------|
| Sat 09-Dec-17 | | | | | | | | | | | | | | | | |
| 00:00 | 3 | - | 40.2 | 10.4 | 0 | 0 | 0 | 0 | 1 | 0 | 0 | 1 | 1 | 0 | 0 | 0 |
| 01:00 | 0 | - | - | - | 0 | 0 | 0 | 0 | 0 | 0 | 0 | 0 | 0 | 0 | 0 | 0 |
| 02:00 | 1 | - | 33.5 | - | 0 | 0 | 0 | 0 | 0 | 1 | 0 | 0 | 0 | 0 | 0 | 0 |
| 03:00 | 0 | - | - | - | 0 | 0 | 0 | 0 | 0 | 0 | 0 | 0 | 0 | 0 | 0 | 0 |
| 04:00 | 0 | - | - | - | 0 | 0 | 0 | 0 | 0 | 0 | 0 | 0 | 0 | 0 | 0 | 0 |
| 05:00 | 1 | - | 48.5 | - | 0 | 0 | 0 | 0 | 0 | 0 | 0 | 0 | 1 | 0 | 0 | 0 |
| 06:00 | 3 | - | 41.8 | 11.6 | 0 | 0 | 0 | 0 | 1 | 0 | 0 | 0 | 2 | 0 | 0 | 0 |
| 07:00 | 8 | - | 32.3 | 7.5 | 0 | 0 | 0 | 1 | 3 | 3 | 0 | 0 | 1 | 0 | 0 | 0 |
| 08:00 | 14 | 41.7 | 38.1 | 4.4 | 0 | 0 | 0 | 0 | 1 | 2 | 8 | 3 | 0 | 0 | 0 | 0 |
| 09:00 | 26 | 40.3 | 33.3 | 8.4 | 0 | 1 | 3 | 0 | 4 | 5 | 10 | 3 | 0 | 0 | 0 | 0 |
| 10:00 | 22 | 43.8 | 36.2 | 7.5 | 0 | 0 | 1 | 0 | 4 | 6 | 5 | 4 | 2 | 0 | 0 | 0 |
| 11:00 | 33 | 41.9 | 35 | 8.9 | 0 | 1 | 3 | 2 | 0 | 9 | 12 | 3 | 3 | 0 | 0 | 0 |
| 12:00 | 33 | 43.2 | 35.8 | 7.4 | 0 | 0 | 1 | 2 | 4 | 11 | 6 | 8 | 0 | 1 | 0 | 0 |
| 13:00 | 38 | 40.1 | 33.6 | 7.2 | 0 | 1 | 1 | 1 | 11 | 8 | 12 | 3 | 1 | 0 | 0 | 0 |
| 14:00 | 34 | 38.1 | 32.5 | 6.2 | 0 | 0 | 2 | 1 | 10 | 12 | 8 | 0 | 1 | 0 | 0 | 0 |
| 15:00 | 39 | 40 | 35 | 5.2 | 0 | 0 | 0 | 2 | 6 | 12 | 16 | 3 | 0 | 0 | 0 | 0 |
| 16:00 | 42 | 41.9 | 35.4 | 6.3 | 0 | 0 | 0 | 4 | 4 | 15 | 11 | 7 | 1 | 0 | 0 | 0 |
| 17:00 | 41 | 39.6 | 35.3 | 4.5 | 0 | 0 | 0 | 0 | 5 | 20 | 13 | 2 | 1 | 0 | 0 | 0 |
| 18:00 | 25 | 40.2 | 35.9 | 5.2 | 0 | 0 | 0 | 1 | 1 | 12 | 8 | 2 | 1 | 0 | 0 | 0 |
| 19:00 | 25 | 41.8 | 34.9 | 5.9 | 0 | 0 | 1 | 0 | 2 | 15 | 2 | 5 | 0 | 0 | 0 | 0 |
| 20:00 | 10 | 46 | 38 | 8.1 | 0 | 0 | 0 | 1 | 0 | 4 | 1 | 2 | 2 | 0 | 0 | 0 |
| 21:00 | 14 | 37.8 | 33.9 | 4.4 | 0 | 0 | 0 | 1 | 1 | 8 | 4 | 0 | 0 | 0 | 0 | 0 |
| 22:00 | 12 | 38.8 | 33.9 | 5.2 | 0 | 0 | 0 | 0 | 4 | 4 | 3 | 1 | 0 | 0 | 0 | 0 |
| 23:00 | 6 | - | 37.7 | 2.5 | 0 | 0 | 0 | 0 | 0 | 1 | 5 | 0 | 0 | 0 | 0 | 0 |
| 12H,7-19 | 355 | 40.8 | 34.9 | 6.7 | 0 | 3 | 11 | 14 | 53 | 115 | 109 | 38 | 11 | 1 | 0 | 0 |
| 16H,6-22 | 407 | 41 | 34.9 | 6.7 | 0 | 3 | 12 | 16 | 57 | 142 | 116 | 45 | 15 | 1 | 0 | 0 |
| 18H,6-24 | 425 | 40.9 | 35 | 6.6 | 0 | 3 | 12 | 16 | 61 | 147 | 124 | 46 | 15 | 1 | 0 | 0 |
| 24H,0-24 | 430 | 41 | 35 | 6.6 | 0 | 3 | 12 | 16 | 62 | 148 | 124 | 47 | 17 | 1 | 0 | 0 |

| Time Period | Total Vehicles | 85%ile Speed | Mean Speed | Stand Dev. | <11Mph | 11-<16 | 16-<21 | 21-<26 | 26-<31 | 31-<36 | 36-<41 | 41-<46 | 46-<51 | 51-<56 | 56-<61 | =>61 |
|----------------------|----------------|--------------|------------|------------|--------|--------|--------|--------|--------|--------|--------|--------|--------|--------|--------|------|
| Sun 10-Dec-17 | | | | | | | | | | | | | | | | |
| 00:00 | 2 | - | 38.5 | 7.1 | 0 | 0 | 0 | 0 | 0 | 1 | 0 | 1 | 0 | 0 | 0 | 0 |
| 01:00 | 2 | - | 33.5 | 1.8 | 0 | 0 | 0 | 0 | 0 | 2 | 0 | 0 | 0 | 0 | 0 | 0 |
| 02:00 | 2 | - | 36 | 3.5 | 0 | 0 | 0 | 0 | 0 | 1 | 1 | 0 | 0 | 0 | 0 | 0 |
| 03:00 | 0 | - | - | - | 0 | 0 | 0 | 0 | 0 | 0 | 0 | 0 | 0 | 0 | 0 | 0 |
| 04:00 | 0 | - | - | - | 0 | 0 | 0 | 0 | 0 | 0 | 0 | 0 | 0 | 0 | 0 | 0 |
| 05:00 | 1 | - | 18.5 | - | 0 | 0 | 1 | 0 | 0 | 0 | 0 | 0 | 0 | 0 | 0 | 0 |
| 06:00 | 1 | - | 13.5 | - | 0 | 1 | 0 | 0 | 0 | 0 | 0 | 0 | 0 | 0 | 0 | 0 |
| 07:00 | 3 | - | 21.8 | 7.6 | 0 | 1 | 0 | 1 | 1 | 0 | 0 | 0 | 0 | 0 | 0 | 0 |
| 08:00 | 4 | - | 21 | 6.5 | 0 | 1 | 1 | 1 | 1 | 0 | 0 | 0 | 0 | 0 | 0 | 0 |
| 09:00 | 5 | - | 21.5 | 5.8 | 0 | 1 | 1 | 2 | 1 | 0 | 0 | 0 | 0 | 0 | 0 | 0 |
| 10:00 | 4 | - | 22.3 | 4.9 | 0 | 0 | 2 | 1 | 1 | 0 | 0 | 0 | 0 | 0 | 0 | 0 |
| 11:00 | 16 | 18.9 | 15.1 | 3.7 | 2 | 7 | 7 | 0 | 0 | 0 | 0 | 0 | 0 | 0 | 0 | 0 |
| 12:00 | 14 | 19.7 | 15.7 | 4.4 | 2 | 5 | 6 | 1 | 0 | 0 | 0 | 0 | 0 | 0 | 0 | 0 |
| 13:00 | 8 | - | 17.9 | 5.7 | 1 | 2 | 2 | 3 | 0 | 0 | 0 | 0 | 0 | 0 | 0 | 0 |
| 14:00 | 3 | - | 16.8 | 3.1 | 0 | 1 | 2 | 0 | 0 | 0 | 0 | 0 | 0 | 0 | 0 | 0 |
| 15:00 | 0 | - | - | - | 0 | 0 | 0 | 0 | 0 | 0 | 0 | 0 | 0 | 0 | 0 | 0 |
| 16:00 | 0 | - | - | - | 0 | 0 | 0 | 0 | 0 | 0 | 0 | 0 | 0 | 0 | 0 | 0 |
| 17:00 | 0 | - | - | - | 0 | 0 | 0 | 0 | 0 | 0 | 0 | 0 | 0 | 0 | 0 | 0 |
| 18:00 | 0 | - | - | - | 0 | 0 | 0 | 0 | 0 | 0 | 0 | 0 | 0 | 0 | 0 | 0 |
| 19:00 | 0 | - | - | - | 0 | 0 | 0 | 0 | 0 | 0 | 0 | 0 | 0 | 0 | 0 | 0 |
| 20:00 | 0 | - | - | - | 0 | 0 | 0 | 0 | 0 | 0 | 0 | 0 | 0 | 0 | 0 | 0 |
| 21:00 | 0 | - | - | - | 0 | 0 | 0 | 0 | 0 | 0 | 0 | 0 | 0 | 0 | 0 | 0 |
| 22:00 | 0 | - | - | - | 0 | 0 | 0 | 0 | 0 | 0 | 0 | 0 | 0 | 0 | 0 | 0 |
| 23:00 | 0 | - | - | - | 0 | 0 | 0 | 0 | 0 | 0 | 0 | 0 | 0 | 0 | 0 | 0 |
| 12H,7-19 | 57 | 23.2 | 17.6 | 5.3 | 5 | 18 | 21 | 9 | 4 | 0 | 0 | 0 | 0 | 0 | 0 | 0 |
| 16H,6-22 | 58 | 23.1 | 17.5 | 5.3 | 5 | 19 | 21 | 9 | 4 | 0 | 0 | 0 | 0 | 0 | 0 | 0 |
| 18H,6-24 | 58 | 23.1 | 17.5 | 5.3 | 5 | 19 | 21 | 9 | 4 | 0 | 0 | 0 | 0 | 0 | 0 | 0 |
| 24H,0-24 | 65 | 25.7 | 19.2 | 7.5 | 5 | 19 | 22 | 9 | 4 | 4 | 1 | 1 | 0 | 0 | 0 | 0 |

22447 STEEPLE ASTON Site No: 22447001 Location Site 1, South Side, Steeple Aston (TG Pole)
 Fri 08-Dec-17 to Thu 14-Dec-17 Channel: Eastbound

| Time Period | Total Vehicles | 85%ile Speed | Mean Speed | Stand Dev. | <11Mph | 11-<16 | 16-<21 | 21-<26 | 26-<31 | 31-<36 | 36-<41 | 41-<46 | 46-<51 | 51-<56 | 56-<61 | =>61 |
|----------------------|----------------|--------------|------------|------------|--------|--------|--------|--------|--------|--------|--------|--------|--------|--------|--------|------|
| Mon 11-Dec-17 | | | | | | | | | | | | | | | | |
| 00:00 | 0 | - | - | - | 0 | 0 | 0 | 0 | 0 | 0 | 0 | 0 | 0 | 0 | 0 | 0 |
| 01:00 | 0 | - | - | - | 0 | 0 | 0 | 0 | 0 | 0 | 0 | 0 | 0 | 0 | 0 | 0 |
| 02:00 | 0 | - | - | - | 0 | 0 | 0 | 0 | 0 | 0 | 0 | 0 | 0 | 0 | 0 | 0 |
| 03:00 | 0 | - | - | - | 0 | 0 | 0 | 0 | 0 | 0 | 0 | 0 | 0 | 0 | 0 | 0 |
| 04:00 | 0 | - | - | - | 0 | 0 | 0 | 0 | 0 | 0 | 0 | 0 | 0 | 0 | 0 | 0 |
| 05:00 | 0 | - | - | - | 0 | 0 | 0 | 0 | 0 | 0 | 0 | 0 | 0 | 0 | 0 | 0 |
| 06:00 | 0 | - | - | - | 0 | 0 | 0 | 0 | 0 | 0 | 0 | 0 | 0 | 0 | 0 | 0 |
| 07:00 | 0 | - | - | - | 0 | 0 | 0 | 0 | 0 | 0 | 0 | 0 | 0 | 0 | 0 | 0 |
| 08:00 | 0 | - | - | - | 0 | 0 | 0 | 0 | 0 | 0 | 0 | 0 | 0 | 0 | 0 | 0 |
| 09:00 | 0 | - | - | - | 0 | 0 | 0 | 0 | 0 | 0 | 0 | 0 | 0 | 0 | 0 | 0 |
| 10:00 | 0 | - | - | - | 0 | 0 | 0 | 0 | 0 | 0 | 0 | 0 | 0 | 0 | 0 | 0 |
| 11:00 | 0 | - | - | - | 0 | 0 | 0 | 0 | 0 | 0 | 0 | 0 | 0 | 0 | 0 | 0 |
| 12:00 | 0 | - | - | - | 0 | 0 | 0 | 0 | 0 | 0 | 0 | 0 | 0 | 0 | 0 | 0 |
| 13:00 | 0 | - | - | - | 0 | 0 | 0 | 0 | 0 | 0 | 0 | 0 | 0 | 0 | 0 | 0 |
| 14:00 | 0 | - | - | - | 0 | 0 | 0 | 0 | 0 | 0 | 0 | 0 | 0 | 0 | 0 | 0 |
| 15:00 | 0 | - | - | - | 0 | 0 | 0 | 0 | 0 | 0 | 0 | 0 | 0 | 0 | 0 | 0 |
| 16:00 | 0 | - | - | - | 0 | 0 | 0 | 0 | 0 | 0 | 0 | 0 | 0 | 0 | 0 | 0 |
| 17:00 | 0 | - | - | - | 0 | 0 | 0 | 0 | 0 | 0 | 0 | 0 | 0 | 0 | 0 | 0 |
| 18:00 | 0 | - | - | - | 0 | 0 | 0 | 0 | 0 | 0 | 0 | 0 | 0 | 0 | 0 | 0 |
| 19:00 | 0 | - | - | - | 0 | 0 | 0 | 0 | 0 | 0 | 0 | 0 | 0 | 0 | 0 | 0 |
| 20:00 | 0 | - | - | - | 0 | 0 | 0 | 0 | 0 | 0 | 0 | 0 | 0 | 0 | 0 | 0 |
| 21:00 | 0 | - | - | - | 0 | 0 | 0 | 0 | 0 | 0 | 0 | 0 | 0 | 0 | 0 | 0 |
| 22:00 | 0 | - | - | - | 0 | 0 | 0 | 0 | 0 | 0 | 0 | 0 | 0 | 0 | 0 | 0 |
| 23:00 | 0 | - | - | - | 0 | 0 | 0 | 0 | 0 | 0 | 0 | 0 | 0 | 0 | 0 | 0 |
| 12H,7-19 | 0 | - | - | - | 0 | 0 | 0 | 0 | 0 | 0 | 0 | 0 | 0 | 0 | 0 | 0 |
| 16H,6-22 | 0 | - | - | - | 0 | 0 | 0 | 0 | 0 | 0 | 0 | 0 | 0 | 0 | 0 | 0 |
| 18H,6-24 | 0 | - | - | - | 0 | 0 | 0 | 0 | 0 | 0 | 0 | 0 | 0 | 0 | 0 | 0 |
| 24H,0-24 | 0 | - | - | - | 0 | 0 | 0 | 0 | 0 | 0 | 0 | 0 | 0 | 0 | 0 | 0 |

| Time Period | Total Vehicles | 85%ile Speed | Mean Speed | Stand Dev. | <11Mph | 11-<16 | 16-<21 | 21-<26 | 26-<31 | 31-<36 | 36-<41 | 41-<46 | 46-<51 | 51-<56 | 56-<61 | =>61 |
|----------------------|----------------|--------------|-------------|------------|----------|-----------|-----------|-----------|------------|------------|-----------|----------|----------|----------|----------|----------|
| Tue 12-Dec-17 | | | | | | | | | | | | | | | | |
| 00:00 | 0 | - | - | - | 0 | 0 | 0 | 0 | 0 | 0 | 0 | 0 | 0 | 0 | 0 | 0 |
| 01:00 | 0 | - | - | - | 0 | 0 | 0 | 0 | 0 | 0 | 0 | 0 | 0 | 0 | 0 | 0 |
| 02:00 | 0 | - | - | - | 0 | 0 | 0 | 0 | 0 | 0 | 0 | 0 | 0 | 0 | 0 | 0 |
| 03:00 | 0 | - | - | - | 0 | 0 | 0 | 0 | 0 | 0 | 0 | 0 | 0 | 0 | 0 | 0 |
| 04:00 | 0 | - | - | - | 0 | 0 | 0 | 0 | 0 | 0 | 0 | 0 | 0 | 0 | 0 | 0 |
| 05:00 | 0 | - | - | - | 0 | 0 | 0 | 0 | 0 | 0 | 0 | 0 | 0 | 0 | 0 | 0 |
| 06:00 | 0 | - | - | - | 0 | 0 | 0 | 0 | 0 | 0 | 0 | 0 | 0 | 0 | 0 | 0 |
| 07:00 | 22 | 36.3 | 27.4 | 8.6 | 0 | 3 | 1 | 6 | 5 | 3 | 3 | 1 | 0 | 0 | 0 | 0 |
| 08:00 | 33 | 35.1 | 29.6 | 7.5 | 1 | 2 | 1 | 2 | 10 | 14 | 2 | 1 | 0 | 0 | 0 | 0 |
| 09:00 | 25 | 37.3 | 33.5 | 7.6 | 0 | 1 | 0 | 2 | 2 | 15 | 3 | 0 | 1 | 1 | 0 | 0 |
| 10:00 | 12 | 34.5 | 27.3 | 10 | 1 | 1 | 0 | 4 | 1 | 3 | 1 | 1 | 0 | 0 | 0 | 0 |
| 11:00 | 33 | 39.3 | 32.4 | 7.2 | 0 | 1 | 2 | 1 | 8 | 11 | 7 | 3 | 0 | 0 | 0 | 0 |
| 12:00 | 40 | 30.7 | 27.4 | 4.7 | 0 | 1 | 2 | 8 | 24 | 4 | 1 | 0 | 0 | 0 | 0 | 0 |
| 13:00 | 31 | 34.8 | 29.3 | 6 | 0 | 0 | 2 | 7 | 10 | 9 | 2 | 1 | 0 | 0 | 0 | 0 |
| 14:00 | 37 | 33.8 | 27.3 | 7.8 | 2 | 1 | 2 | 9 | 12 | 9 | 1 | 0 | 1 | 0 | 0 | 0 |
| 15:00 | 43 | 34.2 | 27.3 | 6.6 | 0 | 1 | 8 | 7 | 15 | 8 | 4 | 0 | 0 | 0 | 0 | 0 |
| 16:00 | 45 | 32.9 | 27.8 | 5.3 | 0 | 2 | 1 | 10 | 21 | 10 | 1 | 0 | 0 | 0 | 0 | 0 |
| 17:00 | 57 | 34.2 | 28.9 | 5.4 | 0 | 1 | 3 | 10 | 23 | 17 | 3 | 0 | 0 | 0 | 0 | 0 |
| 18:00 | 28 | 32.9 | 27.8 | 5.2 | 0 | 0 | 3 | 6 | 12 | 6 | 1 | 0 | 0 | 0 | 0 | 0 |
| 19:00 | 22 | 34.4 | 30.3 | 4.2 | 0 | 0 | 0 | 3 | 9 | 9 | 1 | 0 | 0 | 0 | 0 | 0 |
| 20:00 | 9 | - | 33.5 | 6.2 | 0 | 0 | 0 | 1 | 2 | 3 | 2 | 1 | 0 | 0 | 0 | 0 |
| 21:00 | 12 | 38.1 | 33.9 | 4.7 | 0 | 0 | 0 | 1 | 1 | 6 | 4 | 0 | 0 | 0 | 0 | 0 |
| 22:00 | 10 | 34.8 | 29 | 7.7 | 0 | 1 | 1 | 0 | 3 | 4 | 1 | 0 | 0 | 0 | 0 | 0 |
| 23:00 | 2 | - | 38.5 | 21.2 | 0 | 0 | 0 | 1 | 0 | 0 | 0 | 0 | 0 | 1 | 0 | 0 |
| 12H,7-19 | 406 | 35 | 28.8 | 6.7 | 4 | 14 | 25 | 72 | 143 | 109 | 29 | 7 | 2 | 1 | 0 | 0 |
| 16H,6-22 | 449 | 35.2 | 29.1 | 6.7 | 4 | 14 | 25 | 77 | 155 | 127 | 36 | 8 | 2 | 1 | 0 | 0 |
| 18H,6-24 | 461 | 35.2 | 29.1 | 6.8 | 4 | 15 | 26 | 78 | 158 | 131 | 37 | 8 | 2 | 2 | 0 | 0 |
| 24H,0-24 | 461 | 35.2 | 29.1 | 6.8 | 4 | 15 | 26 | 78 | 158 | 131 | 37 | 8 | 2 | 2 | 0 | 0 |

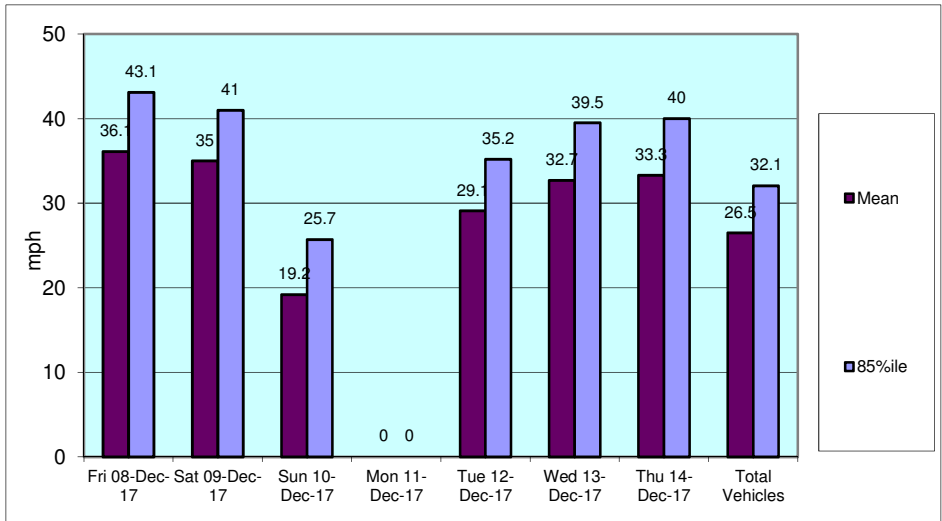
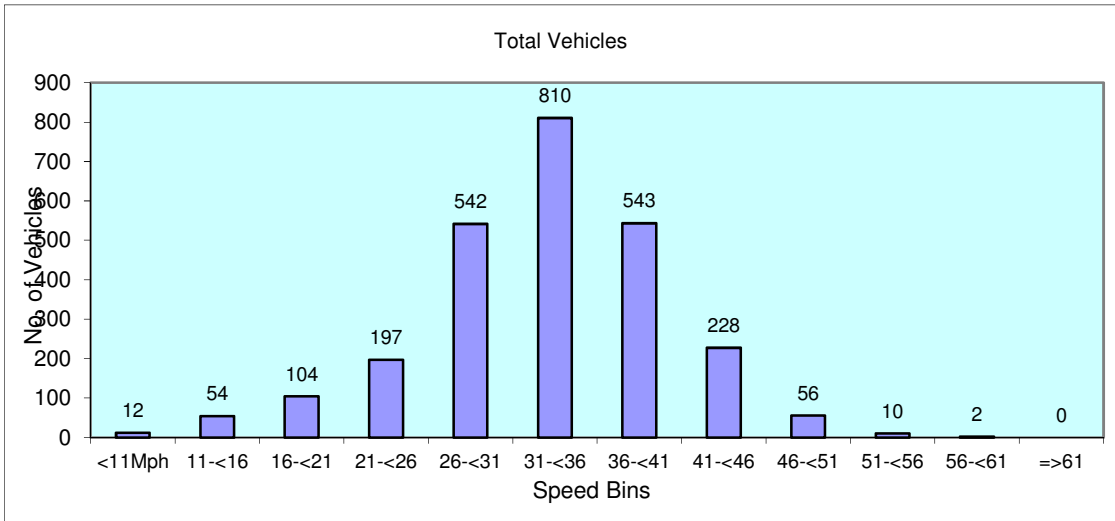
22447 STEEPLE ASTON Site No: 22447001 Location Site 1, South Side, Steeple Aston (TG Pole)
 Fri 08-Dec-17 to Thu 14-Dec-17 Channel: Eastbound

| Time Period | Total Vehicles | 85%ile Speed | Mean Speed | Stand Dev. | <11Mph | 11-<16 | 16-<21 | 21-<26 | 26-<31 | 31-<36 | 36-<41 | 41-<46 | 46-<51 | 51-<56 | 56-<61 | =>61 |
|----------------------|----------------|--------------|-------------|------------|----------|-----------|-----------|-----------|------------|------------|------------|-----------|----------|----------|----------|----------|
| Wed 13-Dec-17 | | | | | | | | | | | | | | | | |
| 00:00 | 0 | - | - | - | 0 | 0 | 0 | 0 | 0 | 0 | 0 | 0 | 0 | 0 | 0 | 0 |
| 01:00 | 0 | - | - | - | 0 | 0 | 0 | 0 | 0 | 0 | 0 | 0 | 0 | 0 | 0 | 0 |
| 02:00 | 0 | - | - | - | 0 | 0 | 0 | 0 | 0 | 0 | 0 | 0 | 0 | 0 | 0 | 0 |
| 03:00 | 1 | - | 33.5 | - | 0 | 0 | 0 | 0 | 0 | 1 | 0 | 0 | 0 | 0 | 0 | 0 |
| 04:00 | 0 | - | - | - | 0 | 0 | 0 | 0 | 0 | 0 | 0 | 0 | 0 | 0 | 0 | 0 |
| 05:00 | 3 | - | 31.8 | 7.6 | 0 | 0 | 0 | 1 | 0 | 1 | 1 | 0 | 0 | 0 | 0 | 0 |
| 06:00 | 4 | - | 31 | 6.5 | 0 | 0 | 0 | 1 | 1 | 1 | 1 | 0 | 0 | 0 | 0 | 0 |
| 07:00 | 20 | 39.1 | 28.8 | 10 | 0 | 3 | 2 | 3 | 3 | 3 | 4 | 2 | 0 | 0 | 0 | 0 |
| 08:00 | 34 | 35.7 | 29.7 | 8.2 | 1 | 2 | 1 | 3 | 12 | 10 | 3 | 1 | 1 | 0 | 0 | 0 |
| 09:00 | 30 | 38 | 33.7 | 7.1 | 0 | 1 | 0 | 2 | 3 | 17 | 5 | 0 | 1 | 1 | 0 | 0 |
| 10:00 | 14 | 41.7 | 30 | 10.8 | 1 | 1 | 0 | 3 | 2 | 3 | 1 | 3 | 0 | 0 | 0 | 0 |
| 11:00 | 32 | 39.7 | 31.9 | 7.5 | 0 | 1 | 2 | 1 | 11 | 8 | 5 | 4 | 0 | 0 | 0 | 0 |
| 12:00 | 29 | 39.8 | 34 | 6.5 | 0 | 0 | 1 | 1 | 7 | 9 | 8 | 2 | 1 | 0 | 0 | 0 |
| 13:00 | 28 | 37.6 | 31.7 | 6.7 | 0 | 0 | 2 | 4 | 4 | 12 | 4 | 2 | 0 | 0 | 0 | 0 |
| 14:00 | 42 | 37.6 | 32.5 | 5.9 | 0 | 1 | 1 | 2 | 8 | 21 | 7 | 2 | 0 | 0 | 0 | 0 |
| 15:00 | 53 | 40.6 | 35.3 | 6.2 | 0 | 0 | 0 | 2 | 12 | 15 | 16 | 5 | 3 | 0 | 0 | 0 |
| 16:00 | 51 | 37.9 | 32.4 | 5.7 | 0 | 0 | 0 | 7 | 12 | 20 | 10 | 1 | 1 | 0 | 0 | 0 |
| 17:00 | 48 | 39.3 | 33.1 | 6.5 | 0 | 1 | 1 | 4 | 9 | 16 | 14 | 3 | 0 | 0 | 0 | 0 |
| 18:00 | 52 | 38.9 | 32.8 | 6.1 | 0 | 1 | 1 | 1 | 16 | 20 | 8 | 5 | 0 | 0 | 0 | 0 |
| 19:00 | 21 | 40.6 | 35.9 | 5.6 | 0 | 0 | 0 | 1 | 3 | 5 | 9 | 3 | 0 | 0 | 0 | 0 |
| 20:00 | 25 | 38.7 | 32.9 | 5.5 | 0 | 0 | 0 | 2 | 8 | 7 | 7 | 1 | 0 | 0 | 0 | 0 |
| 21:00 | 15 | 38.1 | 32.5 | 6.5 | 0 | 0 | 1 | 1 | 3 | 6 | 3 | 1 | 0 | 0 | 0 | 0 |
| 22:00 | 8 | - | 30.4 | 12.2 | 1 | 0 | 1 | 0 | 2 | 1 | 1 | 2 | 0 | 0 | 0 | 0 |
| 23:00 | 9 | - | 35.2 | 7.2 | 0 | 0 | 0 | 1 | 1 | 3 | 3 | 0 | 1 | 0 | 0 | 0 |
| 12H,7-19 | 433 | 39.4 | 32.6 | 7 | 2 | 11 | 11 | 33 | 99 | 154 | 85 | 30 | 7 | 1 | 0 | 0 |
| 16H,6-22 | 498 | 39.5 | 32.7 | 6.9 | 2 | 11 | 12 | 38 | 114 | 173 | 105 | 35 | 7 | 1 | 0 | 0 |
| 18H,6-24 | 515 | 39.5 | 32.7 | 7 | 3 | 11 | 13 | 39 | 117 | 177 | 109 | 37 | 8 | 1 | 0 | 0 |
| 24H,0-24 | 519 | 39.5 | 32.7 | 7 | 3 | 11 | 13 | 40 | 117 | 179 | 110 | 37 | 8 | 1 | 0 | 0 |

| Time Period | Total Vehicles | 85%ile Speed | Mean Speed | Stand Dev. | <11Mph | 11-<16 | 16-<21 | 21-<26 | 26-<31 | 31-<36 | 36-<41 | 41-<46 | 46-<51 | 51-<56 | 56-<61 | =>61 |
|----------------------|----------------|--------------|-------------|------------|----------|----------|-----------|-----------|------------|------------|------------|-----------|----------|----------|----------|----------|
| Thu 14-Dec-17 | | | | | | | | | | | | | | | | |
| 00:00 | 2 | - | 31 | 17.7 | 0 | 0 | 1 | 0 | 0 | 0 | 0 | 1 | 0 | 0 | 0 | 0 |
| 01:00 | 1 | - | 18.5 | - | 0 | 0 | 1 | 0 | 0 | 0 | 0 | 0 | 0 | 0 | 0 | 0 |
| 02:00 | 0 | - | - | - | 0 | 0 | 0 | 0 | 0 | 0 | 0 | 0 | 0 | 0 | 0 | 0 |
| 03:00 | 1 | - | 43.5 | - | 0 | 0 | 0 | 0 | 0 | 0 | 0 | 1 | 0 | 0 | 0 | 0 |
| 04:00 | 0 | - | - | - | 0 | 0 | 0 | 0 | 0 | 0 | 0 | 0 | 0 | 0 | 0 | 0 |
| 05:00 | 4 | - | 33.5 | 4.2 | 0 | 0 | 0 | 0 | 1 | 2 | 1 | 0 | 0 | 0 | 0 | 0 |
| 06:00 | 3 | - | 30.2 | 3.1 | 0 | 0 | 0 | 0 | 2 | 1 | 0 | 0 | 0 | 0 | 0 | 0 |
| 07:00 | 22 | 38 | 32.1 | 5.8 | 0 | 0 | 0 | 2 | 9 | 6 | 3 | 2 | 0 | 0 | 0 | 0 |
| 08:00 | 46 | 37.1 | 32.1 | 5.8 | 0 | 1 | 1 | 2 | 13 | 20 | 7 | 2 | 0 | 0 | 0 | 0 |
| 09:00 | 36 | 39.8 | 33.4 | 7.6 | 0 | 0 | 2 | 3 | 8 | 11 | 8 | 2 | 1 | 1 | 0 | 0 |
| 10:00 | 22 | 41.5 | 27.8 | 10.4 | 0 | 1 | 5 | 7 | 2 | 3 | 0 | 2 | 2 | 0 | 0 | 0 |
| 11:00 | 21 | 40.5 | 35.2 | 6.7 | 0 | 0 | 1 | 1 | 1 | 9 | 6 | 2 | 1 | 0 | 0 | 0 |
| 12:00 | 39 | 42.2 | 34.7 | 7.9 | 0 | 0 | 3 | 1 | 8 | 9 | 10 | 7 | 0 | 1 | 0 | 0 |
| 13:00 | 24 | 40.9 | 34.5 | 7.7 | 0 | 0 | 3 | 0 | 2 | 7 | 8 | 4 | 0 | 0 | 0 | 0 |
| 14:00 | 34 | 38.7 | 33.6 | 5.9 | 0 | 0 | 2 | 0 | 6 | 15 | 10 | 0 | 1 | 0 | 0 | 0 |
| 15:00 | 45 | 37.7 | 32.2 | 4.9 | 0 | 0 | 0 | 4 | 15 | 15 | 11 | 0 | 0 | 0 | 0 | 0 |
| 16:00 | 68 | 39.1 | 32.8 | 6.1 | 0 | 1 | 1 | 4 | 20 | 20 | 18 | 4 | 0 | 0 | 0 | 0 |
| 17:00 | 75 | 40.2 | 34.2 | 6.1 | 0 | 1 | 1 | 5 | 8 | 33 | 18 | 9 | 0 | 0 | 0 | 0 |
| 18:00 | 39 | 42.2 | 35 | 6.5 | 0 | 0 | 1 | 0 | 10 | 12 | 8 | 7 | 1 | 0 | 0 | 0 |
| 19:00 | 34 | 38.8 | 33.2 | 5.4 | 0 | 0 | 0 | 2 | 10 | 13 | 6 | 3 | 0 | 0 | 0 | 0 |
| 20:00 | 20 | 37.9 | 32.5 | 5.2 | 0 | 0 | 0 | 1 | 8 | 6 | 4 | 1 | 0 | 0 | 0 | 0 |
| 21:00 | 18 | 43.3 | 36.3 | 7 | 0 | 0 | 0 | 2 | 1 | 6 | 4 | 4 | 1 | 0 | 0 | 0 |
| 22:00 | 19 | 39 | 33.8 | 7.5 | 0 | 0 | 1 | 1 | 4 | 6 | 6 | 0 | 0 | 1 | 0 | 0 |
| 23:00 | 6 | - | 31.8 | 7 | 0 | 0 | 0 | 2 | 0 | 2 | 2 | 0 | 0 | 0 | 0 | 0 |
| 12H,7-19 | 471 | 40 | 33.3 | 6.8 | 0 | 4 | 20 | 29 | 102 | 160 | 107 | 41 | 6 | 2 | 0 | 0 |
| 16H,6-22 | 546 | 40 | 33.3 | 6.6 | 0 | 4 | 20 | 34 | 123 | 186 | 121 | 49 | 7 | 2 | 0 | 0 |
| 18H,6-24 | 571 | 39.9 | 33.3 | 6.7 | 0 | 4 | 21 | 37 | 127 | 194 | 129 | 49 | 7 | 3 | 0 | 0 |
| 24H,0-24 | 579 | 40 | 33.3 | 6.7 | 0 | 4 | 23 | 37 | 128 | 196 | 130 | 51 | 7 | 3 | 0 | 0 |

22447 STEEPLE ASTON Site No: 22447001 Location Site 1, South Side, Steeple Aston (TG Pole)
 Fri 08-Dec-17 to Thu 14-Dec-17 Channel: Eastbound

| Time Period | Total Vehicles | 85%ile Speed | Mean Speed | Stand Dev. | <11Mph | 11-<16 | 16-<21 | 21-<26 | 26-<31 | 31-<36 | 36-<41 | 41-<46 | 46-<51 | 51-<56 | 56-<61 | =>61 |
|-----------------------|----------------|--------------|------------|------------|--------|--------|--------|--------|--------|--------|--------|--------|--------|--------|--------|------|
| Daily Totals | | | | | | | | | | | | | | | | |
| Fri 08-Dec-17 | 504 | 43.1 | 36.1 | 6.8 | 0 | 2 | 8 | 17 | 73 | 152 | 141 | 84 | 22 | 3 | 2 | 0 |
| Sat 09-Dec-17 | 430 | 41 | 35 | 6.6 | 0 | 3 | 12 | 16 | 62 | 148 | 124 | 47 | 17 | 1 | 0 | 0 |
| Sun 10-Dec-17 | 65 | 25.7 | 19.2 | 7.5 | 5 | 19 | 22 | 9 | 4 | 4 | 1 | 1 | 0 | 0 | 0 | 0 |
| Mon 11-Dec-17 | 0 | - | - | - | 0 | 0 | 0 | 0 | 0 | 0 | 0 | 0 | 0 | 0 | 0 | 0 |
| Tue 12-Dec-17 | 461 | 35.2 | 29.1 | 6.8 | 4 | 15 | 26 | 78 | 158 | 131 | 37 | 8 | 2 | 2 | 0 | 0 |
| Wed 13-Dec-17 | 519 | 39.5 | 32.7 | 7 | 3 | 11 | 13 | 40 | 117 | 179 | 110 | 37 | 8 | 1 | 0 | 0 |
| Thu 14-Dec-17 | 579 | 40 | 33.3 | 6.7 | 0 | 4 | 23 | 37 | 128 | 196 | 130 | 51 | 7 | 3 | 0 | 0 |
| Total Vehicles | | | | | | | | | | | | | | | | |
| [--] | 2558 | 32.1 | 26.5 | 5.9 | 12 | 54 | 104 | 197 | 542 | 810 | 543 | 228 | 56 | 10 | 2 | 0 |



| TIME PERIOD | Fri 08/12/17 | Sat 09/12/17 | Sun 10/12/17 | Mon 11/12/17 | Tue 12/12/17 | Wed 13/12/17 | Thu 14/12/17 | 5-Day Av | 7-Day Av |
|------------------------------|-----------------|-----------------|-----------------|-----------------|-----------------|-----------------|-----------------|-------------|-------------|
| Week Begin: 08-Dec-17 | | | | | | | | | |
| 00:00 | 1 | 3 | 2 | 0 | 0 | 0 | 2 | 1 | 1 |
| 01:00 | 4 | 0 | 2 | 0 | 0 | 0 | 1 | 1 | 1 |
| 02:00 | 1 | 1 | 2 | 0 | 0 | 0 | 0 | 0 | 1 |
| 03:00 | 0 | 0 | 0 | 0 | 0 | 1 | 1 | 0 | 0 |
| 04:00 | 0 | 0 | 0 | 0 | 0 | 0 | 0 | 0 | 0 |
| 05:00 | 2 | 1 | 1 | 0 | 0 | 3 | 4 | 2 | 2 |
| 06:00 | 4 | 3 | 1 | 0 | 0 | 4 | 3 | 2 | 2 |
| 07:00 | 15 | 8 | 3 | 0 | 22 | 20 | 22 | 16 | 13 |
| 08:00 | 38 | 14 | 4 | 0 | 33 | 34 | 46 | 30 | 24 |
| 09:00 | 19 | 26 | 5 | 0 | 25 | 30 | 36 | 22 | 20 |
| 10:00 | 38 | 22 | 4 | 0 | 12 | 14 | 22 | 17 | 16 |
| 11:00 | 25 | 33 | 16 | 0 | 33 | 32 | 21 | 22 | 23 |
| 12:00 | 38 | 33 | 14 | 0 | 40 | 29 | 39 | 29 | 28 |
| 13:00 | 27 | 38 | 8 | 0 | 31 | 28 | 24 | 22 | 22 |
| 14:00 | 53 | 34 | 3 | 0 | 37 | 42 | 34 | 33 | 29 |
| 15:00 | 45 | 39 | 0 | 0 | 43 | 53 | 45 | 37 | 32 |
| 16:00 | 42 | 42 | 0 | 0 | 45 | 51 | 68 | 41 | 35 |
| 17:00 | 36 | 41 | 0 | 0 | 57 | 48 | 75 | 43 | 37 |
| 18:00 | 39 | 25 | 0 | 0 | 28 | 52 | 39 | 32 | 26 |
| 19:00 | 21 | 25 | 0 | 0 | 22 | 21 | 34 | 20 | 18 |
| 20:00 | 16 | 10 | 0 | 0 | 9 | 25 | 20 | 14 | 11 |
| 21:00 | 12 | 14 | 0 | 0 | 12 | 15 | 18 | 11 | 10 |
| 22:00 | 23 | 12 | 0 | 0 | 10 | 8 | 19 | 12 | 10 |
| 23:00 | 5 | 6 | 0 | 0 | 2 | 9 | 6 | 4 | 4 |
| 12H,7-19 | 415 | 355 | 57 | 0 | 406 | 433 | 471 | 345 | 305 |
| 16H,6-22 | 468 | 407 | 58 | 0 | 449 | 498 | 546 | 392 | 347 |
| 18H,6-24 | 496 | 425 | 58 | 0 | 461 | 515 | 571 | 409 | 361 |
| 24H,0-24 | 504 | 430 | 65 | 0 | 461 | 519 | 579 | 413 | 365 |
| Am | 10:00 | 11:00 | 11:00 | 05:00 | 11:00 | 08:00 | 08:00 | - | - |
| Peak | 38 | 33 | 16 | 0 | 33 | 34 | 46 | 30 | 29 |
| Pm | 14:00 | 16:00 | 12:00 | 23:00 | 17:00 | 15:00 | 17:00 | - | - |
| Peak | 53 | 42 | 14 | 0 | 57 | 53 | 75 | 48 | 42 |

22447

STEEPLE ASTON

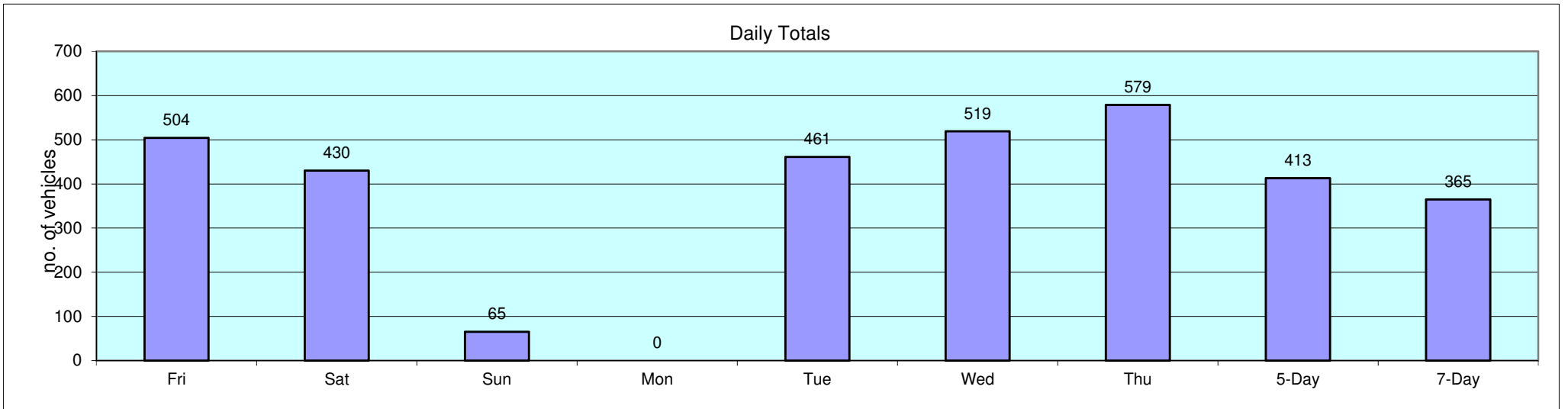
Site No: 22447001

Location

Site 1, South Side, Steeple Aston (TG Pole)

Channel: Eastbound

| TIME PERIOD | Fri 08/12/17 | Sat 09/12/17 | Sun 10/12/17 | Mon 11/12/17 | Tue 12/12/17 | Wed 13/12/17 | Thu 14/12/17 | 5-Day Av | 7-Day Av |
|-------------|-----------------|-----------------|-----------------|-----------------|-----------------|-----------------|-----------------|-------------|-------------|
|-------------|-----------------|-----------------|-----------------|-----------------|-----------------|-----------------|-----------------|-------------|-------------|



22447 STEEPLE ASTON Site No: 22447001 Location Site 1, South Side, Steeple Aston (TG Pole)
 Fri 08-Dec-17 to Thu 14-Dec-17 Channel: Westbound

| TIME PERIOD | TOTAL VEHICLES | MOTOR-CYCLES | MOTOR-CYCLES% | CARS | CARS % | LGV | LGV % | HGV | HGV % | BUS | BUS % |
|---------------|----------------|--------------|---------------|------|--------|-----|-------|-----|-------|-----|-------|
| Fri 08-Dec-17 | | | | | | | | | | | |
| 00:00 | 1 | 0 | 0.0 | 1 | 100.0 | 0 | 0.0 | 0 | 0.0 | 0 | 0.0 |
| 01:00 | 1 | 0 | 0.0 | 1 | 100.0 | 0 | 0.0 | 0 | 0.0 | 0 | 0.0 |
| 02:00 | 0 | 0 | - | 0 | - | 0 | - | 0 | - | 0 | - |
| 03:00 | 1 | 0 | 0.0 | 1 | 100.0 | 0 | 0.0 | 0 | 0.0 | 0 | 0.0 |
| 04:00 | 0 | 0 | - | 0 | - | 0 | - | 0 | - | 0 | - |
| 05:00 | 3 | 0 | 0.0 | 2 | 66.7 | 1 | 33.3 | 0 | 0.0 | 0 | 0.0 |
| 06:00 | 11 | 0 | 0.0 | 11 | 100.0 | 0 | 0.0 | 0 | 0.0 | 0 | 0.0 |
| 07:00 | 36 | 0 | 0.0 | 30 | 83.3 | 4 | 11.1 | 1 | 2.8 | 1 | 2.8 |
| 08:00 | 58 | 2 | 3.5 | 53 | 91.4 | 2 | 3.5 | 0 | 0.0 | 1 | 1.7 |
| 09:00 | 37 | 1 | 2.7 | 32 | 86.5 | 3 | 8.1 | 1 | 2.7 | 0 | 0.0 |
| 10:00 | 25 | 0 | 0.0 | 21 | 84.0 | 2 | 8.0 | 2 | 8.0 | 0 | 0.0 |
| 11:00 | 28 | 1 | 3.6 | 23 | 82.1 | 3 | 10.7 | 1 | 3.6 | 0 | 0.0 |
| 12:00 | 34 | 0 | 0.0 | 31 | 91.2 | 2 | 5.9 | 1 | 2.9 | 0 | 0.0 |
| 13:00 | 19 | 0 | 0.0 | 16 | 84.2 | 1 | 5.3 | 2 | 10.5 | 0 | 0.0 |
| 14:00 | 38 | 0 | 0.0 | 35 | 92.1 | 0 | 0.0 | 3 | 7.9 | 0 | 0.0 |
| 15:00 | 42 | 0 | 0.0 | 38 | 90.5 | 3 | 7.1 | 1 | 2.4 | 0 | 0.0 |
| 16:00 | 21 | 0 | 0.0 | 19 | 90.5 | 1 | 4.8 | 1 | 4.8 | 0 | 0.0 |
| 17:00 | 18 | 1 | 5.6 | 15 | 83.3 | 1 | 5.6 | 1 | 5.6 | 0 | 0.0 |
| 18:00 | 35 | 1 | 2.9 | 33 | 94.3 | 0 | 0.0 | 0 | 0.0 | 1 | 2.9 |
| 19:00 | 9 | 0 | 0.0 | 7 | 77.8 | 1 | 11.1 | 1 | 11.1 | 0 | 0.0 |
| 20:00 | 11 | 0 | 0.0 | 7 | 63.6 | 3 | 27.3 | 1 | 9.1 | 0 | 0.0 |
| 21:00 | 8 | 0 | 0.0 | 8 | 100.0 | 0 | 0.0 | 0 | 0.0 | 0 | 0.0 |
| 22:00 | 5 | 0 | 0.0 | 5 | 100.0 | 0 | 0.0 | 0 | 0.0 | 0 | 0.0 |
| 23:00 | 3 | 0 | 0.0 | 3 | 100.0 | 0 | 0.0 | 0 | 0.0 | 0 | 0.0 |
| 12H,7-19 | 391 | 6 | 1.5 | 346 | 88.5 | 22 | 5.6 | 14 | 3.6 | 3 | 0.8 |
| 16H,6-22 | 430 | 6 | 1.4 | 379 | 88.1 | 26 | 6.1 | 16 | 3.7 | 3 | 0.7 |
| 18H,6-24 | 438 | 6 | 1.4 | 387 | 88.4 | 26 | 5.9 | 16 | 3.7 | 3 | 0.7 |
| 24H,0-24 | 444 | 6 | 1.4 | 392 | 88.3 | 27 | 6.1 | 16 | 3.6 | 3 | 0.7 |

22447 STEEPLE ASTON Site No: 22447001 Location Site 1, South Side, Steeple Aston (TG Pole)
 Fri 08-Dec-17 to Thu 14-Dec-17 Channel: Westbound

| TIME PERIOD | TOTAL VEHICLES | MOTOR-CYCLES | MOTOR-CYCLES% | CARS | CARS % | LGV | LGV % | HGV | HGV % | BUS | BUS % |
|----------------------|----------------|--------------|---------------|------|--------|-----|-------|-----|-------|-----|-------|
| Sat 09-Dec-17 | | | | | | | | | | | |
| 00:00 | 1 | 0 | 0.0 | 1 | 100.0 | 0 | 0.0 | 0 | 0.0 | 0 | 0.0 |
| 01:00 | 0 | 0 | - | 0 | - | 0 | - | 0 | - | 0 | - |
| 02:00 | 0 | 0 | - | 0 | - | 0 | - | 0 | - | 0 | - |
| 03:00 | 0 | 0 | - | 0 | - | 0 | - | 0 | - | 0 | - |
| 04:00 | 0 | 0 | - | 0 | - | 0 | - | 0 | - | 0 | - |
| 05:00 | 3 | 0 | 0.0 | 1 | 33.3 | 2 | 66.7 | 0 | 0.0 | 0 | 0.0 |
| 06:00 | 2 | 0 | 0.0 | 1 | 50.0 | 0 | 0.0 | 1 | 50.0 | 0 | 0.0 |
| 07:00 | 12 | 0 | 0.0 | 11 | 91.7 | 1 | 8.3 | 0 | 0.0 | 0 | 0.0 |
| 08:00 | 29 | 0 | 0.0 | 26 | 89.7 | 2 | 6.9 | 1 | 3.5 | 0 | 0.0 |
| 09:00 | 34 | 0 | 0.0 | 31 | 91.2 | 2 | 5.9 | 1 | 2.9 | 0 | 0.0 |
| 10:00 | 42 | 0 | 0.0 | 38 | 90.5 | 3 | 7.1 | 1 | 2.4 | 0 | 0.0 |
| 11:00 | 35 | 0 | 0.0 | 33 | 94.3 | 0 | 0.0 | 1 | 2.9 | 1 | 2.9 |
| 12:00 | 39 | 0 | 0.0 | 36 | 92.3 | 1 | 2.6 | 2 | 5.1 | 0 | 0.0 |
| 13:00 | 35 | 0 | 0.0 | 33 | 94.3 | 1 | 2.9 | 1 | 2.9 | 0 | 0.0 |
| 14:00 | 28 | 0 | 0.0 | 26 | 92.9 | 1 | 3.6 | 1 | 3.6 | 0 | 0.0 |
| 15:00 | 18 | 0 | 0.0 | 16 | 88.9 | 2 | 11.1 | 0 | 0.0 | 0 | 0.0 |
| 16:00 | 26 | 0 | 0.0 | 25 | 96.2 | 0 | 0.0 | 1 | 3.9 | 0 | 0.0 |
| 17:00 | 23 | 0 | 0.0 | 21 | 91.3 | 1 | 4.4 | 1 | 4.4 | 0 | 0.0 |
| 18:00 | 21 | 1 | 4.8 | 19 | 90.5 | 0 | 0.0 | 1 | 4.8 | 0 | 0.0 |
| 19:00 | 21 | 1 | 4.8 | 19 | 90.5 | 0 | 0.0 | 1 | 4.8 | 0 | 0.0 |
| 20:00 | 12 | 0 | 0.0 | 10 | 83.3 | 1 | 8.3 | 1 | 8.3 | 0 | 0.0 |
| 21:00 | 5 | 0 | 0.0 | 5 | 100.0 | 0 | 0.0 | 0 | 0.0 | 0 | 0.0 |
| 22:00 | 3 | 0 | 0.0 | 3 | 100.0 | 0 | 0.0 | 0 | 0.0 | 0 | 0.0 |
| 23:00 | 3 | 0 | 0.0 | 3 | 100.0 | 0 | 0.0 | 0 | 0.0 | 0 | 0.0 |
| 12H,7-19 | 342 | 1 | 0.3 | 315 | 92.1 | 14 | 4.1 | 11 | 3.2 | 1 | 0.3 |
| 16H,6-22 | 382 | 2 | 0.5 | 350 | 91.6 | 15 | 3.9 | 14 | 3.7 | 1 | 0.3 |
| 18H,6-24 | 388 | 2 | 0.5 | 356 | 91.8 | 15 | 3.9 | 14 | 3.6 | 1 | 0.3 |
| 24H,0-24 | 392 | 2 | 0.5 | 358 | 91.3 | 17 | 4.3 | 14 | 3.6 | 1 | 0.3 |

| TIME PERIOD | TOTAL VEHICLES | MOTOR-CYCLES | MOTOR-CYCLES% | CARS | CARS % | LGV | LGV % | HGV | HGV % | BUS | BUS % |
|----------------------|----------------|--------------|---------------|------|--------|-----|-------|-----|-------|-----|-------|
| Sun 10-Dec-17 | | | | | | | | | | | |
| 00:00 | 3 | 0 | 0.0 | 3 | 100.0 | 0 | 0.0 | 0 | 0.0 | 0 | 0.0 |
| 01:00 | 4 | 0 | 0.0 | 4 | 100.0 | 0 | 0.0 | 0 | 0.0 | 0 | 0.0 |
| 02:00 | 1 | 0 | 0.0 | 1 | 100.0 | 0 | 0.0 | 0 | 0.0 | 0 | 0.0 |
| 03:00 | 0 | 0 | - | 0 | - | 0 | - | 0 | - | 0 | - |
| 04:00 | 0 | 0 | - | 0 | - | 0 | - | 0 | - | 0 | - |
| 05:00 | 2 | 0 | 0.0 | 2 | 100.0 | 0 | 0.0 | 0 | 0.0 | 0 | 0.0 |
| 06:00 | 3 | 0 | 0.0 | 2 | 66.7 | 1 | 33.3 | 0 | 0.0 | 0 | 0.0 |
| 07:00 | 1 | 0 | 0.0 | 1 | 100.0 | 0 | 0.0 | 0 | 0.0 | 0 | 0.0 |
| 08:00 | 7 | 0 | 0.0 | 6 | 85.7 | 1 | 14.3 | 0 | 0.0 | 0 | 0.0 |
| 09:00 | 5 | 0 | 0.0 | 5 | 100.0 | 0 | 0.0 | 0 | 0.0 | 0 | 0.0 |
| 10:00 | 9 | 0 | 0.0 | 9 | 100.0 | 0 | 0.0 | 0 | 0.0 | 0 | 0.0 |
| 11:00 | 8 | 0 | 0.0 | 8 | 100.0 | 0 | 0.0 | 0 | 0.0 | 0 | 0.0 |
| 12:00 | 8 | 0 | 0.0 | 8 | 100.0 | 0 | 0.0 | 0 | 0.0 | 0 | 0.0 |
| 13:00 | 8 | 0 | 0.0 | 7 | 87.5 | 0 | 0.0 | 1 | 12.5 | 0 | 0.0 |
| 14:00 | 2 | 0 | 0.0 | 2 | 100.0 | 0 | 0.0 | 0 | 0.0 | 0 | 0.0 |
| 15:00 | 0 | 0 | - | 0 | - | 0 | - | 0 | - | 0 | - |
| 16:00 | 0 | 0 | - | 0 | - | 0 | - | 0 | - | 0 | - |
| 17:00 | 0 | 0 | - | 0 | - | 0 | - | 0 | - | 0 | - |
| 18:00 | 0 | 0 | - | 0 | - | 0 | - | 0 | - | 0 | - |
| 19:00 | 0 | 0 | - | 0 | - | 0 | - | 0 | - | 0 | - |
| 20:00 | 0 | 0 | - | 0 | - | 0 | - | 0 | - | 0 | - |
| 21:00 | 0 | 0 | - | 0 | - | 0 | - | 0 | - | 0 | - |
| 22:00 | 0 | 0 | - | 0 | - | 0 | - | 0 | - | 0 | - |
| 23:00 | 0 | 0 | - | 0 | - | 0 | - | 0 | - | 0 | - |
| 12H,7-19 | 48 | 0 | 0.0 | 46 | 95.8 | 1 | 2.1 | 1 | 2.1 | 0 | 0.0 |
| 16H,6-22 | 51 | 0 | 0.0 | 48 | 94.1 | 2 | 3.9 | 1 | 2.0 | 0 | 0.0 |
| 18H,6-24 | 51 | 0 | 0.0 | 48 | 94.1 | 2 | 3.9 | 1 | 2.0 | 0 | 0.0 |
| 24H,0-24 | 61 | 0 | 0.0 | 58 | 95.1 | 2 | 3.3 | 1 | 1.6 | 0 | 0.0 |

22447 STEEPLE ASTON Site No: 22447001 Location Site 1, South Side, Steeple Aston (TG Pole)
 Fri 08-Dec-17 to Thu 14-Dec-17 Channel: Westbound

| TIME PERIOD | TOTAL VEHICLES | MOTOR-CYCLES | MOTOR-CYCLES% | CARS | CARS % | LGV | LGV % | HGV | HGV % | BUS | BUS % |
|----------------------|----------------|--------------|---------------|------|--------|-----|-------|-----|-------|-----|-------|
| Mon 11-Dec-17 | | | | | | | | | | | |
| 00:00 | 0 | 0 | - | 0 | - | 0 | - | 0 | - | 0 | - |
| 01:00 | 0 | 0 | - | 0 | - | 0 | - | 0 | - | 0 | - |
| 02:00 | 0 | 0 | - | 0 | - | 0 | - | 0 | - | 0 | - |
| 03:00 | 0 | 0 | - | 0 | - | 0 | - | 0 | - | 0 | - |
| 04:00 | 0 | 0 | - | 0 | - | 0 | - | 0 | - | 0 | - |
| 05:00 | 0 | 0 | - | 0 | - | 0 | - | 0 | - | 0 | - |
| 06:00 | 0 | 0 | - | 0 | - | 0 | - | 0 | - | 0 | - |
| 07:00 | 0 | 0 | - | 0 | - | 0 | - | 0 | - | 0 | - |
| 08:00 | 0 | 0 | - | 0 | - | 0 | - | 0 | - | 0 | - |
| 09:00 | 0 | 0 | - | 0 | - | 0 | - | 0 | - | 0 | - |
| 10:00 | 0 | 0 | - | 0 | - | 0 | - | 0 | - | 0 | - |
| 11:00 | 0 | 0 | - | 0 | - | 0 | - | 0 | - | 0 | - |
| 12:00 | 0 | 0 | - | 0 | - | 0 | - | 0 | - | 0 | - |
| 13:00 | 0 | 0 | - | 0 | - | 0 | - | 0 | - | 0 | - |
| 14:00 | 0 | 0 | - | 0 | - | 0 | - | 0 | - | 0 | - |
| 15:00 | 0 | 0 | - | 0 | - | 0 | - | 0 | - | 0 | - |
| 16:00 | 0 | 0 | - | 0 | - | 0 | - | 0 | - | 0 | - |
| 17:00 | 0 | 0 | - | 0 | - | 0 | - | 0 | - | 0 | - |
| 18:00 | 0 | 0 | - | 0 | - | 0 | - | 0 | - | 0 | - |
| 19:00 | 0 | 0 | - | 0 | - | 0 | - | 0 | - | 0 | - |
| 20:00 | 0 | 0 | - | 0 | - | 0 | - | 0 | - | 0 | - |
| 21:00 | 0 | 0 | - | 0 | - | 0 | - | 0 | - | 0 | - |
| 22:00 | 0 | 0 | - | 0 | - | 0 | - | 0 | - | 0 | - |
| 23:00 | 0 | 0 | - | 0 | - | 0 | - | 0 | - | 0 | - |
| 12H,7-19 | 0 | 0 | - | 0 | - | 0 | - | 0 | - | 0 | - |
| 16H,6-22 | 0 | 0 | - | 0 | - | 0 | - | 0 | - | 0 | - |
| 18H,6-24 | 0 | 0 | - | 0 | - | 0 | - | 0 | - | 0 | - |
| 24H,0-24 | 0 | 0 | - | 0 | - | 0 | - | 0 | - | 0 | - |

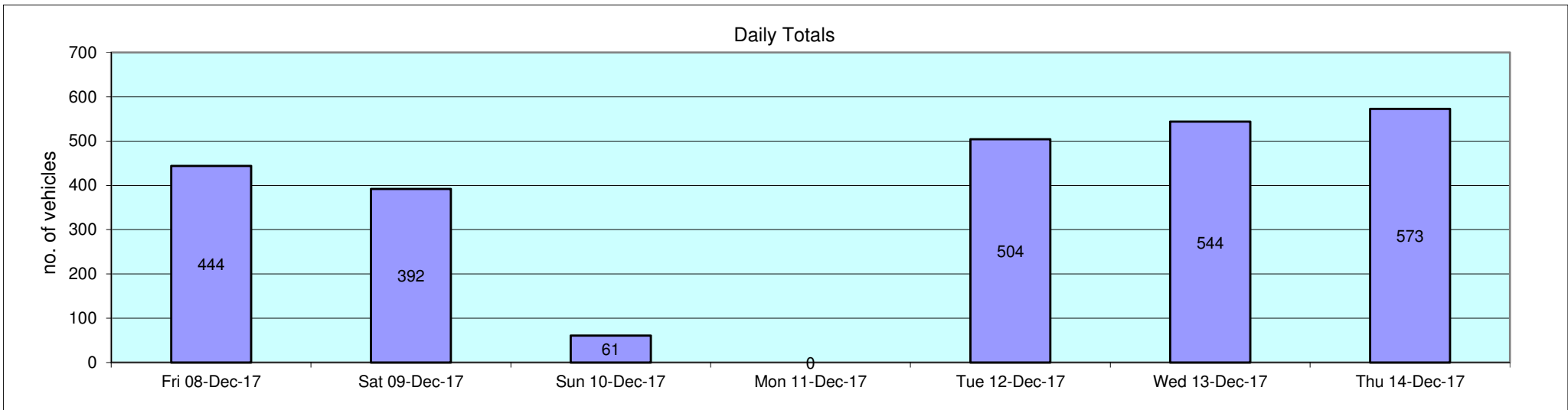
22447 STEEPLE ASTON Site No: 22447001 Location Site 1, South Side, Steeple Aston (TG Pole)
 Fri 08-Dec-17 to Thu 14-Dec-17 Channel: Westbound

| TIME PERIOD | TOTAL VEHICLES | MOTOR-CYCLES | MOTOR-CYCLES% | CARS | CARS % | LGV | LGV % | HGV | HGV % | BUS | BUS % |
|---------------|----------------|--------------|---------------|------|--------|-----|-------|-----|-------|-----|-------|
| Tue 12-Dec-17 | | | | | | | | | | | |
| 00:00 | 0 | 0 | - | 0 | - | 0 | - | 0 | - | 0 | - |
| 01:00 | 0 | 0 | - | 0 | - | 0 | - | 0 | - | 0 | - |
| 02:00 | 0 | 0 | - | 0 | - | 0 | - | 0 | - | 0 | - |
| 03:00 | 0 | 0 | - | 0 | - | 0 | - | 0 | - | 0 | - |
| 04:00 | 0 | 0 | - | 0 | - | 0 | - | 0 | - | 0 | - |
| 05:00 | 0 | 0 | - | 0 | - | 0 | - | 0 | - | 0 | - |
| 06:00 | 0 | 0 | - | 0 | - | 0 | - | 0 | - | 0 | - |
| 07:00 | 66 | 0 | 0.0 | 58 | 87.9 | 8 | 12.1 | 0 | 0.0 | 0 | 0.0 |
| 08:00 | 63 | 0 | 0.0 | 61 | 96.8 | 0 | 0.0 | 1 | 1.6 | 1 | 1.6 |
| 09:00 | 55 | 0 | 0.0 | 54 | 98.2 | 1 | 1.8 | 0 | 0.0 | 0 | 0.0 |
| 10:00 | 42 | 0 | 0.0 | 38 | 90.5 | 4 | 9.5 | 0 | 0.0 | 0 | 0.0 |
| 11:00 | 34 | 0 | 0.0 | 28 | 82.4 | 5 | 14.7 | 0 | 0.0 | 1 | 2.9 |
| 12:00 | 23 | 0 | 0.0 | 21 | 91.3 | 1 | 4.4 | 1 | 4.4 | 0 | 0.0 |
| 13:00 | 26 | 0 | 0.0 | 22 | 84.6 | 3 | 11.5 | 0 | 0.0 | 1 | 3.9 |
| 14:00 | 26 | 0 | 0.0 | 21 | 80.8 | 4 | 15.4 | 1 | 3.9 | 0 | 0.0 |
| 15:00 | 62 | 0 | 0.0 | 56 | 90.3 | 5 | 8.1 | 0 | 0.0 | 1 | 1.6 |
| 16:00 | 28 | 0 | 0.0 | 19 | 67.9 | 7 | 25.0 | 2 | 7.1 | 0 | 0.0 |
| 17:00 | 24 | 0 | 0.0 | 20 | 83.3 | 3 | 12.5 | 1 | 4.2 | 0 | 0.0 |
| 18:00 | 19 | 0 | 0.0 | 15 | 79.0 | 3 | 15.8 | 0 | 0.0 | 1 | 5.3 |
| 19:00 | 18 | 0 | 0.0 | 17 | 94.4 | 0 | 0.0 | 0 | 0.0 | 1 | 5.6 |
| 20:00 | 8 | 0 | 0.0 | 8 | 100.0 | 0 | 0.0 | 0 | 0.0 | 0 | 0.0 |
| 21:00 | 5 | 0 | 0.0 | 5 | 100.0 | 0 | 0.0 | 0 | 0.0 | 0 | 0.0 |
| 22:00 | 5 | 0 | 0.0 | 4 | 80.0 | 1 | 20.0 | 0 | 0.0 | 0 | 0.0 |
| 23:00 | 0 | 0 | - | 0 | - | 0 | - | 0 | - | 0 | - |
| 12H,7-19 | 468 | 0 | 0.0 | 413 | 88.3 | 44 | 9.4 | 6 | 1.3 | 5 | 1.1 |
| 16H,6-22 | 499 | 0 | 0.0 | 443 | 88.8 | 44 | 8.8 | 6 | 1.2 | 6 | 1.2 |
| 18H,6-24 | 504 | 0 | 0.0 | 447 | 88.7 | 45 | 8.9 | 6 | 1.2 | 6 | 1.2 |
| 24H,0-24 | 504 | 0 | 0.0 | 447 | 88.7 | 45 | 8.9 | 6 | 1.2 | 6 | 1.2 |

| TIME PERIOD | TOTAL VEHICLES | MOTOR-CYCLES | MOTOR-CYCLES% | CARS | CARS % | LGV | LGV % | HGV | HGV % | BUS | BUS % |
|----------------------|----------------|--------------|---------------|------|--------|-----|-------|-----|-------|-----|-------|
| Wed 13-Dec-17 | | | | | | | | | | | |
| 00:00 | 2 | 0 | 0.0 | 2 | 100.0 | 0 | 0.0 | 0 | 0.0 | 0 | 0.0 |
| 01:00 | 0 | 0 | - | 0 | - | 0 | - | 0 | - | 0 | - |
| 02:00 | 0 | 0 | - | 0 | - | 0 | - | 0 | - | 0 | - |
| 03:00 | 0 | 0 | - | 0 | - | 0 | - | 0 | - | 0 | - |
| 04:00 | 2 | 0 | 0.0 | 2 | 100.0 | 0 | 0.0 | 0 | 0.0 | 0 | 0.0 |
| 05:00 | 7 | 0 | 0.0 | 6 | 85.7 | 1 | 14.3 | 0 | 0.0 | 0 | 0.0 |
| 06:00 | 19 | 0 | 0.0 | 18 | 94.7 | 1 | 5.3 | 0 | 0.0 | 0 | 0.0 |
| 07:00 | 57 | 0 | 0.0 | 49 | 86.0 | 8 | 14.0 | 0 | 0.0 | 0 | 0.0 |
| 08:00 | 61 | 0 | 0.0 | 58 | 95.1 | 0 | 0.0 | 2 | 3.3 | 1 | 1.6 |
| 09:00 | 47 | 0 | 0.0 | 46 | 97.9 | 1 | 2.1 | 0 | 0.0 | 0 | 0.0 |
| 10:00 | 47 | 0 | 0.0 | 44 | 93.6 | 3 | 6.4 | 0 | 0.0 | 0 | 0.0 |
| 11:00 | 36 | 0 | 0.0 | 29 | 80.6 | 6 | 16.7 | 0 | 0.0 | 1 | 2.8 |
| 12:00 | 35 | 0 | 0.0 | 29 | 82.9 | 5 | 14.3 | 0 | 0.0 | 1 | 2.9 |
| 13:00 | 33 | 0 | 0.0 | 33 | 100.0 | 0 | 0.0 | 0 | 0.0 | 0 | 0.0 |
| 14:00 | 39 | 0 | 0.0 | 37 | 94.9 | 2 | 5.1 | 0 | 0.0 | 0 | 0.0 |
| 15:00 | 36 | 0 | 0.0 | 31 | 86.1 | 4 | 11.1 | 1 | 2.8 | 0 | 0.0 |
| 16:00 | 26 | 0 | 0.0 | 22 | 84.6 | 3 | 11.5 | 1 | 3.9 | 0 | 0.0 |
| 17:00 | 33 | 1 | 3.0 | 31 | 93.9 | 1 | 3.0 | 0 | 0.0 | 0 | 0.0 |
| 18:00 | 33 | 0 | 0.0 | 30 | 90.9 | 2 | 6.1 | 1 | 3.0 | 0 | 0.0 |
| 19:00 | 11 | 0 | 0.0 | 11 | 100.0 | 0 | 0.0 | 0 | 0.0 | 0 | 0.0 |
| 20:00 | 7 | 0 | 0.0 | 5 | 71.4 | 1 | 14.3 | 1 | 14.3 | 0 | 0.0 |
| 21:00 | 7 | 0 | 0.0 | 5 | 71.4 | 2 | 28.6 | 0 | 0.0 | 0 | 0.0 |
| 22:00 | 5 | 0 | 0.0 | 4 | 80.0 | 0 | 0.0 | 1 | 20.0 | 0 | 0.0 |
| 23:00 | 1 | 0 | 0.0 | 1 | 100.0 | 0 | 0.0 | 0 | 0.0 | 0 | 0.0 |
| 12H,7-19 | 483 | 1 | 0.2 | 439 | 90.9 | 35 | 7.3 | 5 | 1.0 | 3 | 0.6 |
| 16H,6-22 | 527 | 1 | 0.2 | 478 | 90.7 | 39 | 7.4 | 6 | 1.1 | 3 | 0.6 |
| 18H,6-24 | 533 | 1 | 0.2 | 483 | 90.6 | 39 | 7.3 | 7 | 1.3 | 3 | 0.6 |
| 24H,0-24 | 544 | 1 | 0.2 | 493 | 90.6 | 40 | 7.4 | 7 | 1.3 | 3 | 0.6 |

| TIME PERIOD | TOTAL VEHICLES | MOTOR-CYCLES | MOTOR-CYCLES% | CARS | CARS % | LGV | LGV % | HGV | HGV % | BUS | BUS % |
|---------------|----------------|--------------|---------------|------|--------|-----|-------|-----|-------|-----|-------|
| Thu 14-Dec-17 | | | | | | | | | | | |
| 00:00 | 3 | 0 | 0.0 | 3 | 100.0 | 0 | 0.0 | 0 | 0.0 | 0 | 0.0 |
| 01:00 | 2 | 0 | 0.0 | 2 | 100.0 | 0 | 0.0 | 0 | 0.0 | 0 | 0.0 |
| 02:00 | 0 | 0 | - | 0 | - | 0 | - | 0 | - | 0 | - |
| 03:00 | 0 | 0 | - | 0 | - | 0 | - | 0 | - | 0 | - |
| 04:00 | 2 | 0 | 0.0 | 2 | 100.0 | 0 | 0.0 | 0 | 0.0 | 0 | 0.0 |
| 05:00 | 9 | 0 | 0.0 | 8 | 88.9 | 1 | 11.1 | 0 | 0.0 | 0 | 0.0 |
| 06:00 | 16 | 0 | 0.0 | 16 | 100.0 | 0 | 0.0 | 0 | 0.0 | 0 | 0.0 |
| 07:00 | 41 | 1 | 2.4 | 36 | 87.8 | 3 | 7.3 | 0 | 0.0 | 1 | 2.4 |
| 08:00 | 59 | 0 | 0.0 | 56 | 94.9 | 1 | 1.7 | 1 | 1.7 | 1 | 1.7 |
| 09:00 | 47 | 0 | 0.0 | 44 | 93.6 | 2 | 4.3 | 0 | 0.0 | 1 | 2.1 |
| 10:00 | 43 | 0 | 0.0 | 38 | 88.4 | 5 | 11.6 | 0 | 0.0 | 0 | 0.0 |
| 11:00 | 37 | 0 | 0.0 | 35 | 94.6 | 1 | 2.7 | 0 | 0.0 | 1 | 2.7 |
| 12:00 | 35 | 0 | 0.0 | 32 | 91.4 | 0 | 0.0 | 3 | 8.6 | 0 | 0.0 |
| 13:00 | 18 | 0 | 0.0 | 15 | 83.3 | 2 | 11.1 | 1 | 5.6 | 0 | 0.0 |
| 14:00 | 39 | 0 | 0.0 | 33 | 84.6 | 4 | 10.3 | 2 | 5.1 | 0 | 0.0 |
| 15:00 | 45 | 0 | 0.0 | 43 | 95.6 | 2 | 4.4 | 0 | 0.0 | 0 | 0.0 |
| 16:00 | 36 | 0 | 0.0 | 33 | 91.7 | 2 | 5.6 | 0 | 0.0 | 1 | 2.8 |
| 17:00 | 36 | 0 | 0.0 | 33 | 91.7 | 2 | 5.6 | 0 | 0.0 | 1 | 2.8 |
| 18:00 | 27 | 0 | 0.0 | 23 | 85.2 | 3 | 11.1 | 0 | 0.0 | 1 | 3.7 |
| 19:00 | 39 | 1 | 2.6 | 36 | 92.3 | 1 | 2.6 | 1 | 2.6 | 0 | 0.0 |
| 20:00 | 10 | 1 | 10.0 | 7 | 70.0 | 1 | 10.0 | 1 | 10.0 | 0 | 0.0 |
| 21:00 | 15 | 0 | 0.0 | 12 | 80.0 | 3 | 20.0 | 0 | 0.0 | 0 | 0.0 |
| 22:00 | 10 | 0 | 0.0 | 10 | 100.0 | 0 | 0.0 | 0 | 0.0 | 0 | 0.0 |
| 23:00 | 4 | 0 | 0.0 | 4 | 100.0 | 0 | 0.0 | 0 | 0.0 | 0 | 0.0 |
| 12H,7-19 | 463 | 1 | 0.2 | 421 | 90.9 | 27 | 5.8 | 7 | 1.5 | 7 | 1.5 |
| 16H,6-22 | 543 | 3 | 0.6 | 492 | 90.6 | 32 | 5.9 | 9 | 1.7 | 7 | 1.3 |
| 18H,6-24 | 557 | 3 | 0.5 | 506 | 90.8 | 32 | 5.8 | 9 | 1.6 | 7 | 1.3 |
| 24H,0-24 | 573 | 3 | 0.5 | 521 | 90.9 | 33 | 5.8 | 9 | 1.6 | 7 | 1.2 |

| TIME PERIOD | TOTAL VEHICLES | MOTOR-CYCLES | MOTOR-CYCLES% | CARS | CARS % | LGV | LGV % | HGV | HGV % | BUS | BUS % |
|-----------------------|----------------|--------------|---------------|------|--------|-----|-------|-----|-------|-----|-------|
| Daily Totals | | | | | | | | | | | |
| Fri 08-Dec-17 | 444 | 6 | 1.4 | 392 | 88.3 | 27 | 6.1 | 16 | 3.6 | 3 | 0.7 |
| Sat 09-Dec-17 | 392 | 2 | 0.5 | 358 | 91.3 | 17 | 4.3 | 14 | 3.6 | 1 | 0.3 |
| Sun 10-Dec-17 | 61 | 0 | 0.0 | 58 | 95.1 | 2 | 3.3 | 1 | 1.6 | 0 | 0.0 |
| Mon 11-Dec-17 | 0 | 0 | - | 0 | - | 0 | - | 0 | - | 0 | - |
| Tue 12-Dec-17 | 504 | 0 | 0.0 | 447 | 88.7 | 45 | 8.9 | 6 | 1.2 | 6 | 1.2 |
| Wed 13-Dec-17 | 544 | 1 | 0.2 | 493 | 90.6 | 40 | 7.4 | 7 | 1.3 | 3 | 0.6 |
| Thu 14-Dec-17 | 573 | 3 | 0.5 | 521 | 90.9 | 33 | 5.8 | 9 | 1.6 | 7 | 1.2 |
| Total Vehicles | | | | | | | | | | | |
| [--] | 2518 | 12 | 0.4 | 2269 | 77.8 | 164 | 5.1 | 53 | 1.8 | 20 | 0.6 |



| Time Period | Total Vehicles | 85%ile Speed | Mean Speed | Stand Dev. | <11Mph | 11-<16 | 16-<21 | 21-<26 | 26-<31 | 31-<36 | 36-<41 | 41-<46 | 46-<51 | 51-<56 | 56-<61 | =>61 |
|----------------------|----------------|--------------|-------------|------------|----------|----------|----------|-----------|-----------|------------|------------|-----------|-----------|----------|----------|----------|
| Fri 08-Dec-17 | | | | | | | | | | | | | | | | |
| 00:00 | 1 | - | 43.5 | - | 0 | 0 | 0 | 0 | 0 | 0 | 0 | 1 | 0 | 0 | 0 | 0 |
| 01:00 | 1 | - | 43.5 | - | 0 | 0 | 0 | 0 | 0 | 0 | 0 | 1 | 0 | 0 | 0 | 0 |
| 02:00 | 0 | - | - | - | 0 | 0 | 0 | 0 | 0 | 0 | 0 | 0 | 0 | 0 | 0 | 0 |
| 03:00 | 1 | - | 38.5 | - | 0 | 0 | 0 | 0 | 0 | 0 | 1 | 0 | 0 | 0 | 0 | 0 |
| 04:00 | 0 | - | - | - | 0 | 0 | 0 | 0 | 0 | 0 | 0 | 0 | 0 | 0 | 0 | 0 |
| 05:00 | 3 | - | 38.5 | 10 | 0 | 0 | 0 | 0 | 1 | 0 | 1 | 0 | 1 | 0 | 0 | 0 |
| 06:00 | 11 | 44.1 | 39.4 | 5.1 | 0 | 0 | 0 | 0 | 0 | 3 | 4 | 3 | 1 | 0 | 0 | 0 |
| 07:00 | 36 | 40.3 | 34.9 | 6.3 | 0 | 0 | 1 | 1 | 8 | 8 | 14 | 3 | 1 | 0 | 0 | 0 |
| 08:00 | 58 | 39.1 | 34.4 | 5.7 | 0 | 1 | 0 | 1 | 8 | 29 | 16 | 1 | 1 | 1 | 0 | 0 |
| 09:00 | 37 | 35.7 | 32.8 | 6.7 | 0 | 1 | 0 | 0 | 12 | 19 | 2 | 2 | 0 | 0 | 1 | 0 |
| 10:00 | 25 | 41.8 | 32.5 | 7.6 | 0 | 1 | 0 | 3 | 6 | 9 | 1 | 5 | 0 | 0 | 0 | 0 |
| 11:00 | 28 | 41.5 | 36.9 | 5.5 | 0 | 0 | 0 | 0 | 3 | 10 | 10 | 3 | 2 | 0 | 0 | 0 |
| 12:00 | 34 | 39.2 | 33.6 | 5.9 | 0 | 0 | 1 | 3 | 4 | 14 | 10 | 2 | 0 | 0 | 0 | 0 |
| 13:00 | 19 | 38.2 | 31.4 | 7.6 | 0 | 1 | 2 | 0 | 4 | 6 | 6 | 0 | 0 | 0 | 0 | 0 |
| 14:00 | 38 | 39 | 33.5 | 6.6 | 0 | 1 | 1 | 3 | 3 | 16 | 13 | 0 | 1 | 0 | 0 | 0 |
| 15:00 | 42 | 41.9 | 34.9 | 6.3 | 0 | 1 | 0 | 1 | 4 | 23 | 5 | 7 | 1 | 0 | 0 | 0 |
| 16:00 | 21 | 46.4 | 37.8 | 6.9 | 0 | 0 | 0 | 0 | 3 | 7 | 5 | 2 | 4 | 0 | 0 | 0 |
| 17:00 | 18 | 38.3 | 33.5 | 5 | 0 | 0 | 0 | 1 | 4 | 8 | 4 | 1 | 0 | 0 | 0 | 0 |
| 18:00 | 35 | 42.6 | 34.4 | 7.2 | 0 | 0 | 0 | 3 | 9 | 12 | 3 | 7 | 0 | 1 | 0 | 0 |
| 19:00 | 9 | - | 32.9 | 3.3 | 0 | 0 | 0 | 0 | 2 | 6 | 1 | 0 | 0 | 0 | 0 | 0 |
| 20:00 | 11 | 45.3 | 38 | 7 | 0 | 0 | 0 | 0 | 0 | 6 | 3 | 0 | 1 | 1 | 0 | 0 |
| 21:00 | 8 | - | 38.5 | 5.5 | 0 | 0 | 0 | 0 | 0 | 3 | 3 | 1 | 1 | 0 | 0 | 0 |
| 22:00 | 5 | - | 34.5 | 11.4 | 0 | 0 | 0 | 1 | 1 | 2 | 0 | 0 | 0 | 1 | 0 | 0 |
| 23:00 | 3 | - | 38.5 | 5 | 0 | 0 | 0 | 0 | 0 | 1 | 1 | 1 | 0 | 0 | 0 | 0 |
| 12H,7-19 | 391 | 40.3 | 34.3 | 6.5 | 0 | 6 | 5 | 16 | 68 | 161 | 89 | 33 | 10 | 2 | 1 | 0 |
| 16H,6-22 | 430 | 40.5 | 34.5 | 6.5 | 0 | 6 | 5 | 16 | 70 | 179 | 100 | 37 | 13 | 3 | 1 | 0 |
| 18H,6-24 | 438 | 40.5 | 34.6 | 6.6 | 0 | 6 | 5 | 17 | 71 | 182 | 101 | 38 | 13 | 4 | 1 | 0 |
| 24H,0-24 | 444 | 40.6 | 34.6 | 6.6 | 0 | 6 | 5 | 17 | 72 | 182 | 103 | 40 | 14 | 4 | 1 | 0 |

22447 STEEPLE ASTON Site No: 22447001 Location Site 1, South Side, Steeple Aston (TG Pole)
 Fri 08-Dec-17 to Thu 14-Dec-17 Channel: Westbound

| Time Period | Total Vehicles | 85%ile Speed | Mean Speed | Stand Dev. | <11Mph | 11-<16 | 16-<21 | 21-<26 | 26-<31 | 31-<36 | 36-<41 | 41-<46 | 46-<51 | 51-<56 | 56-<61 | =>61 |
|----------------------|----------------|--------------|------------|------------|--------|--------|--------|--------|--------|--------|--------|--------|--------|--------|--------|------|
| Sat 09-Dec-17 | | | | | | | | | | | | | | | | |
| 00:00 | 1 | - | 23.5 | - | 0 | 0 | 0 | 1 | 0 | 0 | 0 | 0 | 0 | 0 | 0 | 0 |
| 01:00 | 0 | - | - | - | 0 | 0 | 0 | 0 | 0 | 0 | 0 | 0 | 0 | 0 | 0 | 0 |
| 02:00 | 0 | - | - | - | 0 | 0 | 0 | 0 | 0 | 0 | 0 | 0 | 0 | 0 | 0 | 0 |
| 03:00 | 0 | - | - | - | 0 | 0 | 0 | 0 | 0 | 0 | 0 | 0 | 0 | 0 | 0 | 0 |
| 04:00 | 0 | - | - | - | 0 | 0 | 0 | 0 | 0 | 0 | 0 | 0 | 0 | 0 | 0 | 0 |
| 05:00 | 3 | - | 40.2 | 5.9 | 0 | 0 | 0 | 0 | 0 | 1 | 0 | 2 | 0 | 0 | 0 | 0 |
| 06:00 | 2 | - | 33.5 | 1.8 | 0 | 0 | 0 | 0 | 0 | 2 | 0 | 0 | 0 | 0 | 0 | 0 |
| 07:00 | 12 | 39.5 | 36.8 | 5.9 | 0 | 0 | 0 | 0 | 2 | 3 | 5 | 1 | 1 | 0 | 0 | 0 |
| 08:00 | 29 | 37.2 | 33.2 | 5 | 0 | 0 | 1 | 1 | 4 | 17 | 5 | 1 | 0 | 0 | 0 | 0 |
| 09:00 | 34 | 41.7 | 36.9 | 7.4 | 0 | 1 | 0 | 0 | 3 | 11 | 13 | 3 | 1 | 2 | 0 | 0 |
| 10:00 | 42 | 41.8 | 34.6 | 7 | 0 | 1 | 1 | 1 | 8 | 13 | 10 | 8 | 0 | 0 | 0 | 0 |
| 11:00 | 35 | 39.5 | 32.9 | 7.5 | 0 | 1 | 2 | 2 | 5 | 15 | 6 | 3 | 1 | 0 | 0 | 0 |
| 12:00 | 39 | 38.3 | 32 | 6.9 | 0 | 1 | 2 | 3 | 9 | 13 | 10 | 0 | 1 | 0 | 0 | 0 |
| 13:00 | 35 | 39.6 | 34.4 | 6 | 0 | 0 | 1 | 2 | 4 | 15 | 10 | 2 | 1 | 0 | 0 | 0 |
| 14:00 | 28 | 40.1 | 33.7 | 7.8 | 0 | 1 | 1 | 2 | 4 | 8 | 9 | 2 | 1 | 0 | 0 | 0 |
| 15:00 | 18 | 43.3 | 36.6 | 6.6 | 0 | 0 | 0 | 1 | 2 | 6 | 4 | 4 | 1 | 0 | 0 | 0 |
| 16:00 | 26 | 44 | 37.7 | 6.7 | 0 | 0 | 0 | 0 | 5 | 5 | 8 | 6 | 1 | 1 | 0 | 0 |
| 17:00 | 23 | 40 | 35.7 | 4.7 | 0 | 0 | 0 | 0 | 4 | 7 | 10 | 2 | 0 | 0 | 0 | 0 |
| 18:00 | 21 | 45.2 | 38 | 6.5 | 0 | 0 | 0 | 0 | 2 | 8 | 4 | 4 | 3 | 0 | 0 | 0 |
| 19:00 | 21 | 43.3 | 36.8 | 7.6 | 0 | 0 | 1 | 0 | 2 | 7 | 6 | 3 | 1 | 1 | 0 | 0 |
| 20:00 | 12 | 40.3 | 35.2 | 6.7 | 0 | 0 | 1 | 0 | 0 | 6 | 3 | 2 | 0 | 0 | 0 | 0 |
| 21:00 | 5 | - | 33.5 | 10.6 | 0 | 0 | 1 | 0 | 1 | 1 | 0 | 2 | 0 | 0 | 0 | 0 |
| 22:00 | 3 | - | 38.5 | 5 | 0 | 0 | 0 | 0 | 0 | 1 | 1 | 1 | 0 | 0 | 0 | 0 |
| 23:00 | 3 | - | 33.5 | 1.7 | 0 | 0 | 0 | 0 | 0 | 3 | 0 | 0 | 0 | 0 | 0 | 0 |
| 12H,7-19 | 342 | 40.9 | 34.8 | 6.9 | 0 | 5 | 8 | 12 | 52 | 121 | 94 | 36 | 11 | 3 | 0 | 0 |
| 16H,6-22 | 382 | 41.1 | 34.9 | 6.9 | 0 | 5 | 11 | 12 | 55 | 137 | 103 | 43 | 12 | 4 | 0 | 0 |
| 18H,6-24 | 388 | 41.1 | 34.9 | 6.9 | 0 | 5 | 11 | 12 | 55 | 141 | 104 | 44 | 12 | 4 | 0 | 0 |
| 24H,0-24 | 392 | 41.3 | 35 | 6.9 | 0 | 5 | 11 | 13 | 55 | 142 | 104 | 46 | 12 | 4 | 0 | 0 |

| Time Period | Total Vehicles | 85%ile Speed | Mean Speed | Stand Dev. | <11Mph | 11-<16 | 16-<21 | 21-<26 | 26-<31 | 31-<36 | 36-<41 | 41-<46 | 46-<51 | 51-<56 | 56-<61 | =>61 |
|----------------------|----------------|--------------|------------|------------|--------|--------|--------|--------|--------|--------|--------|--------|--------|--------|--------|------|
| Sun 10-Dec-17 | | | | | | | | | | | | | | | | |
| 00:00 | 3 | - | 35.2 | 3.1 | 0 | 0 | 0 | 0 | 0 | 2 | 1 | 0 | 0 | 0 | 0 | 0 |
| 01:00 | 4 | - | 39.8 | 4.9 | 0 | 0 | 0 | 0 | 0 | 1 | 1 | 2 | 0 | 0 | 0 | 0 |
| 02:00 | 1 | - | 33.5 | - | 0 | 0 | 0 | 0 | 0 | 1 | 0 | 0 | 0 | 0 | 0 | 0 |
| 03:00 | 0 | - | - | - | 0 | 0 | 0 | 0 | 0 | 0 | 0 | 0 | 0 | 0 | 0 | 0 |
| 04:00 | 0 | - | - | - | 0 | 0 | 0 | 0 | 0 | 0 | 0 | 0 | 0 | 0 | 0 | 0 |
| 05:00 | 2 | - | 13.7 | 6.9 | 1 | 0 | 1 | 0 | 0 | 0 | 0 | 0 | 0 | 0 | 0 | 0 |
| 06:00 | 3 | - | 26.8 | 3.1 | 0 | 0 | 0 | 1 | 2 | 0 | 0 | 0 | 0 | 0 | 0 | 0 |
| 07:00 | 1 | - | 13.5 | - | 0 | 1 | 0 | 0 | 0 | 0 | 0 | 0 | 0 | 0 | 0 | 0 |
| 08:00 | 7 | - | 18.5 | 8.2 | 1 | 3 | 0 | 1 | 2 | 0 | 0 | 0 | 0 | 0 | 0 | 0 |
| 09:00 | 5 | - | 15.6 | 6.7 | 2 | 0 | 2 | 1 | 0 | 0 | 0 | 0 | 0 | 0 | 0 | 0 |
| 10:00 | 9 | - | 18.5 | 5.2 | 0 | 3 | 4 | 1 | 1 | 0 | 0 | 0 | 0 | 0 | 0 | 0 |
| 11:00 | 8 | - | 20.4 | 4.7 | 0 | 1 | 4 | 2 | 1 | 0 | 0 | 0 | 0 | 0 | 0 | 0 |
| 12:00 | 8 | - | 18.5 | 4 | 0 | 2 | 4 | 2 | 0 | 0 | 0 | 0 | 0 | 0 | 0 | 0 |
| 13:00 | 8 | - | 20.4 | 3.9 | 0 | 0 | 6 | 1 | 1 | 0 | 0 | 0 | 0 | 0 | 0 | 0 |
| 14:00 | 2 | - | 21 | 3.5 | 0 | 0 | 1 | 1 | 0 | 0 | 0 | 0 | 0 | 0 | 0 | 0 |
| 15:00 | 0 | - | - | - | 0 | 0 | 0 | 0 | 0 | 0 | 0 | 0 | 0 | 0 | 0 | 0 |
| 16:00 | 0 | - | - | - | 0 | 0 | 0 | 0 | 0 | 0 | 0 | 0 | 0 | 0 | 0 | 0 |
| 17:00 | 0 | - | - | - | 0 | 0 | 0 | 0 | 0 | 0 | 0 | 0 | 0 | 0 | 0 | 0 |
| 18:00 | 0 | - | - | - | 0 | 0 | 0 | 0 | 0 | 0 | 0 | 0 | 0 | 0 | 0 | 0 |
| 19:00 | 0 | - | - | - | 0 | 0 | 0 | 0 | 0 | 0 | 0 | 0 | 0 | 0 | 0 | 0 |
| 20:00 | 0 | - | - | - | 0 | 0 | 0 | 0 | 0 | 0 | 0 | 0 | 0 | 0 | 0 | 0 |
| 21:00 | 0 | - | - | - | 0 | 0 | 0 | 0 | 0 | 0 | 0 | 0 | 0 | 0 | 0 | 0 |
| 22:00 | 0 | - | - | - | 0 | 0 | 0 | 0 | 0 | 0 | 0 | 0 | 0 | 0 | 0 | 0 |
| 23:00 | 0 | - | - | - | 0 | 0 | 0 | 0 | 0 | 0 | 0 | 0 | 0 | 0 | 0 | 0 |
| 12H,7-19 | 48 | 24.5 | 18.8 | 5.3 | 3 | 10 | 21 | 9 | 5 | 0 | 0 | 0 | 0 | 0 | 0 | 0 |
| 16H,6-22 | 51 | 25.4 | 19.3 | 5.5 | 3 | 10 | 21 | 10 | 7 | 0 | 0 | 0 | 0 | 0 | 0 | 0 |
| 18H,6-24 | 51 | 25.4 | 19.3 | 5.5 | 3 | 10 | 21 | 10 | 7 | 0 | 0 | 0 | 0 | 0 | 0 | 0 |
| 24H,0-24 | 61 | 29.8 | 21.5 | 8.3 | 4 | 10 | 22 | 10 | 7 | 4 | 2 | 2 | 0 | 0 | 0 | 0 |

22447 STEEPLE ASTON Site No: 22447001 Location Site 1, South Side, Steeple Aston (TG Pole)
 Fri 08-Dec-17 to Thu 14-Dec-17 Channel: Westbound

| Time Period | Total Vehicles | 85%ile Speed | Mean Speed | Stand Dev. | <11Mph | 11-<16 | 16-<21 | 21-<26 | 26-<31 | 31-<36 | 36-<41 | 41-<46 | 46-<51 | 51-<56 | 56-<61 | =>61 |
|----------------------|----------------|--------------|------------|------------|--------|--------|--------|--------|--------|--------|--------|--------|--------|--------|--------|------|
| Mon 11-Dec-17 | | | | | | | | | | | | | | | | |
| 00:00 | 0 | - | - | - | 0 | 0 | 0 | 0 | 0 | 0 | 0 | 0 | 0 | 0 | 0 | 0 |
| 01:00 | 0 | - | - | - | 0 | 0 | 0 | 0 | 0 | 0 | 0 | 0 | 0 | 0 | 0 | 0 |
| 02:00 | 0 | - | - | - | 0 | 0 | 0 | 0 | 0 | 0 | 0 | 0 | 0 | 0 | 0 | 0 |
| 03:00 | 0 | - | - | - | 0 | 0 | 0 | 0 | 0 | 0 | 0 | 0 | 0 | 0 | 0 | 0 |
| 04:00 | 0 | - | - | - | 0 | 0 | 0 | 0 | 0 | 0 | 0 | 0 | 0 | 0 | 0 | 0 |
| 05:00 | 0 | - | - | - | 0 | 0 | 0 | 0 | 0 | 0 | 0 | 0 | 0 | 0 | 0 | 0 |
| 06:00 | 0 | - | - | - | 0 | 0 | 0 | 0 | 0 | 0 | 0 | 0 | 0 | 0 | 0 | 0 |
| 07:00 | 0 | - | - | - | 0 | 0 | 0 | 0 | 0 | 0 | 0 | 0 | 0 | 0 | 0 | 0 |
| 08:00 | 0 | - | - | - | 0 | 0 | 0 | 0 | 0 | 0 | 0 | 0 | 0 | 0 | 0 | 0 |
| 09:00 | 0 | - | - | - | 0 | 0 | 0 | 0 | 0 | 0 | 0 | 0 | 0 | 0 | 0 | 0 |
| 10:00 | 0 | - | - | - | 0 | 0 | 0 | 0 | 0 | 0 | 0 | 0 | 0 | 0 | 0 | 0 |
| 11:00 | 0 | - | - | - | 0 | 0 | 0 | 0 | 0 | 0 | 0 | 0 | 0 | 0 | 0 | 0 |
| 12:00 | 0 | - | - | - | 0 | 0 | 0 | 0 | 0 | 0 | 0 | 0 | 0 | 0 | 0 | 0 |
| 13:00 | 0 | - | - | - | 0 | 0 | 0 | 0 | 0 | 0 | 0 | 0 | 0 | 0 | 0 | 0 |
| 14:00 | 0 | - | - | - | 0 | 0 | 0 | 0 | 0 | 0 | 0 | 0 | 0 | 0 | 0 | 0 |
| 15:00 | 0 | - | - | - | 0 | 0 | 0 | 0 | 0 | 0 | 0 | 0 | 0 | 0 | 0 | 0 |
| 16:00 | 0 | - | - | - | 0 | 0 | 0 | 0 | 0 | 0 | 0 | 0 | 0 | 0 | 0 | 0 |
| 17:00 | 0 | - | - | - | 0 | 0 | 0 | 0 | 0 | 0 | 0 | 0 | 0 | 0 | 0 | 0 |
| 18:00 | 0 | - | - | - | 0 | 0 | 0 | 0 | 0 | 0 | 0 | 0 | 0 | 0 | 0 | 0 |
| 19:00 | 0 | - | - | - | 0 | 0 | 0 | 0 | 0 | 0 | 0 | 0 | 0 | 0 | 0 | 0 |
| 20:00 | 0 | - | - | - | 0 | 0 | 0 | 0 | 0 | 0 | 0 | 0 | 0 | 0 | 0 | 0 |
| 21:00 | 0 | - | - | - | 0 | 0 | 0 | 0 | 0 | 0 | 0 | 0 | 0 | 0 | 0 | 0 |
| 22:00 | 0 | - | - | - | 0 | 0 | 0 | 0 | 0 | 0 | 0 | 0 | 0 | 0 | 0 | 0 |
| 23:00 | 0 | - | - | - | 0 | 0 | 0 | 0 | 0 | 0 | 0 | 0 | 0 | 0 | 0 | 0 |
| 12H,7-19 | 0 | - | - | - | 0 | 0 | 0 | 0 | 0 | 0 | 0 | 0 | 0 | 0 | 0 | 0 |
| 16H,6-22 | 0 | - | - | - | 0 | 0 | 0 | 0 | 0 | 0 | 0 | 0 | 0 | 0 | 0 | 0 |
| 18H,6-24 | 0 | - | - | - | 0 | 0 | 0 | 0 | 0 | 0 | 0 | 0 | 0 | 0 | 0 | 0 |
| 24H,0-24 | 0 | - | - | - | 0 | 0 | 0 | 0 | 0 | 0 | 0 | 0 | 0 | 0 | 0 | 0 |

| Time Period | Total Vehicles | 85%ile Speed | Mean Speed | Stand Dev. | <11Mph | 11-<16 | 16-<21 | 21-<26 | 26-<31 | 31-<36 | 36-<41 | 41-<46 | 46-<51 | 51-<56 | 56-<61 | =>61 |
|----------------------|----------------|--------------|------------|------------|--------|--------|--------|--------|--------|--------|--------|--------|--------|--------|--------|------|
| Tue 12-Dec-17 | | | | | | | | | | | | | | | | |
| 00:00 | 0 | - | - | - | 0 | 0 | 0 | 0 | 0 | 0 | 0 | 0 | 0 | 0 | 0 | 0 |
| 01:00 | 0 | - | - | - | 0 | 0 | 0 | 0 | 0 | 0 | 0 | 0 | 0 | 0 | 0 | 0 |
| 02:00 | 0 | - | - | - | 0 | 0 | 0 | 0 | 0 | 0 | 0 | 0 | 0 | 0 | 0 | 0 |
| 03:00 | 0 | - | - | - | 0 | 0 | 0 | 0 | 0 | 0 | 0 | 0 | 0 | 0 | 0 | 0 |
| 04:00 | 0 | - | - | - | 0 | 0 | 0 | 0 | 0 | 0 | 0 | 0 | 0 | 0 | 0 | 0 |
| 05:00 | 0 | - | - | - | 0 | 0 | 0 | 0 | 0 | 0 | 0 | 0 | 0 | 0 | 0 | 0 |
| 06:00 | 0 | - | - | - | 0 | 0 | 0 | 0 | 0 | 0 | 0 | 0 | 0 | 0 | 0 | 0 |
| 07:00 | 66 | 36.4 | 31.2 | 6.8 | 1 | 0 | 4 | 5 | 20 | 25 | 8 | 1 | 2 | 0 | 0 | 0 |
| 08:00 | 63 | 38.5 | 33.7 | 5.9 | 0 | 0 | 2 | 3 | 9 | 32 | 14 | 1 | 1 | 1 | 0 | 0 |
| 09:00 | 55 | 43.6 | 36.9 | 6.7 | 0 | 0 | 1 | 0 | 10 | 13 | 16 | 12 | 2 | 1 | 0 | 0 |
| 10:00 | 42 | 35.1 | 30.9 | 6 | 1 | 1 | 0 | 2 | 13 | 22 | 2 | 1 | 0 | 0 | 0 | 0 |
| 11:00 | 34 | 39 | 33.2 | 6.9 | 0 | 1 | 0 | 5 | 2 | 15 | 9 | 1 | 1 | 0 | 0 | 0 |
| 12:00 | 23 | 31.1 | 27 | 7.2 | 1 | 0 | 3 | 4 | 11 | 2 | 1 | 1 | 0 | 0 | 0 | 0 |
| 13:00 | 26 | 38 | 30.4 | 6.8 | 0 | 0 | 2 | 3 | 12 | 3 | 4 | 2 | 0 | 0 | 0 | 0 |
| 14:00 | 26 | 32 | 27.3 | 5.5 | 0 | 0 | 3 | 7 | 11 | 3 | 2 | 0 | 0 | 0 | 0 | 0 |
| 15:00 | 62 | 35.1 | 27.8 | 7.5 | 0 | 3 | 8 | 14 | 19 | 10 | 4 | 4 | 0 | 0 | 0 | 0 |
| 16:00 | 28 | 34.3 | 27.3 | 8.2 | 0 | 1 | 7 | 4 | 8 | 5 | 0 | 3 | 0 | 0 | 0 | 0 |
| 17:00 | 24 | 38.3 | 31.4 | 8 | 0 | 0 | 2 | 2 | 10 | 5 | 2 | 2 | 0 | 1 | 0 | 0 |
| 18:00 | 19 | 34 | 28.2 | 5.8 | 0 | 0 | 2 | 5 | 5 | 6 | 1 | 0 | 0 | 0 | 0 | 0 |
| 19:00 | 18 | 38.3 | 31.3 | 6.6 | 0 | 0 | 1 | 2 | 7 | 3 | 4 | 1 | 0 | 0 | 0 | 0 |
| 20:00 | 8 | - | 33.5 | 4.8 | 0 | 0 | 0 | 0 | 3 | 2 | 3 | 0 | 0 | 0 | 0 | 0 |
| 21:00 | 5 | - | 36.5 | 5.8 | 0 | 0 | 0 | 0 | 1 | 1 | 2 | 1 | 0 | 0 | 0 | 0 |
| 22:00 | 5 | - | 18.6 | 6.1 | 1 | 0 | 2 | 2 | 0 | 0 | 0 | 0 | 0 | 0 | 0 | 0 |
| 23:00 | 0 | - | - | - | 0 | 0 | 0 | 0 | 0 | 0 | 0 | 0 | 0 | 0 | 0 | 0 |
| 12H,7-19 | 468 | 38.3 | 31 | 7.4 | 3 | 6 | 34 | 54 | 130 | 141 | 63 | 28 | 6 | 3 | 0 | 0 |
| 16H,6-22 | 499 | 38.5 | 31.1 | 7.3 | 3 | 6 | 35 | 56 | 141 | 147 | 72 | 30 | 6 | 3 | 0 | 0 |
| 18H,6-24 | 504 | 38.4 | 31 | 7.4 | 4 | 6 | 37 | 58 | 141 | 147 | 72 | 30 | 6 | 3 | 0 | 0 |
| 24H,0-24 | 504 | 38.4 | 31 | 7.4 | 4 | 6 | 37 | 58 | 141 | 147 | 72 | 30 | 6 | 3 | 0 | 0 |

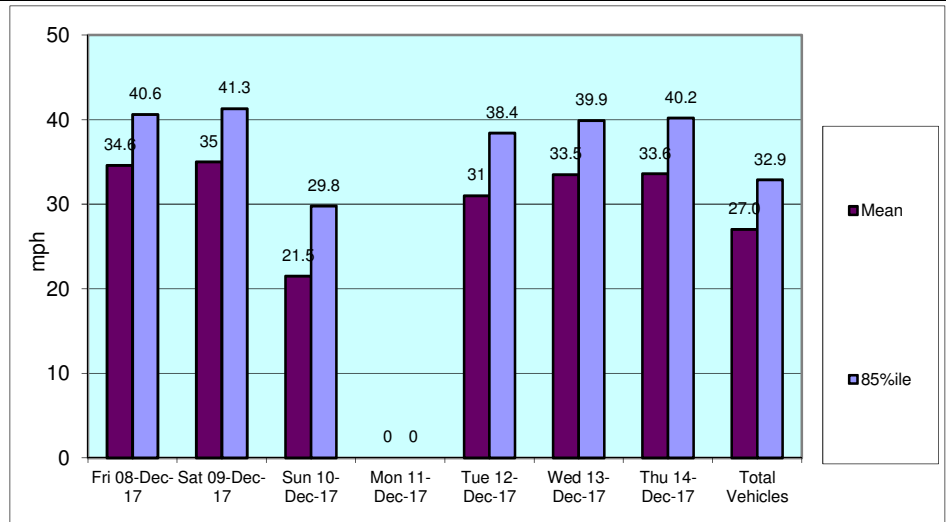
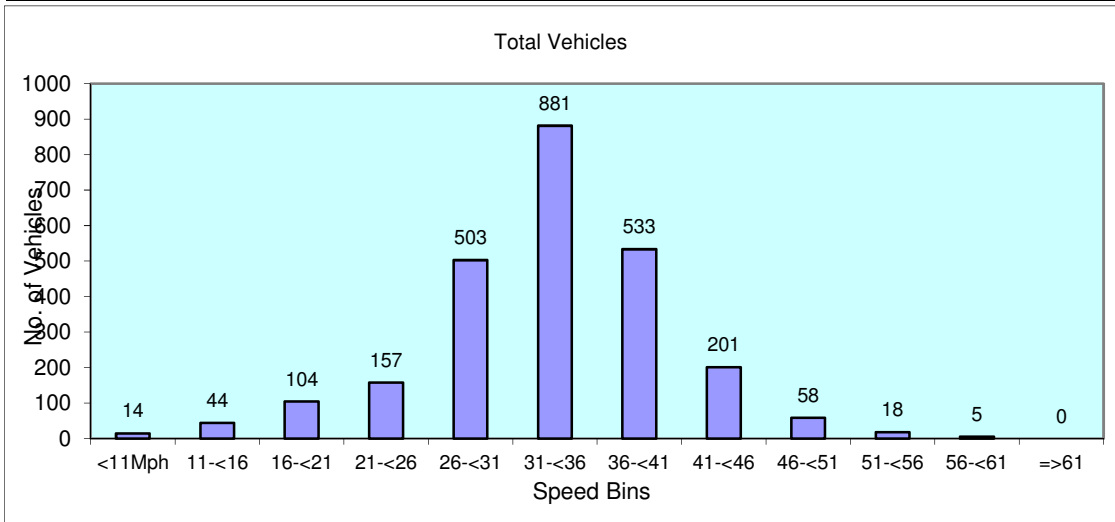
| Time Period | Total Vehicles | 85%ile Speed | Mean Speed | Stand Dev. | <11Mph | 11-<16 | 16-<21 | 21-<26 | 26-<31 | 31-<36 | 36-<41 | 41-<46 | 46-<51 | 51-<56 | 56-<61 | =>61 |
|----------------------|----------------|--------------|------------|------------|--------|--------|--------|--------|--------|--------|--------|--------|--------|--------|--------|------|
| Wed 13-Dec-17 | | | | | | | | | | | | | | | | |
| 00:00 | 2 | - | 28.5 | 1.8 | 0 | 0 | 0 | 0 | 2 | 0 | 0 | 0 | 0 | 0 | 0 | 0 |
| 01:00 | 0 | - | - | - | 0 | 0 | 0 | 0 | 0 | 0 | 0 | 0 | 0 | 0 | 0 | 0 |
| 02:00 | 0 | - | - | - | 0 | 0 | 0 | 0 | 0 | 0 | 0 | 0 | 0 | 0 | 0 | 0 |
| 03:00 | 0 | - | - | - | 0 | 0 | 0 | 0 | 0 | 0 | 0 | 0 | 0 | 0 | 0 | 0 |
| 04:00 | 2 | - | 41 | 10.6 | 0 | 0 | 0 | 0 | 0 | 1 | 0 | 0 | 1 | 0 | 0 | 0 |
| 05:00 | 7 | - | 35.6 | 9.6 | 0 | 0 | 0 | 1 | 2 | 1 | 0 | 2 | 1 | 0 | 0 | 0 |
| 06:00 | 19 | 39.9 | 34.6 | 5.8 | 0 | 0 | 0 | 2 | 2 | 7 | 6 | 2 | 0 | 0 | 0 | 0 |
| 07:00 | 57 | 38 | 31.1 | 7.5 | 1 | 0 | 5 | 4 | 17 | 17 | 10 | 1 | 2 | 0 | 0 | 0 |
| 08:00 | 61 | 38.4 | 33.2 | 6.3 | 0 | 0 | 3 | 3 | 11 | 28 | 13 | 1 | 1 | 1 | 0 | 0 |
| 09:00 | 47 | 43.8 | 36.8 | 6.8 | 0 | 0 | 1 | 0 | 6 | 17 | 11 | 8 | 3 | 1 | 0 | 0 |
| 10:00 | 47 | 35.5 | 31.5 | 6.4 | 1 | 1 | 0 | 2 | 14 | 24 | 3 | 1 | 1 | 0 | 0 | 0 |
| 11:00 | 36 | 39.4 | 33.6 | 7.5 | 0 | 1 | 0 | 5 | 3 | 15 | 9 | 1 | 1 | 1 | 0 | 0 |
| 12:00 | 35 | 42.6 | 36.9 | 6.8 | 0 | 0 | 0 | 0 | 6 | 11 | 11 | 4 | 2 | 0 | 1 | 0 |
| 13:00 | 33 | 42.6 | 33.7 | 9.8 | 0 | 3 | 1 | 1 | 7 | 6 | 8 | 5 | 1 | 1 | 0 | 0 |
| 14:00 | 39 | 35.3 | 31.2 | 5.3 | 0 | 0 | 2 | 1 | 16 | 16 | 2 | 2 | 0 | 0 | 0 | 0 |
| 15:00 | 36 | 39.6 | 35 | 5.4 | 0 | 0 | 0 | 3 | 2 | 15 | 14 | 1 | 1 | 0 | 0 | 0 |
| 16:00 | 26 | 39.1 | 32.9 | 6 | 0 | 0 | 1 | 1 | 9 | 5 | 9 | 1 | 0 | 0 | 0 | 0 |
| 17:00 | 33 | 39.4 | 34.9 | 5.1 | 0 | 0 | 1 | 1 | 1 | 17 | 11 | 2 | 0 | 0 | 0 | 0 |
| 18:00 | 33 | 38 | 31.1 | 6.9 | 0 | 2 | 0 | 4 | 9 | 9 | 9 | 0 | 0 | 0 | 0 | 0 |
| 19:00 | 11 | 39.9 | 34.4 | 6.8 | 0 | 0 | 0 | 2 | 1 | 2 | 5 | 1 | 0 | 0 | 0 | 0 |
| 20:00 | 7 | - | 33.5 | 7.7 | 0 | 0 | 0 | 2 | 0 | 2 | 2 | 1 | 0 | 0 | 0 | 0 |
| 21:00 | 7 | - | 32.1 | 8.1 | 0 | 0 | 1 | 0 | 2 | 2 | 1 | 1 | 0 | 0 | 0 | 0 |
| 22:00 | 5 | - | 37.5 | 13.4 | 0 | 0 | 0 | 1 | 1 | 0 | 2 | 0 | 0 | 0 | 1 | 0 |
| 23:00 | 1 | - | 8.8 | - | 1 | 0 | 0 | 0 | 0 | 0 | 0 | 0 | 0 | 0 | 0 | 0 |
| 12H,7-19 | 483 | 39.7 | 33.4 | 7 | 2 | 7 | 14 | 25 | 101 | 180 | 110 | 27 | 12 | 4 | 1 | 0 |
| 16H,6-22 | 527 | 39.8 | 33.4 | 7 | 2 | 7 | 15 | 31 | 106 | 193 | 124 | 32 | 12 | 4 | 1 | 0 |
| 18H,6-24 | 533 | 39.8 | 33.4 | 7.1 | 3 | 7 | 15 | 32 | 107 | 193 | 126 | 32 | 12 | 4 | 2 | 0 |
| 24H,0-24 | 544 | 39.9 | 33.5 | 7.1 | 3 | 7 | 15 | 33 | 111 | 195 | 126 | 34 | 14 | 4 | 2 | 0 |

| Time Period | Total Vehicles | 85%ile Speed | Mean Speed | Stand Dev. | <11Mph | 11-<16 | 16-<21 | 21-<26 | 26-<31 | 31-<36 | 36-<41 | 41-<46 | 46-<51 | 51-<56 | 56-<61 | =>61 |
|----------------------|----------------|--------------|-------------|------------|----------|-----------|-----------|-----------|------------|------------|------------|-----------|-----------|----------|----------|----------|
| Thu 14-Dec-17 | | | | | | | | | | | | | | | | |
| 00:00 | 3 | - | 25.2 | 10.4 | 0 | 1 | 0 | 0 | 1 | 1 | 0 | 0 | 0 | 0 | 0 | 0 |
| 01:00 | 2 | - | 28.5 | 7.1 | 0 | 0 | 0 | 1 | 0 | 1 | 0 | 0 | 0 | 0 | 0 | 0 |
| 02:00 | 0 | - | - | - | 0 | 0 | 0 | 0 | 0 | 0 | 0 | 0 | 0 | 0 | 0 | 0 |
| 03:00 | 0 | - | - | - | 0 | 0 | 0 | 0 | 0 | 0 | 0 | 0 | 0 | 0 | 0 | 0 |
| 04:00 | 2 | - | 46 | 3.5 | 0 | 0 | 0 | 0 | 0 | 0 | 0 | 1 | 1 | 0 | 0 | 0 |
| 05:00 | 9 | - | 38.5 | 8 | 0 | 0 | 0 | 0 | 2 | 1 | 3 | 2 | 0 | 1 | 0 | 0 |
| 06:00 | 16 | 39.2 | 35.1 | 4.2 | 0 | 0 | 0 | 0 | 3 | 5 | 8 | 0 | 0 | 0 | 0 | 0 |
| 07:00 | 41 | 39.2 | 33.1 | 6.3 | 0 | 0 | 3 | 1 | 8 | 16 | 10 | 3 | 0 | 0 | 0 | 0 |
| 08:00 | 59 | 38.2 | 32.7 | 6 | 1 | 0 | 1 | 4 | 10 | 28 | 13 | 2 | 0 | 0 | 0 | 0 |
| 09:00 | 47 | 40.8 | 35.6 | 5.7 | 0 | 0 | 0 | 1 | 8 | 17 | 14 | 5 | 2 | 0 | 0 | 0 |
| 10:00 | 43 | 38.8 | 32.9 | 6.9 | 0 | 2 | 2 | 0 | 6 | 21 | 9 | 3 | 0 | 0 | 0 | 0 |
| 11:00 | 37 | 39.9 | 33.2 | 9.1 | 0 | 3 | 1 | 1 | 6 | 13 | 9 | 2 | 1 | 0 | 1 | 0 |
| 12:00 | 35 | 42.6 | 34.5 | 9.6 | 1 | 1 | 1 | 2 | 3 | 13 | 7 | 4 | 1 | 2 | 0 | 0 |
| 13:00 | 18 | 40.5 | 34.1 | 8 | 0 | 1 | 0 | 0 | 5 | 5 | 4 | 2 | 1 | 0 | 0 | 0 |
| 14:00 | 39 | 40.7 | 34.1 | 6.5 | 0 | 0 | 1 | 2 | 8 | 15 | 7 | 5 | 1 | 0 | 0 | 0 |
| 15:00 | 45 | 40.4 | 33.1 | 7.1 | 0 | 1 | 2 | 1 | 14 | 11 | 10 | 6 | 0 | 0 | 0 | 0 |
| 16:00 | 36 | 38.6 | 33.5 | 5.3 | 0 | 0 | 1 | 1 | 7 | 17 | 8 | 2 | 0 | 0 | 0 | 0 |
| 17:00 | 36 | 41.1 | 33.9 | 7.4 | 1 | 0 | 1 | 0 | 9 | 11 | 8 | 6 | 0 | 0 | 0 | 0 |
| 18:00 | 27 | 43.4 | 35.2 | 7.5 | 0 | 0 | 0 | 3 | 4 | 10 | 4 | 3 | 3 | 0 | 0 | 0 |
| 19:00 | 39 | 35.6 | 31.3 | 5.4 | 0 | 0 | 0 | 6 | 12 | 16 | 4 | 0 | 1 | 0 | 0 | 0 |
| 20:00 | 10 | 41 | 36.5 | 9.3 | 0 | 0 | 0 | 0 | 3 | 3 | 2 | 1 | 0 | 0 | 1 | 0 |
| 21:00 | 15 | 40.1 | 33.8 | 7.3 | 0 | 0 | 0 | 2 | 4 | 3 | 4 | 1 | 1 | 0 | 0 | 0 |
| 22:00 | 10 | 36 | 31.5 | 6.9 | 0 | 0 | 1 | 0 | 4 | 3 | 1 | 1 | 0 | 0 | 0 | 0 |
| 23:00 | 4 | - | 27.3 | 11.1 | 0 | 1 | 0 | 1 | 0 | 1 | 1 | 0 | 0 | 0 | 0 | 0 |
| 12H,7-19 | 463 | 40.3 | 33.8 | 7.1 | 3 | 8 | 13 | 16 | 88 | 177 | 103 | 43 | 9 | 2 | 1 | 0 |
| 16H,6-22 | 543 | 40.1 | 33.7 | 7 | 3 | 8 | 13 | 24 | 110 | 204 | 121 | 45 | 11 | 2 | 2 | 0 |
| 18H,6-24 | 557 | 40.1 | 33.6 | 7 | 3 | 9 | 14 | 25 | 114 | 208 | 123 | 46 | 11 | 2 | 2 | 0 |
| 24H,0-24 | 573 | 40.2 | 33.6 | 7.1 | 3 | 10 | 14 | 26 | 117 | 211 | 126 | 49 | 12 | 3 | 2 | 0 |

| Time Period | Total Vehicles | 85%ile Speed | Mean Speed | Stand Dev. | <11Mph | 11-<16 | 16-<21 | 21-<26 | 26-<31 | 31-<36 | 36-<41 | 41-<46 | 46-<51 | 51-<56 | 56-<61 | =>61 |
|-------------|----------------|--------------|------------|------------|--------|--------|--------|--------|--------|--------|--------|--------|--------|--------|--------|------|
|-------------|----------------|--------------|------------|------------|--------|--------|--------|--------|--------|--------|--------|--------|--------|--------|--------|------|

| Daily Totals | | | | | | | | | | | | | | | | |
|---------------|-----|------|------|-----|---|----|----|----|-----|-----|-----|----|----|---|---|---|
| Fri 08-Dec-17 | 444 | 40.6 | 34.6 | 6.6 | 0 | 6 | 5 | 17 | 72 | 182 | 103 | 40 | 14 | 4 | 1 | 0 |
| Sat 09-Dec-17 | 392 | 41.3 | 35 | 6.9 | 0 | 5 | 11 | 13 | 55 | 142 | 104 | 46 | 12 | 4 | 0 | 0 |
| Sun 10-Dec-17 | 61 | 29.8 | 21.5 | 8.3 | 4 | 10 | 22 | 10 | 7 | 4 | 2 | 2 | 0 | 0 | 0 | 0 |
| Mon 11-Dec-17 | 0 | - | - | - | 0 | 0 | 0 | 0 | 0 | 0 | 0 | 0 | 0 | 0 | 0 | 0 |
| Tue 12-Dec-17 | 504 | 38.4 | 31 | 7.4 | 4 | 6 | 37 | 58 | 141 | 147 | 72 | 30 | 6 | 3 | 0 | 0 |
| Wed 13-Dec-17 | 544 | 39.9 | 33.5 | 7.1 | 3 | 7 | 15 | 33 | 111 | 195 | 126 | 34 | 14 | 4 | 2 | 0 |
| Thu 14-Dec-17 | 573 | 40.2 | 33.6 | 7.1 | 3 | 10 | 14 | 26 | 117 | 211 | 126 | 49 | 12 | 3 | 2 | 0 |

| Total Vehicles | | | | | | | | | | | | | | | | |
|----------------|------|------|------|-----|----|----|-----|-----|-----|-----|-----|-----|----|----|---|---|
| [--] | 2518 | 32.9 | 27.0 | 6.2 | 14 | 44 | 104 | 157 | 503 | 881 | 533 | 201 | 58 | 18 | 5 | 0 |



| TIME PERIOD | Fri 08/12/17 | Sat 09/12/17 | Sun 10/12/17 | Mon 11/12/17 | Tue 12/12/17 | Wed 13/12/17 | Thu 14/12/17 | 5-Day Av | 7-Day Av |
|------------------------------|-----------------|-----------------|-----------------|-----------------|-----------------|-----------------|-----------------|-------------|-------------|
| Week Begin: 08-Dec-17 | | | | | | | | | |
| 00:00 | 1 | 1 | 3 | 0 | 0 | 2 | 3 | 1 | 1 |
| 01:00 | 1 | 0 | 4 | 0 | 0 | 0 | 2 | 1 | 1 |
| 02:00 | 0 | 0 | 1 | 0 | 0 | 0 | 0 | 0 | 0 |
| 03:00 | 1 | 0 | 0 | 0 | 0 | 0 | 0 | 0 | 0 |
| 04:00 | 0 | 0 | 0 | 0 | 0 | 2 | 2 | 1 | 1 |
| 05:00 | 3 | 3 | 2 | 0 | 0 | 7 | 9 | 4 | 3 |
| 06:00 | 11 | 2 | 3 | 0 | 0 | 19 | 16 | 9 | 7 |
| 07:00 | 36 | 12 | 1 | 0 | 66 | 57 | 41 | 40 | 30 |
| 08:00 | 58 | 29 | 7 | 0 | 63 | 61 | 59 | 48 | 40 |
| 09:00 | 37 | 34 | 5 | 0 | 55 | 47 | 47 | 37 | 32 |
| 10:00 | 25 | 42 | 9 | 0 | 42 | 47 | 43 | 31 | 30 |
| 11:00 | 28 | 35 | 8 | 0 | 34 | 36 | 37 | 27 | 25 |
| 12:00 | 34 | 39 | 8 | 0 | 23 | 35 | 35 | 25 | 25 |
| 13:00 | 19 | 35 | 8 | 0 | 26 | 33 | 18 | 19 | 20 |
| 14:00 | 38 | 28 | 2 | 0 | 26 | 39 | 39 | 28 | 25 |
| 15:00 | 42 | 18 | 0 | 0 | 62 | 36 | 45 | 37 | 29 |
| 16:00 | 21 | 26 | 0 | 0 | 28 | 26 | 36 | 22 | 20 |
| 17:00 | 18 | 23 | 0 | 0 | 24 | 33 | 36 | 22 | 19 |
| 18:00 | 35 | 21 | 0 | 0 | 19 | 33 | 27 | 23 | 19 |
| 19:00 | 9 | 21 | 0 | 0 | 18 | 11 | 39 | 15 | 14 |
| 20:00 | 11 | 12 | 0 | 0 | 8 | 7 | 10 | 7 | 7 |
| 21:00 | 8 | 5 | 0 | 0 | 5 | 7 | 15 | 7 | 6 |
| 22:00 | 5 | 3 | 0 | 0 | 5 | 5 | 10 | 5 | 4 |
| 23:00 | 3 | 3 | 0 | 0 | 0 | 1 | 4 | 2 | 2 |
| 12H,7-19 | 391 | 342 | 48 | 0 | 468 | 483 | 463 | 361 | 314 |
| 16H,6-22 | 430 | 382 | 51 | 0 | 499 | 527 | 543 | 400 | 347 |
| 18H,6-24 | 438 | 388 | 51 | 0 | 504 | 533 | 557 | 406 | 353 |
| 24H,0-24 | 444 | 392 | 61 | 0 | 504 | 544 | 573 | 413 | 360 |
| Am | 08:00 | 10:00 | 10:00 | 05:00 | 07:00 | 08:00 | 08:00 | - | - |
| Peak | 58 | 42 | 9 | 0 | 66 | 61 | 59 | 49 | 42 |
| Pm | 15:00 | 12:00 | 13:00 | 23:00 | 15:00 | 14:00 | 15:00 | - | - |
| Peak | 42 | 39 | 8 | 0 | 62 | 39 | 45 | 38 | 34 |

22447

STEEPLE ASTON

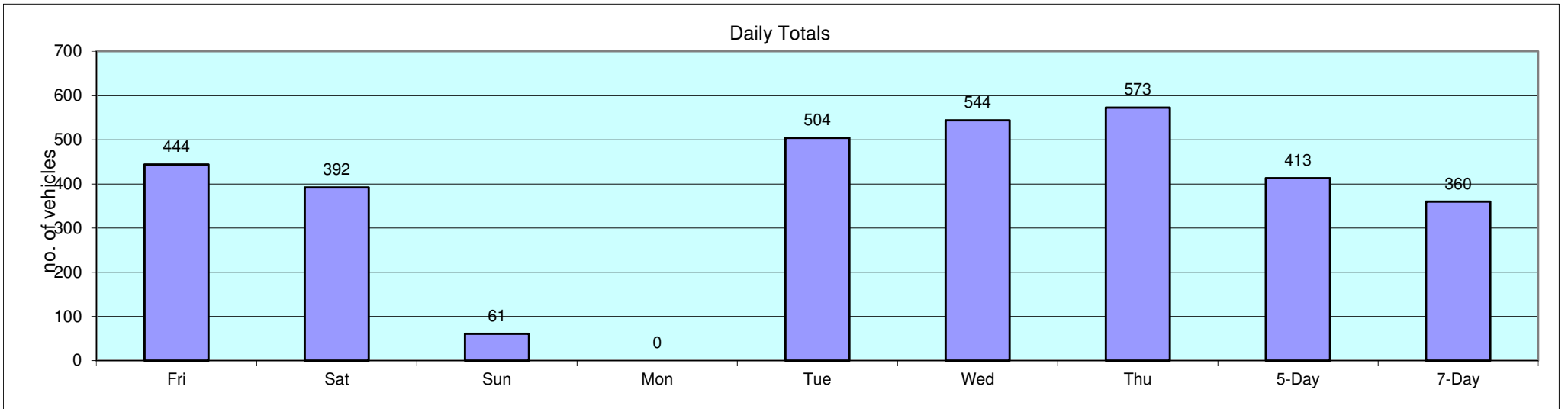
Site No: 22447001

Location

Site 1, South Side, Steeple Aston (TG Pole)

Channel: Westbound

| TIME PERIOD | Fri 08/12/17 | Sat 09/12/17 | Sun 10/12/17 | Mon 11/12/17 | Tue 12/12/17 | Wed 13/12/17 | Thu 14/12/17 | 5-Day Av | 7-Day Av |
|-------------|-----------------|-----------------|-----------------|-----------------|-----------------|-----------------|-----------------|-------------|-------------|
|-------------|-----------------|-----------------|-----------------|-----------------|-----------------|-----------------|-----------------|-------------|-------------|





| 22447 STEEPLE ASTON | | | | | | | | | | |
|----------------------|---|--------------------|---------------|---------------|--------------------------|----------------|------------|------------|----------------------|--------------------|
| DECEMBER 2017 | | | | | | | | | | |
| Site | Location | Direction | Start Date | End Date | Posted Speed Limit (PSL) | Total Vehicles | 5 Day Ave. | 7 Day Ave. | Average 85%ile Speed | Average Mean Speed |
| Site No: 22447002 | Site 2, South Side, Steeple Aston (TG Pole) SP 47019 25872 | Channel: Eastbound | Fri 08-Dec-17 | Thu 14-Dec-17 | 30 | 2858 | 469 | 408 | 26.0 | 21.5 |
| | | Channel: Westbound | Fri 08-Dec-17 | Thu 14-Dec-17 | | 2756 | 458 | 394 | 28.0 | 23.3 |

22447 STEEPLE ASTON Site No: 22447002 Location Site 2, South Side, Steeple Aston (TG Pole)
 Fri 08-Dec-17 to Thu 14-Dec-17 Channel: Eastbound

| TIME PERIOD | TOTAL VEHICLES | MOTOR-CYCLES | MOTOR-CYCLES% | CARS | CARS % | LGV | LGV % | HGV | HGV % | BUS | BUS % |
|---------------|----------------|--------------|---------------|------|--------|-----|-------|-----|-------|-----|-------|
| Fri 08-Dec-17 | | | | | | | | | | | |
| 00:00 | 1 | 0 | 0.0 | 1 | 100.0 | 0 | 0.0 | 0 | 0.0 | 0 | 0.0 |
| 01:00 | 4 | 0 | 0.0 | 3 | 75.0 | 1 | 25.0 | 0 | 0.0 | 0 | 0.0 |
| 02:00 | 1 | 0 | 0.0 | 1 | 100.0 | 0 | 0.0 | 0 | 0.0 | 0 | 0.0 |
| 03:00 | 0 | 0 | - | 0 | - | 0 | - | 0 | - | 0 | - |
| 04:00 | 0 | 0 | - | 0 | - | 0 | - | 0 | - | 0 | - |
| 05:00 | 2 | 0 | 0.0 | 1 | 50.0 | 1 | 50.0 | 0 | 0.0 | 0 | 0.0 |
| 06:00 | 4 | 0 | 0.0 | 3 | 75.0 | 0 | 0.0 | 1 | 25.0 | 0 | 0.0 |
| 07:00 | 16 | 0 | 0.0 | 10 | 62.5 | 3 | 18.8 | 3 | 18.8 | 0 | 0.0 |
| 08:00 | 37 | 0 | 0.0 | 32 | 86.5 | 4 | 10.8 | 1 | 2.7 | 0 | 0.0 |
| 09:00 | 17 | 0 | 0.0 | 14 | 82.4 | 2 | 11.8 | 1 | 5.9 | 0 | 0.0 |
| 10:00 | 41 | 0 | 0.0 | 35 | 85.4 | 4 | 9.8 | 2 | 4.9 | 0 | 0.0 |
| 11:00 | 25 | 0 | 0.0 | 19 | 76.0 | 4 | 16.0 | 2 | 8.0 | 0 | 0.0 |
| 12:00 | 39 | 0 | 0.0 | 36 | 92.3 | 0 | 0.0 | 3 | 7.7 | 0 | 0.0 |
| 13:00 | 24 | 0 | 0.0 | 18 | 75.0 | 5 | 20.8 | 1 | 4.2 | 0 | 0.0 |
| 14:00 | 55 | 0 | 0.0 | 51 | 92.7 | 2 | 3.6 | 2 | 3.6 | 0 | 0.0 |
| 15:00 | 42 | 0 | 0.0 | 37 | 88.1 | 3 | 7.1 | 1 | 2.4 | 1 | 2.4 |
| 16:00 | 42 | 1 | 2.4 | 38 | 90.5 | 2 | 4.8 | 1 | 2.4 | 0 | 0.0 |
| 17:00 | 40 | 0 | 0.0 | 37 | 92.5 | 2 | 5.0 | 1 | 2.5 | 0 | 0.0 |
| 18:00 | 41 | 1 | 2.4 | 36 | 87.8 | 2 | 4.9 | 2 | 4.9 | 0 | 0.0 |
| 19:00 | 22 | 1 | 4.6 | 20 | 90.9 | 1 | 4.6 | 0 | 0.0 | 0 | 0.0 |
| 20:00 | 17 | 1 | 5.9 | 15 | 88.2 | 1 | 5.9 | 0 | 0.0 | 0 | 0.0 |
| 21:00 | 12 | 0 | 0.0 | 12 | 100.0 | 0 | 0.0 | 0 | 0.0 | 0 | 0.0 |
| 22:00 | 24 | 1 | 4.2 | 22 | 91.7 | 0 | 0.0 | 1 | 4.2 | 0 | 0.0 |
| 23:00 | 5 | 0 | 0.0 | 5 | 100.0 | 0 | 0.0 | 0 | 0.0 | 0 | 0.0 |
| 12H,7-19 | 419 | 2 | 0.5 | 363 | 86.6 | 33 | 7.9 | 20 | 4.8 | 1 | 0.2 |
| 16H,6-22 | 474 | 4 | 0.8 | 413 | 87.1 | 35 | 7.4 | 21 | 4.4 | 1 | 0.2 |
| 18H,6-24 | 503 | 5 | 1.0 | 440 | 87.5 | 35 | 7.0 | 22 | 4.4 | 1 | 0.2 |
| 24H,0-24 | 511 | 5 | 1.0 | 446 | 87.3 | 37 | 7.2 | 22 | 4.3 | 1 | 0.2 |

22447 STEEPLE ASTON Site No: 22447002 Location Site 2, South Side, Steeple Aston (TG Pole)
 Fri 08-Dec-17 to Thu 14-Dec-17 Channel: Eastbound

| TIME PERIOD | TOTAL VEHICLES | MOTOR-CYCLES | MOTOR-CYCLES% | CARS | CARS % | LGV | LGV % | HGV | HGV % | BUS | BUS % |
|---------------|----------------|--------------|---------------|------|--------|-----|-------|-----|-------|-----|-------|
| Sat 09-Dec-17 | | | | | | | | | | | |
| 00:00 | 3 | 0 | 0.0 | 3 | 100.0 | 0 | 0.0 | 0 | 0.0 | 0 | 0.0 |
| 01:00 | 0 | 0 | - | 0 | - | 0 | - | 0 | - | 0 | - |
| 02:00 | 1 | 0 | 0.0 | 1 | 100.0 | 0 | 0.0 | 0 | 0.0 | 0 | 0.0 |
| 03:00 | 0 | 0 | - | 0 | - | 0 | - | 0 | - | 0 | - |
| 04:00 | 0 | 0 | - | 0 | - | 0 | - | 0 | - | 0 | - |
| 05:00 | 1 | 0 | 0.0 | 0 | 0.0 | 1 | 100.0 | 0 | 0.0 | 0 | 0.0 |
| 06:00 | 3 | 0 | 0.0 | 3 | 100.0 | 0 | 0.0 | 0 | 0.0 | 0 | 0.0 |
| 07:00 | 8 | 0 | 0.0 | 6 | 75.0 | 1 | 12.5 | 1 | 12.5 | 0 | 0.0 |
| 08:00 | 14 | 0 | 0.0 | 10 | 71.4 | 3 | 21.4 | 1 | 7.1 | 0 | 0.0 |
| 09:00 | 24 | 0 | 0.0 | 23 | 95.8 | 0 | 0.0 | 1 | 4.2 | 0 | 0.0 |
| 10:00 | 26 | 0 | 0.0 | 23 | 88.5 | 2 | 7.7 | 1 | 3.9 | 0 | 0.0 |
| 11:00 | 30 | 0 | 0.0 | 28 | 93.3 | 1 | 3.3 | 1 | 3.3 | 0 | 0.0 |
| 12:00 | 34 | 0 | 0.0 | 31 | 91.2 | 2 | 5.9 | 1 | 2.9 | 0 | 0.0 |
| 13:00 | 45 | 0 | 0.0 | 41 | 91.1 | 3 | 6.7 | 1 | 2.2 | 0 | 0.0 |
| 14:00 | 31 | 0 | 0.0 | 29 | 93.6 | 1 | 3.2 | 1 | 3.2 | 0 | 0.0 |
| 15:00 | 44 | 0 | 0.0 | 41 | 93.2 | 1 | 2.3 | 2 | 4.6 | 0 | 0.0 |
| 16:00 | 43 | 0 | 0.0 | 42 | 97.7 | 0 | 0.0 | 1 | 2.3 | 0 | 0.0 |
| 17:00 | 41 | 0 | 0.0 | 36 | 87.8 | 3 | 7.3 | 2 | 4.9 | 0 | 0.0 |
| 18:00 | 25 | 0 | 0.0 | 23 | 92.0 | 1 | 4.0 | 1 | 4.0 | 0 | 0.0 |
| 19:00 | 25 | 0 | 0.0 | 24 | 96.0 | 1 | 4.0 | 0 | 0.0 | 0 | 0.0 |
| 20:00 | 10 | 1 | 10.0 | 9 | 90.0 | 0 | 0.0 | 0 | 0.0 | 0 | 0.0 |
| 21:00 | 14 | 0 | 0.0 | 14 | 100.0 | 0 | 0.0 | 0 | 0.0 | 0 | 0.0 |
| 22:00 | 12 | 0 | 0.0 | 12 | 100.0 | 0 | 0.0 | 0 | 0.0 | 0 | 0.0 |
| 23:00 | 6 | 0 | 0.0 | 6 | 100.0 | 0 | 0.0 | 0 | 0.0 | 0 | 0.0 |
| 12H,7-19 | 365 | 0 | 0.0 | 333 | 91.2 | 18 | 4.9 | 14 | 3.8 | 0 | 0.0 |
| 16H,6-22 | 417 | 1 | 0.2 | 383 | 91.9 | 19 | 4.6 | 14 | 3.4 | 0 | 0.0 |
| 18H,6-24 | 435 | 1 | 0.2 | 401 | 92.2 | 19 | 4.4 | 14 | 3.2 | 0 | 0.0 |
| 24H,0-24 | 440 | 1 | 0.2 | 405 | 92.1 | 20 | 4.6 | 14 | 3.2 | 0 | 0.0 |

22447 STEEPLE ASTON Site No: 22447002 Location Site 2, South Side, Steeple Aston (TG Pole)
 Fri 08-Dec-17 to Thu 14-Dec-17 Channel: Eastbound

| TIME PERIOD | TOTAL VEHICLES | MOTOR-CYCLES | MOTOR-CYCLES% | CARS | CARS % | LGV | LGV % | HGV | HGV % | BUS | BUS % |
|----------------------|----------------|--------------|---------------|------|--------|-----|-------|-----|-------|-----|-------|
| Sun 10-Dec-17 | | | | | | | | | | | |
| 00:00 | 2 | 0 | 0.0 | 2 | 100.0 | 0 | 0.0 | 0 | 0.0 | 0 | 0.0 |
| 01:00 | 2 | 0 | 0.0 | 2 | 100.0 | 0 | 0.0 | 0 | 0.0 | 0 | 0.0 |
| 02:00 | 2 | 0 | 0.0 | 2 | 100.0 | 0 | 0.0 | 0 | 0.0 | 0 | 0.0 |
| 03:00 | 0 | 0 | - | 0 | - | 0 | - | 0 | - | 0 | - |
| 04:00 | 0 | 0 | - | 0 | - | 0 | - | 0 | - | 0 | - |
| 05:00 | 1 | 0 | 0.0 | 0 | 0.0 | 1 | 100.0 | 0 | 0.0 | 0 | 0.0 |
| 06:00 | 1 | 0 | 0.0 | 1 | 100.0 | 0 | 0.0 | 0 | 0.0 | 0 | 0.0 |
| 07:00 | 1 | 0 | 0.0 | 0 | 0.0 | 1 | 100.0 | 0 | 0.0 | 0 | 0.0 |
| 08:00 | 1 | 0 | 0.0 | 1 | 100.0 | 0 | 0.0 | 0 | 0.0 | 0 | 0.0 |
| 09:00 | 3 | 0 | 0.0 | 3 | 100.0 | 0 | 0.0 | 0 | 0.0 | 0 | 0.0 |
| 10:00 | 0 | 0 | - | 0 | - | 0 | - | 0 | - | 0 | - |
| 11:00 | 5 | 0 | 0.0 | 4 | 80.0 | 1 | 20.0 | 0 | 0.0 | 0 | 0.0 |
| 12:00 | 2 | 0 | 0.0 | 2 | 100.0 | 0 | 0.0 | 0 | 0.0 | 0 | 0.0 |
| 13:00 | 2 | 0 | 0.0 | 2 | 100.0 | 0 | 0.0 | 0 | 0.0 | 0 | 0.0 |
| 14:00 | 5 | 0 | 0.0 | 5 | 100.0 | 0 | 0.0 | 0 | 0.0 | 0 | 0.0 |
| 15:00 | 8 | 0 | 0.0 | 7 | 87.5 | 1 | 12.5 | 0 | 0.0 | 0 | 0.0 |
| 16:00 | 13 | 0 | 0.0 | 12 | 92.3 | 1 | 7.7 | 0 | 0.0 | 0 | 0.0 |
| 17:00 | 7 | 0 | 0.0 | 7 | 100.0 | 0 | 0.0 | 0 | 0.0 | 0 | 0.0 |
| 18:00 | 3 | 0 | 0.0 | 3 | 100.0 | 0 | 0.0 | 0 | 0.0 | 0 | 0.0 |
| 19:00 | 2 | 0 | 0.0 | 2 | 100.0 | 0 | 0.0 | 0 | 0.0 | 0 | 0.0 |
| 20:00 | 0 | 0 | - | 0 | - | 0 | - | 0 | - | 0 | - |
| 21:00 | 6 | 0 | 0.0 | 6 | 100.0 | 0 | 0.0 | 0 | 0.0 | 0 | 0.0 |
| 22:00 | 2 | 0 | 0.0 | 2 | 100.0 | 0 | 0.0 | 0 | 0.0 | 0 | 0.0 |
| 23:00 | 3 | 0 | 0.0 | 3 | 100.0 | 0 | 0.0 | 0 | 0.0 | 0 | 0.0 |
| 12H,7-19 | 50 | 0 | 0.0 | 46 | 92.0 | 4 | 8.0 | 0 | 0.0 | 0 | 0.0 |
| 16H,6-22 | 59 | 0 | 0.0 | 55 | 93.2 | 4 | 6.8 | 0 | 0.0 | 0 | 0.0 |
| 18H,6-24 | 64 | 0 | 0.0 | 60 | 93.8 | 4 | 6.3 | 0 | 0.0 | 0 | 0.0 |
| 24H,0-24 | 71 | 0 | 0.0 | 66 | 93.0 | 5 | 7.0 | 0 | 0.0 | 0 | 0.0 |

22447 STEEPLE ASTON Site No: 22447002 Location Site 2, South Side, Steeple Aston (TG Pole)
 Fri 08-Dec-17 to Thu 14-Dec-17 Channel: Eastbound

| TIME PERIOD | TOTAL VEHICLES | MOTOR-CYCLES | MOTOR-CYCLES% | CARS | CARS % | LGV | LGV % | HGV | HGV % | BUS | BUS % |
|----------------------|----------------|--------------|---------------|------|--------|-----|-------|-----|-------|-----|-------|
| Mon 11-Dec-17 | | | | | | | | | | | |
| 00:00 | 0 | 0 | - | 0 | - | 0 | - | 0 | - | 0 | - |
| 01:00 | 0 | 0 | - | 0 | - | 0 | - | 0 | - | 0 | - |
| 02:00 | 0 | 0 | - | 0 | - | 0 | - | 0 | - | 0 | - |
| 03:00 | 0 | 0 | - | 0 | - | 0 | - | 0 | - | 0 | - |
| 04:00 | 0 | 0 | - | 0 | - | 0 | - | 0 | - | 0 | - |
| 05:00 | 2 | 0 | 0.0 | 0 | 0.0 | 1 | 50.0 | 1 | 50.0 | 0 | 0.0 |
| 06:00 | 1 | 0 | 0.0 | 1 | 100.0 | 0 | 0.0 | 0 | 0.0 | 0 | 0.0 |
| 07:00 | 5 | 0 | 0.0 | 5 | 100.0 | 0 | 0.0 | 0 | 0.0 | 0 | 0.0 |
| 08:00 | 12 | 0 | 0.0 | 10 | 83.3 | 2 | 16.7 | 0 | 0.0 | 0 | 0.0 |
| 09:00 | 15 | 0 | 0.0 | 14 | 93.3 | 1 | 6.7 | 0 | 0.0 | 0 | 0.0 |
| 10:00 | 18 | 0 | 0.0 | 12 | 66.7 | 5 | 27.8 | 1 | 5.6 | 0 | 0.0 |
| 11:00 | 22 | 0 | 0.0 | 19 | 86.4 | 1 | 4.6 | 2 | 9.1 | 0 | 0.0 |
| 12:00 | 25 | 0 | 0.0 | 24 | 96.0 | 1 | 4.0 | 0 | 0.0 | 0 | 0.0 |
| 13:00 | 24 | 0 | 0.0 | 20 | 83.3 | 2 | 8.3 | 2 | 8.3 | 0 | 0.0 |
| 14:00 | 31 | 0 | 0.0 | 26 | 83.9 | 4 | 12.9 | 0 | 0.0 | 1 | 3.2 |
| 15:00 | 32 | 0 | 0.0 | 30 | 93.8 | 1 | 3.1 | 1 | 3.1 | 0 | 0.0 |
| 16:00 | 45 | 0 | 0.0 | 42 | 93.3 | 2 | 4.4 | 0 | 0.0 | 1 | 2.2 |
| 17:00 | 20 | 0 | 0.0 | 14 | 70.0 | 1 | 5.0 | 4 | 20.0 | 1 | 5.0 |
| 18:00 | 14 | 0 | 0.0 | 12 | 85.7 | 1 | 7.1 | 0 | 0.0 | 1 | 7.1 |
| 19:00 | 15 | 0 | 0.0 | 11 | 73.3 | 4 | 26.7 | 0 | 0.0 | 0 | 0.0 |
| 20:00 | 5 | 0 | 0.0 | 5 | 100.0 | 0 | 0.0 | 0 | 0.0 | 0 | 0.0 |
| 21:00 | 4 | 0 | 0.0 | 4 | 100.0 | 0 | 0.0 | 0 | 0.0 | 0 | 0.0 |
| 22:00 | 4 | 0 | 0.0 | 3 | 75.0 | 0 | 0.0 | 1 | 25.0 | 0 | 0.0 |
| 23:00 | 4 | 0 | 0.0 | 3 | 75.0 | 1 | 25.0 | 0 | 0.0 | 0 | 0.0 |
| 12H,7-19 | 263 | 0 | 0.0 | 228 | 86.7 | 21 | 8.0 | 10 | 3.8 | 4 | 1.5 |
| 16H,6-22 | 288 | 0 | 0.0 | 249 | 86.5 | 25 | 8.7 | 10 | 3.5 | 4 | 1.4 |
| 18H,6-24 | 296 | 0 | 0.0 | 255 | 86.2 | 26 | 8.8 | 11 | 3.7 | 4 | 1.4 |
| 24H,0-24 | 298 | 0 | 0.0 | 255 | 85.6 | 27 | 9.1 | 12 | 4.0 | 4 | 1.3 |

22447 STEEPLE ASTON Site No: 22447002 Location Site 2, South Side, Steeple Aston (TG Pole)
 Fri 08-Dec-17 to Thu 14-Dec-17 Channel: Eastbound

| TIME PERIOD | TOTAL VEHICLES | MOTOR-CYCLES | MOTOR-CYCLES% | CARS | CARS % | LGV | LGV % | HGV | HGV % | BUS | BUS % |
|---------------|----------------|--------------|---------------|------|--------|-----|-------|-----|-------|-----|-------|
| Tue 12-Dec-17 | | | | | | | | | | | |
| 00:00 | 0 | 0 | - | 0 | - | 0 | - | 0 | - | 0 | - |
| 01:00 | 1 | 0 | 0.0 | 1 | 100.0 | 0 | 0.0 | 0 | 0.0 | 0 | 0.0 |
| 02:00 | 0 | 0 | - | 0 | - | 0 | - | 0 | - | 0 | - |
| 03:00 | 0 | 0 | - | 0 | - | 0 | - | 0 | - | 0 | - |
| 04:00 | 0 | 0 | - | 0 | - | 0 | - | 0 | - | 0 | - |
| 05:00 | 2 | 0 | 0.0 | 0 | 0.0 | 2 | 100.0 | 0 | 0.0 | 0 | 0.0 |
| 06:00 | 4 | 0 | 0.0 | 3 | 75.0 | 0 | 0.0 | 1 | 25.0 | 0 | 0.0 |
| 07:00 | 15 | 0 | 0.0 | 13 | 86.7 | 1 | 6.7 | 1 | 6.7 | 0 | 0.0 |
| 08:00 | 23 | 0 | 0.0 | 20 | 87.0 | 2 | 8.7 | 0 | 0.0 | 1 | 4.4 |
| 09:00 | 29 | 0 | 0.0 | 25 | 86.2 | 3 | 10.3 | 1 | 3.5 | 0 | 0.0 |
| 10:00 | 9 | 0 | 0.0 | 8 | 88.9 | 0 | 0.0 | 1 | 11.1 | 0 | 0.0 |
| 11:00 | 23 | 0 | 0.0 | 18 | 78.3 | 3 | 13.0 | 1 | 4.4 | 1 | 4.4 |
| 12:00 | 43 | 0 | 0.0 | 40 | 93.0 | 1 | 2.3 | 2 | 4.7 | 0 | 0.0 |
| 13:00 | 31 | 0 | 0.0 | 26 | 83.9 | 4 | 12.9 | 0 | 0.0 | 1 | 3.2 |
| 14:00 | 35 | 0 | 0.0 | 30 | 85.7 | 4 | 11.4 | 1 | 2.9 | 0 | 0.0 |
| 15:00 | 39 | 0 | 0.0 | 33 | 84.6 | 4 | 10.3 | 1 | 2.6 | 1 | 2.6 |
| 16:00 | 45 | 0 | 0.0 | 40 | 88.9 | 4 | 8.9 | 1 | 2.2 | 0 | 0.0 |
| 17:00 | 53 | 0 | 0.0 | 51 | 96.2 | 1 | 1.9 | 0 | 0.0 | 1 | 1.9 |
| 18:00 | 34 | 0 | 0.0 | 34 | 100.0 | 0 | 0.0 | 0 | 0.0 | 0 | 0.0 |
| 19:00 | 19 | 0 | 0.0 | 19 | 100.0 | 0 | 0.0 | 0 | 0.0 | 0 | 0.0 |
| 20:00 | 9 | 0 | 0.0 | 9 | 100.0 | 0 | 0.0 | 0 | 0.0 | 0 | 0.0 |
| 21:00 | 12 | 0 | 0.0 | 12 | 100.0 | 0 | 0.0 | 0 | 0.0 | 0 | 0.0 |
| 22:00 | 9 | 0 | 0.0 | 8 | 88.9 | 1 | 11.1 | 0 | 0.0 | 0 | 0.0 |
| 23:00 | 2 | 0 | 0.0 | 2 | 100.0 | 0 | 0.0 | 0 | 0.0 | 0 | 0.0 |
| 12H,7-19 | 379 | 0 | 0.0 | 338 | 89.2 | 27 | 7.1 | 9 | 2.4 | 5 | 1.3 |
| 16H,6-22 | 423 | 0 | 0.0 | 381 | 90.1 | 27 | 6.4 | 10 | 2.4 | 5 | 1.2 |
| 18H,6-24 | 434 | 0 | 0.0 | 391 | 90.1 | 28 | 6.5 | 10 | 2.3 | 5 | 1.2 |
| 24H,0-24 | 437 | 0 | 0.0 | 392 | 89.7 | 30 | 6.9 | 10 | 2.3 | 5 | 1.1 |

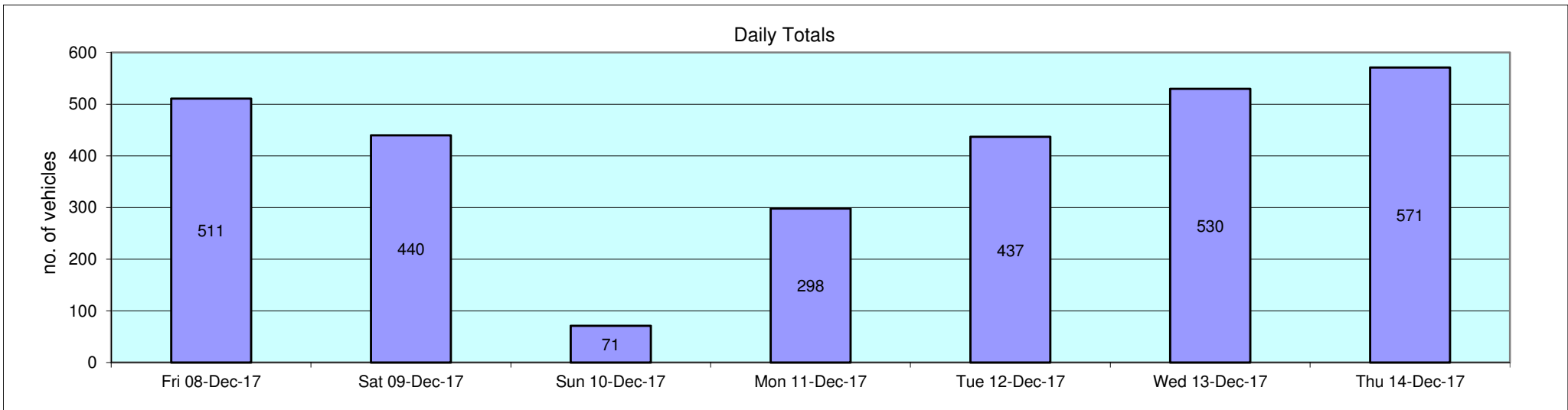
22447 STEEPLE ASTON Site No: 22447002 Location Site 2, South Side, Steeple Aston (TG Pole)
 Fri 08-Dec-17 to Thu 14-Dec-17 Channel: Eastbound

| TIME PERIOD | TOTAL VEHICLES | MOTOR-CYCLES | MOTOR-CYCLES% | CARS | CARS % | LGV | LGV % | HGV | HGV % | BUS | BUS % |
|---------------|----------------|--------------|---------------|------|--------|-----|-------|-----|-------|-----|-------|
| Wed 13-Dec-17 | | | | | | | | | | | |
| 00:00 | 0 | 0 | - | 0 | - | 0 | - | 0 | - | 0 | - |
| 01:00 | 0 | 0 | - | 0 | - | 0 | - | 0 | - | 0 | - |
| 02:00 | 0 | 0 | - | 0 | - | 0 | - | 0 | - | 0 | - |
| 03:00 | 1 | 0 | 0.0 | 1 | 100.0 | 0 | 0.0 | 0 | 0.0 | 0 | 0.0 |
| 04:00 | 0 | 0 | - | 0 | - | 0 | - | 0 | - | 0 | - |
| 05:00 | 3 | 0 | 0.0 | 2 | 66.7 | 1 | 33.3 | 0 | 0.0 | 0 | 0.0 |
| 06:00 | 4 | 0 | 0.0 | 2 | 50.0 | 1 | 25.0 | 1 | 25.0 | 0 | 0.0 |
| 07:00 | 19 | 0 | 0.0 | 14 | 73.7 | 2 | 10.5 | 2 | 10.5 | 1 | 5.3 |
| 08:00 | 38 | 0 | 0.0 | 33 | 86.8 | 4 | 10.5 | 1 | 2.6 | 0 | 0.0 |
| 09:00 | 30 | 0 | 0.0 | 26 | 86.7 | 3 | 10.0 | 1 | 3.3 | 0 | 0.0 |
| 10:00 | 12 | 0 | 0.0 | 10 | 83.3 | 2 | 16.7 | 0 | 0.0 | 0 | 0.0 |
| 11:00 | 33 | 0 | 0.0 | 28 | 84.9 | 4 | 12.1 | 1 | 3.0 | 0 | 0.0 |
| 12:00 | 33 | 1 | 3.0 | 30 | 90.9 | 2 | 6.1 | 0 | 0.0 | 0 | 0.0 |
| 13:00 | 27 | 0 | 0.0 | 26 | 96.3 | 0 | 0.0 | 1 | 3.7 | 0 | 0.0 |
| 14:00 | 50 | 1 | 2.0 | 45 | 90.0 | 3 | 6.0 | 1 | 2.0 | 0 | 0.0 |
| 15:00 | 55 | 0 | 0.0 | 51 | 92.7 | 2 | 3.6 | 2 | 3.6 | 0 | 0.0 |
| 16:00 | 48 | 0 | 0.0 | 45 | 93.8 | 2 | 4.2 | 1 | 2.1 | 0 | 0.0 |
| 17:00 | 49 | 0 | 0.0 | 47 | 95.9 | 1 | 2.0 | 1 | 2.0 | 0 | 0.0 |
| 18:00 | 52 | 0 | 0.0 | 48 | 92.3 | 2 | 3.9 | 2 | 3.9 | 0 | 0.0 |
| 19:00 | 22 | 0 | 0.0 | 21 | 95.5 | 1 | 4.6 | 0 | 0.0 | 0 | 0.0 |
| 20:00 | 24 | 0 | 0.0 | 23 | 95.8 | 1 | 4.2 | 0 | 0.0 | 0 | 0.0 |
| 21:00 | 14 | 0 | 0.0 | 13 | 92.9 | 1 | 7.1 | 0 | 0.0 | 0 | 0.0 |
| 22:00 | 8 | 0 | 0.0 | 7 | 87.5 | 0 | 0.0 | 1 | 12.5 | 0 | 0.0 |
| 23:00 | 8 | 0 | 0.0 | 8 | 100.0 | 0 | 0.0 | 0 | 0.0 | 0 | 0.0 |
| 12H,7-19 | 446 | 2 | 0.5 | 403 | 90.4 | 27 | 6.1 | 13 | 2.9 | 1 | 0.2 |
| 16H,6-22 | 510 | 2 | 0.4 | 462 | 90.6 | 31 | 6.1 | 14 | 2.8 | 1 | 0.2 |
| 18H,6-24 | 526 | 2 | 0.4 | 477 | 90.7 | 31 | 5.9 | 15 | 2.9 | 1 | 0.2 |
| 24H,0-24 | 530 | 2 | 0.4 | 480 | 90.6 | 32 | 6.0 | 15 | 2.8 | 1 | 0.2 |

22447 STEEPLE ASTON Site No: 22447002 Location Site 2, South Side, Steeple Aston (TG Pole)
 Fri 08-Dec-17 to Thu 14-Dec-17 Channel: Eastbound

| TIME PERIOD | TOTAL VEHICLES | MOTOR-CYCLES | MOTOR-CYCLES% | CARS | CARS % | LGV | LGV % | HGV | HGV % | BUS | BUS % |
|---------------|----------------|--------------|---------------|------|--------|-----|-------|-----|-------|-----|-------|
| Thu 14-Dec-17 | | | | | | | | | | | |
| 00:00 | 1 | 1 | 100.0 | 0 | 0.0 | 0 | 0.0 | 0 | 0.0 | 0 | 0.0 |
| 01:00 | 1 | 0 | 0.0 | 1 | 100.0 | 0 | 0.0 | 0 | 0.0 | 0 | 0.0 |
| 02:00 | 0 | 0 | - | 0 | - | 0 | - | 0 | - | 0 | - |
| 03:00 | 1 | 0 | 0.0 | 1 | 100.0 | 0 | 0.0 | 0 | 0.0 | 0 | 0.0 |
| 04:00 | 0 | 0 | - | 0 | - | 0 | - | 0 | - | 0 | - |
| 05:00 | 4 | 0 | 0.0 | 1 | 25.0 | 3 | 75.0 | 0 | 0.0 | 0 | 0.0 |
| 06:00 | 3 | 0 | 0.0 | 2 | 66.7 | 0 | 0.0 | 1 | 33.3 | 0 | 0.0 |
| 07:00 | 23 | 0 | 0.0 | 15 | 65.2 | 5 | 21.7 | 3 | 13.0 | 0 | 0.0 |
| 08:00 | 45 | 0 | 0.0 | 41 | 91.1 | 4 | 8.9 | 0 | 0.0 | 0 | 0.0 |
| 09:00 | 35 | 0 | 0.0 | 30 | 85.7 | 4 | 11.4 | 1 | 2.9 | 0 | 0.0 |
| 10:00 | 18 | 0 | 0.0 | 17 | 94.4 | 0 | 0.0 | 1 | 5.6 | 0 | 0.0 |
| 11:00 | 21 | 0 | 0.0 | 19 | 90.5 | 1 | 4.8 | 1 | 4.8 | 0 | 0.0 |
| 12:00 | 36 | 0 | 0.0 | 34 | 94.4 | 1 | 2.8 | 1 | 2.8 | 0 | 0.0 |
| 13:00 | 22 | 0 | 0.0 | 16 | 72.7 | 5 | 22.7 | 1 | 4.6 | 0 | 0.0 |
| 14:00 | 36 | 0 | 0.0 | 30 | 83.3 | 4 | 11.1 | 2 | 5.6 | 0 | 0.0 |
| 15:00 | 45 | 0 | 0.0 | 37 | 82.2 | 5 | 11.1 | 2 | 4.4 | 1 | 2.2 |
| 16:00 | 69 | 0 | 0.0 | 64 | 92.8 | 3 | 4.4 | 2 | 2.9 | 0 | 0.0 |
| 17:00 | 76 | 2 | 2.6 | 68 | 89.5 | 5 | 6.6 | 1 | 1.3 | 0 | 0.0 |
| 18:00 | 41 | 0 | 0.0 | 40 | 97.6 | 1 | 2.4 | 0 | 0.0 | 0 | 0.0 |
| 19:00 | 33 | 0 | 0.0 | 29 | 87.9 | 3 | 9.1 | 0 | 0.0 | 1 | 3.0 |
| 20:00 | 20 | 0 | 0.0 | 18 | 90.0 | 2 | 10.0 | 0 | 0.0 | 0 | 0.0 |
| 21:00 | 18 | 0 | 0.0 | 16 | 88.9 | 1 | 5.6 | 1 | 5.6 | 0 | 0.0 |
| 22:00 | 17 | 0 | 0.0 | 15 | 88.2 | 2 | 11.8 | 0 | 0.0 | 0 | 0.0 |
| 23:00 | 6 | 0 | 0.0 | 6 | 100.0 | 0 | 0.0 | 0 | 0.0 | 0 | 0.0 |
| 12H,7-19 | 467 | 2 | 0.4 | 411 | 88.0 | 38 | 8.1 | 15 | 3.2 | 1 | 0.2 |
| 16H,6-22 | 541 | 2 | 0.4 | 476 | 88.0 | 44 | 8.1 | 17 | 3.1 | 2 | 0.4 |
| 18H,6-24 | 564 | 2 | 0.4 | 497 | 88.1 | 46 | 8.2 | 17 | 3.0 | 2 | 0.4 |
| 24H,0-24 | 571 | 3 | 0.5 | 500 | 87.6 | 49 | 8.6 | 17 | 3.0 | 2 | 0.4 |

| TIME PERIOD | TOTAL VEHICLES | MOTOR-CYCLES | MOTOR-CYCLES% | CARS | CARS % | LGV | LGV % | HGV | HGV % | BUS | BUS % |
|-----------------------|----------------|--------------|---------------|------|--------|-----|-------|-----|-------|-----|-------|
| Daily Totals | | | | | | | | | | | |
| Fri 08-Dec-17 | 511 | 5 | 1.0 | 446 | 87.3 | 37 | 7.2 | 22 | 4.3 | 1 | 0.2 |
| Sat 09-Dec-17 | 440 | 1 | 0.2 | 405 | 92.1 | 20 | 4.6 | 14 | 3.2 | 0 | 0.0 |
| Sun 10-Dec-17 | 71 | 0 | 0.0 | 66 | 93.0 | 5 | 7.0 | 0 | 0.0 | 0 | 0.0 |
| Mon 11-Dec-17 | 298 | 0 | 0.0 | 255 | 85.6 | 27 | 9.1 | 12 | 4.0 | 4 | 1.3 |
| Tue 12-Dec-17 | 437 | 0 | 0.0 | 392 | 89.7 | 30 | 6.9 | 10 | 2.3 | 5 | 1.1 |
| Wed 13-Dec-17 | 530 | 2 | 0.4 | 480 | 90.6 | 32 | 6.0 | 15 | 2.8 | 1 | 0.2 |
| Thu 14-Dec-17 | 571 | 3 | 0.5 | 500 | 87.6 | 49 | 8.6 | 17 | 3.0 | 2 | 0.4 |
| Total Vehicles | | | | | | | | | | | |
| [--] | 2858 | 11 | 0.3 | 2544 | 89.4 | 200 | 7.1 | 90 | 2.8 | 13 | 0.5 |



22447 STEEPLE ASTON Site No: 22447002 Location Site 2, South Side, Steeple Aston (TG Pole)
 Fri 08-Dec-17 to Thu 14-Dec-17 Channel: Eastbound

| Time Period | Total Vehicles | 85%ile Speed | Mean Speed | Stand Dev. | <6Mph | 6-<11 | 11-<16 | 16-<21 | 21-<26 | 26-<31 | 31-<36 | 36-<41 | 41-<46 | 46-<51 | 51-<56 | =>56 |
|----------------------|----------------|--------------|------------|------------|-------|-------|--------|--------|--------|--------|--------|--------|--------|--------|--------|------|
| Fri 08-Dec-17 | | | | | | | | | | | | | | | | |
| 00:00 | 1 | - | 23.5 | - | 0 | 0 | 0 | 0 | 1 | 0 | 0 | 0 | 0 | 0 | 0 | 0 |
| 01:00 | 4 | - | 24.8 | 2.8 | 0 | 0 | 0 | 0 | 3 | 1 | 0 | 0 | 0 | 0 | 0 | 0 |
| 02:00 | 1 | - | 28.5 | - | 0 | 0 | 0 | 0 | 0 | 1 | 0 | 0 | 0 | 0 | 0 | 0 |
| 03:00 | 0 | - | - | - | 0 | 0 | 0 | 0 | 0 | 0 | 0 | 0 | 0 | 0 | 0 | 0 |
| 04:00 | 0 | - | - | - | 0 | 0 | 0 | 0 | 0 | 0 | 0 | 0 | 0 | 0 | 0 | 0 |
| 05:00 | 2 | - | 33.5 | 7.1 | 0 | 0 | 0 | 0 | 0 | 1 | 0 | 1 | 0 | 0 | 0 | 0 |
| 06:00 | 4 | - | 24.8 | 7.6 | 0 | 0 | 0 | 2 | 0 | 1 | 1 | 0 | 0 | 0 | 0 | 0 |
| 07:00 | 16 | 28.6 | 24.4 | 4.4 | 0 | 0 | 0 | 3 | 8 | 4 | 1 | 0 | 0 | 0 | 0 | 0 |
| 08:00 | 37 | 29.6 | 25 | 4.9 | 0 | 0 | 3 | 1 | 17 | 14 | 2 | 0 | 0 | 0 | 0 | 0 |
| 09:00 | 17 | 30.9 | 26.4 | 4.9 | 0 | 0 | 0 | 2 | 6 | 6 | 3 | 0 | 0 | 0 | 0 | 0 |
| 10:00 | 41 | 31.3 | 25.9 | 4.8 | 0 | 0 | 1 | 2 | 21 | 10 | 7 | 0 | 0 | 0 | 0 | 0 |
| 11:00 | 25 | 30.1 | 25.5 | 5.6 | 0 | 1 | 0 | 3 | 7 | 12 | 2 | 0 | 0 | 0 | 0 | 0 |
| 12:00 | 39 | 29.9 | 24.8 | 6 | 0 | 1 | 2 | 5 | 13 | 15 | 2 | 1 | 0 | 0 | 0 | 0 |
| 13:00 | 24 | 30.4 | 26.6 | 3.8 | 0 | 0 | 0 | 0 | 12 | 9 | 3 | 0 | 0 | 0 | 0 | 0 |
| 14:00 | 55 | 30.6 | 25.7 | 5.2 | 0 | 0 | 2 | 7 | 18 | 21 | 7 | 0 | 0 | 0 | 0 | 0 |
| 15:00 | 42 | 29.9 | 26.2 | 3.6 | 0 | 0 | 0 | 2 | 17 | 21 | 2 | 0 | 0 | 0 | 0 | 0 |
| 16:00 | 42 | 30.1 | 25.2 | 5.1 | 0 | 0 | 2 | 5 | 16 | 15 | 4 | 0 | 0 | 0 | 0 | 0 |
| 17:00 | 40 | 29.5 | 24.5 | 4.9 | 0 | 0 | 1 | 8 | 16 | 12 | 3 | 0 | 0 | 0 | 0 | 0 |
| 18:00 | 41 | 28.4 | 23.5 | 5.2 | 0 | 2 | 1 | 5 | 20 | 13 | 0 | 0 | 0 | 0 | 0 | 0 |
| 19:00 | 22 | 25.7 | 22.8 | 3.5 | 0 | 0 | 0 | 6 | 13 | 3 | 0 | 0 | 0 | 0 | 0 | 0 |
| 20:00 | 17 | 28 | 23.3 | 5.9 | 1 | 0 | 0 | 2 | 9 | 5 | 0 | 0 | 0 | 0 | 0 | 0 |
| 21:00 | 12 | 24.9 | 21.8 | 5.1 | 0 | 0 | 1 | 4 | 6 | 0 | 1 | 0 | 0 | 0 | 0 | 0 |
| 22:00 | 24 | 29.1 | 24.8 | 4.5 | 0 | 0 | 1 | 2 | 12 | 8 | 1 | 0 | 0 | 0 | 0 | 0 |
| 23:00 | 5 | - | 24.5 | 4.4 | 0 | 0 | 0 | 1 | 2 | 2 | 0 | 0 | 0 | 0 | 0 | 0 |
| 12H,7-19 | 419 | 30.1 | 25.3 | 5 | 0 | 4 | 12 | 43 | 171 | 152 | 36 | 1 | 0 | 0 | 0 | 0 |
| 16H,6-22 | 474 | 30 | 25 | 5 | 1 | 4 | 13 | 57 | 199 | 161 | 38 | 1 | 0 | 0 | 0 | 0 |
| 18H,6-24 | 503 | 29.9 | 25 | 5 | 1 | 4 | 14 | 60 | 213 | 171 | 39 | 1 | 0 | 0 | 0 | 0 |
| 24H,0-24 | 511 | 30 | 25 | 5 | 1 | 4 | 14 | 60 | 217 | 174 | 39 | 2 | 0 | 0 | 0 | 0 |

22447 STEEPLE ASTON Site No: 22447002 Location Site 2, South Side, Steeple Aston (TG Pole)
 Fri 08-Dec-17 to Thu 14-Dec-17 Channel: Eastbound

| Time Period | Total Vehicles | 85%ile Speed | Mean Speed | Stand Dev. | <6Mph | 6-<11 | 11-<16 | 16-<21 | 21-<26 | 26-<31 | 31-<36 | 36-<41 | 41-<46 | 46-<51 | 51-<56 | =>56 |
|----------------------|----------------|--------------|------------|------------|-------|-------|--------|--------|--------|--------|--------|--------|--------|--------|--------|------|
| Sat 09-Dec-17 | | | | | | | | | | | | | | | | |
| 00:00 | 3 | - | 25.2 | 5.9 | 0 | 0 | 0 | 1 | 0 | 2 | 0 | 0 | 0 | 0 | 0 | 0 |
| 01:00 | 0 | - | - | - | 0 | 0 | 0 | 0 | 0 | 0 | 0 | 0 | 0 | 0 | 0 | 0 |
| 02:00 | 1 | - | 23.5 | - | 0 | 0 | 0 | 0 | 1 | 0 | 0 | 0 | 0 | 0 | 0 | 0 |
| 03:00 | 0 | - | - | - | 0 | 0 | 0 | 0 | 0 | 0 | 0 | 0 | 0 | 0 | 0 | 0 |
| 04:00 | 0 | - | - | - | 0 | 0 | 0 | 0 | 0 | 0 | 0 | 0 | 0 | 0 | 0 | 0 |
| 05:00 | 1 | - | 33.5 | - | 0 | 0 | 0 | 0 | 0 | 0 | 1 | 0 | 0 | 0 | 0 | 0 |
| 06:00 | 3 | - | 26.8 | 7.6 | 0 | 0 | 0 | 1 | 0 | 1 | 1 | 0 | 0 | 0 | 0 | 0 |
| 07:00 | 8 | - | 22.9 | 5.1 | 0 | 0 | 0 | 3 | 4 | 0 | 1 | 0 | 0 | 0 | 0 | 0 |
| 08:00 | 14 | 29.9 | 26.7 | 3.5 | 0 | 0 | 0 | 0 | 6 | 7 | 1 | 0 | 0 | 0 | 0 | 0 |
| 09:00 | 24 | 29.1 | 25.4 | 3.8 | 0 | 0 | 1 | 0 | 12 | 11 | 0 | 0 | 0 | 0 | 0 | 0 |
| 10:00 | 26 | 32.3 | 27.2 | 5 | 0 | 0 | 0 | 3 | 7 | 10 | 6 | 0 | 0 | 0 | 0 | 0 |
| 11:00 | 30 | 30.7 | 27.5 | 4.1 | 0 | 0 | 0 | 0 | 11 | 15 | 3 | 1 | 0 | 0 | 0 | 0 |
| 12:00 | 34 | 29.9 | 26 | 4 | 0 | 0 | 0 | 3 | 13 | 16 | 2 | 0 | 0 | 0 | 0 | 0 |
| 13:00 | 45 | 30.2 | 25.6 | 4.9 | 0 | 0 | 1 | 7 | 13 | 20 | 4 | 0 | 0 | 0 | 0 | 0 |
| 14:00 | 31 | 29.7 | 25.1 | 5.1 | 0 | 0 | 1 | 3 | 16 | 8 | 2 | 1 | 0 | 0 | 0 | 0 |
| 15:00 | 44 | 29.1 | 24.9 | 4.3 | 0 | 1 | 0 | 4 | 20 | 19 | 0 | 0 | 0 | 0 | 0 | 0 |
| 16:00 | 43 | 29.8 | 24.8 | 4.9 | 0 | 0 | 1 | 7 | 19 | 12 | 4 | 0 | 0 | 0 | 0 | 0 |
| 17:00 | 41 | 26.8 | 24 | 3.1 | 0 | 0 | 0 | 4 | 29 | 8 | 0 | 0 | 0 | 0 | 0 | 0 |
| 18:00 | 25 | 29.6 | 24.3 | 5.1 | 0 | 0 | 0 | 8 | 7 | 8 | 2 | 0 | 0 | 0 | 0 | 0 |
| 19:00 | 25 | 29.2 | 24.9 | 4.2 | 0 | 0 | 0 | 5 | 8 | 12 | 0 | 0 | 0 | 0 | 0 | 0 |
| 20:00 | 10 | 30 | 26.5 | 4.4 | 0 | 0 | 0 | 1 | 3 | 5 | 1 | 0 | 0 | 0 | 0 | 0 |
| 21:00 | 14 | 27.8 | 23.9 | 3.9 | 0 | 0 | 0 | 3 | 7 | 4 | 0 | 0 | 0 | 0 | 0 | 0 |
| 22:00 | 12 | 29.4 | 24.8 | 5 | 0 | 0 | 0 | 3 | 4 | 4 | 1 | 0 | 0 | 0 | 0 | 0 |
| 23:00 | 6 | - | 26.8 | 4.3 | 0 | 0 | 0 | 0 | 3 | 2 | 1 | 0 | 0 | 0 | 0 | 0 |
| 12H,7-19 | 365 | 29.9 | 25.4 | 4.5 | 0 | 1 | 4 | 42 | 157 | 134 | 25 | 2 | 0 | 0 | 0 | 0 |
| 16H,6-22 | 417 | 29.9 | 25.3 | 4.5 | 0 | 1 | 4 | 52 | 175 | 156 | 27 | 2 | 0 | 0 | 0 | 0 |
| 18H,6-24 | 435 | 29.9 | 25.3 | 4.5 | 0 | 1 | 4 | 55 | 182 | 162 | 29 | 2 | 0 | 0 | 0 | 0 |
| 24H,0-24 | 440 | 29.9 | 25.4 | 4.5 | 0 | 1 | 4 | 56 | 183 | 164 | 30 | 2 | 0 | 0 | 0 | 0 |

| Time Period | Total Vehicles | 85%ile Speed | Mean Speed | Stand Dev. | <6Mph | 6-<11 | 11-<16 | 16-<21 | 21-<26 | 26-<31 | 31-<36 | 36-<41 | 41-<46 | 46-<51 | 51-<56 | =>56 |
|----------------------|----------------|--------------|------------|------------|-------|-------|--------|--------|--------|--------|--------|--------|--------|--------|--------|------|
| Sun 10-Dec-17 | | | | | | | | | | | | | | | | |
| 00:00 | 2 | - | 28.5 | 1.8 | 0 | 0 | 0 | 0 | 0 | 2 | 0 | 0 | 0 | 0 | 0 | 0 |
| 01:00 | 2 | - | 21 | 3.5 | 0 | 0 | 0 | 1 | 1 | 0 | 0 | 0 | 0 | 0 | 0 | 0 |
| 02:00 | 2 | - | 21 | 3.5 | 0 | 0 | 0 | 1 | 1 | 0 | 0 | 0 | 0 | 0 | 0 | 0 |
| 03:00 | 0 | - | - | - | 0 | 0 | 0 | 0 | 0 | 0 | 0 | 0 | 0 | 0 | 0 | 0 |
| 04:00 | 0 | - | - | - | 0 | 0 | 0 | 0 | 0 | 0 | 0 | 0 | 0 | 0 | 0 | 0 |
| 05:00 | 1 | - | 13.5 | - | 0 | 0 | 1 | 0 | 0 | 0 | 0 | 0 | 0 | 0 | 0 | 0 |
| 06:00 | 1 | - | 18.5 | - | 0 | 0 | 0 | 1 | 0 | 0 | 0 | 0 | 0 | 0 | 0 | 0 |
| 07:00 | 1 | - | 18.5 | - | 0 | 0 | 0 | 1 | 0 | 0 | 0 | 0 | 0 | 0 | 0 | 0 |
| 08:00 | 1 | - | 18.5 | - | 0 | 0 | 0 | 1 | 0 | 0 | 0 | 0 | 0 | 0 | 0 | 0 |
| 09:00 | 3 | - | 15.2 | 3.1 | 0 | 0 | 2 | 1 | 0 | 0 | 0 | 0 | 0 | 0 | 0 | 0 |
| 10:00 | 0 | - | - | - | 0 | 0 | 0 | 0 | 0 | 0 | 0 | 0 | 0 | 0 | 0 | 0 |
| 11:00 | 5 | - | 12.5 | 2.6 | 0 | 1 | 4 | 0 | 0 | 0 | 0 | 0 | 0 | 0 | 0 | 0 |
| 12:00 | 2 | - | 13.5 | 1.8 | 0 | 0 | 2 | 0 | 0 | 0 | 0 | 0 | 0 | 0 | 0 | 0 |
| 13:00 | 2 | - | 13.5 | 1.8 | 0 | 0 | 2 | 0 | 0 | 0 | 0 | 0 | 0 | 0 | 0 | 0 |
| 14:00 | 5 | - | 12.5 | 2.6 | 0 | 1 | 4 | 0 | 0 | 0 | 0 | 0 | 0 | 0 | 0 | 0 |
| 15:00 | 8 | - | 14.1 | 3.5 | 0 | 1 | 5 | 2 | 0 | 0 | 0 | 0 | 0 | 0 | 0 | 0 |
| 16:00 | 13 | 15.1 | 13.5 | 1.5 | 0 | 0 | 13 | 0 | 0 | 0 | 0 | 0 | 0 | 0 | 0 | 0 |
| 17:00 | 7 | - | 13.5 | 3.2 | 0 | 1 | 5 | 1 | 0 | 0 | 0 | 0 | 0 | 0 | 0 | 0 |
| 18:00 | 3 | - | 13.5 | 1.7 | 0 | 0 | 3 | 0 | 0 | 0 | 0 | 0 | 0 | 0 | 0 | 0 |
| 19:00 | 2 | - | 13.5 | 1.8 | 0 | 0 | 2 | 0 | 0 | 0 | 0 | 0 | 0 | 0 | 0 | 0 |
| 20:00 | 0 | - | - | - | 0 | 0 | 0 | 0 | 0 | 0 | 0 | 0 | 0 | 0 | 0 | 0 |
| 21:00 | 6 | - | 13.5 | 3.4 | 0 | 1 | 4 | 1 | 0 | 0 | 0 | 0 | 0 | 0 | 0 | 0 |
| 22:00 | 2 | - | 13.5 | 7.1 | 0 | 1 | 0 | 1 | 0 | 0 | 0 | 0 | 0 | 0 | 0 | 0 |
| 23:00 | 3 | - | 15.2 | 3.1 | 0 | 0 | 2 | 1 | 0 | 0 | 0 | 0 | 0 | 0 | 0 | 0 |
| 12H,7-19 | 50 | 15.8 | 13.7 | 2.7 | 0 | 4 | 40 | 6 | 0 | 0 | 0 | 0 | 0 | 0 | 0 | 0 |
| 16H,6-22 | 59 | 15.9 | 13.8 | 2.8 | 0 | 5 | 46 | 8 | 0 | 0 | 0 | 0 | 0 | 0 | 0 | 0 |
| 18H,6-24 | 64 | 16 | 13.8 | 2.9 | 0 | 6 | 48 | 10 | 0 | 0 | 0 | 0 | 0 | 0 | 0 | 0 |
| 24H,0-24 | 71 | 18 | 14.6 | 4.1 | 0 | 6 | 49 | 12 | 2 | 2 | 0 | 0 | 0 | 0 | 0 | 0 |

| Time Period | Total Vehicles | 85%ile Speed | Mean Speed | Stand Dev. | <6Mph | 6-<11 | 11-<16 | 16-<21 | 21-<26 | 26-<31 | 31-<36 | 36-<41 | 41-<46 | 46-<51 | 51-<56 | =>56 |
|----------------------|----------------|--------------|------------|------------|-------|-------|--------|--------|--------|--------|--------|--------|--------|--------|--------|------|
| Mon 11-Dec-17 | | | | | | | | | | | | | | | | |
| 00:00 | 0 | - | - | - | 0 | 0 | 0 | 0 | 0 | 0 | 0 | 0 | 0 | 0 | 0 | 0 |
| 01:00 | 0 | - | - | - | 0 | 0 | 0 | 0 | 0 | 0 | 0 | 0 | 0 | 0 | 0 | 0 |
| 02:00 | 0 | - | - | - | 0 | 0 | 0 | 0 | 0 | 0 | 0 | 0 | 0 | 0 | 0 | 0 |
| 03:00 | 0 | - | - | - | 0 | 0 | 0 | 0 | 0 | 0 | 0 | 0 | 0 | 0 | 0 | 0 |
| 04:00 | 0 | - | - | - | 0 | 0 | 0 | 0 | 0 | 0 | 0 | 0 | 0 | 0 | 0 | 0 |
| 05:00 | 2 | - | 16 | 3.5 | 0 | 0 | 1 | 1 | 0 | 0 | 0 | 0 | 0 | 0 | 0 | 0 |
| 06:00 | 1 | - | 23.5 | - | 0 | 0 | 0 | 0 | 1 | 0 | 0 | 0 | 0 | 0 | 0 | 0 |
| 07:00 | 5 | - | 17.5 | 2.6 | 0 | 0 | 1 | 4 | 0 | 0 | 0 | 0 | 0 | 0 | 0 | 0 |
| 08:00 | 12 | 20.3 | 18.5 | 3.3 | 0 | 0 | 2 | 8 | 2 | 0 | 0 | 0 | 0 | 0 | 0 | 0 |
| 09:00 | 15 | 20.6 | 17.8 | 4 | 0 | 1 | 2 | 10 | 2 | 0 | 0 | 0 | 0 | 0 | 0 | 0 |
| 10:00 | 18 | 25.7 | 20.7 | 5.1 | 0 | 1 | 0 | 10 | 4 | 3 | 0 | 0 | 0 | 0 | 0 | 0 |
| 11:00 | 22 | 22.8 | 19.2 | 3.5 | 0 | 0 | 3 | 13 | 6 | 0 | 0 | 0 | 0 | 0 | 0 | 0 |
| 12:00 | 25 | 24.8 | 21.5 | 3.2 | 0 | 0 | 0 | 11 | 13 | 1 | 0 | 0 | 0 | 0 | 0 | 0 |
| 13:00 | 24 | 24.3 | 20 | 4.5 | 0 | 1 | 1 | 14 | 6 | 2 | 0 | 0 | 0 | 0 | 0 | 0 |
| 14:00 | 31 | 24.4 | 19.8 | 4.7 | 0 | 1 | 4 | 14 | 10 | 2 | 0 | 0 | 0 | 0 | 0 | 0 |
| 15:00 | 32 | 20.6 | 17.3 | 4.1 | 0 | 2 | 8 | 18 | 4 | 0 | 0 | 0 | 0 | 0 | 0 | 0 |
| 16:00 | 45 | 20.5 | 17.7 | 3.3 | 0 | 1 | 9 | 31 | 4 | 0 | 0 | 0 | 0 | 0 | 0 | 0 |
| 17:00 | 20 | 19.6 | 15.5 | 4.3 | 0 | 3 | 7 | 9 | 1 | 0 | 0 | 0 | 0 | 0 | 0 | 0 |
| 18:00 | 14 | 20.5 | 17.1 | 5.1 | 0 | 1 | 5 | 6 | 1 | 1 | 0 | 0 | 0 | 0 | 0 | 0 |
| 19:00 | 15 | 20.1 | 17.2 | 3.8 | 0 | 1 | 3 | 10 | 1 | 0 | 0 | 0 | 0 | 0 | 0 | 0 |
| 20:00 | 5 | - | 18.5 | 3.7 | 0 | 0 | 1 | 3 | 1 | 0 | 0 | 0 | 0 | 0 | 0 | 0 |
| 21:00 | 4 | - | 13.5 | 4.2 | 0 | 1 | 2 | 1 | 0 | 0 | 0 | 0 | 0 | 0 | 0 | 0 |
| 22:00 | 4 | - | 18.5 | 1.6 | 0 | 0 | 0 | 4 | 0 | 0 | 0 | 0 | 0 | 0 | 0 | 0 |
| 23:00 | 4 | - | 16 | 6.5 | 0 | 1 | 1 | 1 | 1 | 0 | 0 | 0 | 0 | 0 | 0 | 0 |
| 12H,7-19 | 263 | 23.1 | 18.6 | 4.3 | 0 | 11 | 42 | 148 | 53 | 9 | 0 | 0 | 0 | 0 | 0 | 0 |
| 16H,6-22 | 288 | 22.9 | 18.5 | 4.3 | 0 | 13 | 48 | 162 | 56 | 9 | 0 | 0 | 0 | 0 | 0 | 0 |
| 18H,6-24 | 296 | 22.9 | 18.5 | 4.3 | 0 | 14 | 49 | 167 | 57 | 9 | 0 | 0 | 0 | 0 | 0 | 0 |
| 24H,0-24 | 298 | 22.8 | 18.4 | 4.3 | 0 | 14 | 50 | 168 | 57 | 9 | 0 | 0 | 0 | 0 | 0 | 0 |

| Time Period | Total Vehicles | 85%ile Speed | Mean Speed | Stand Dev. | <6Mph | 6-<11 | 11-<16 | 16-<21 | 21-<26 | 26-<31 | 31-<36 | 36-<41 | 41-<46 | 46-<51 | 51-<56 | =>56 |
|----------------------|----------------|--------------|------------|------------|-------|-------|--------|--------|--------|--------|--------|--------|--------|--------|--------|------|
| Tue 12-Dec-17 | | | | | | | | | | | | | | | | |
| 00:00 | 0 | - | - | - | 0 | 0 | 0 | 0 | 0 | 0 | 0 | 0 | 0 | 0 | 0 | 0 |
| 01:00 | 1 | - | 18.5 | - | 0 | 0 | 0 | 1 | 0 | 0 | 0 | 0 | 0 | 0 | 0 | 0 |
| 02:00 | 0 | - | - | - | 0 | 0 | 0 | 0 | 0 | 0 | 0 | 0 | 0 | 0 | 0 | 0 |
| 03:00 | 0 | - | - | - | 0 | 0 | 0 | 0 | 0 | 0 | 0 | 0 | 0 | 0 | 0 | 0 |
| 04:00 | 0 | - | - | - | 0 | 0 | 0 | 0 | 0 | 0 | 0 | 0 | 0 | 0 | 0 | 0 |
| 05:00 | 2 | - | 18.5 | 1.8 | 0 | 0 | 0 | 2 | 0 | 0 | 0 | 0 | 0 | 0 | 0 | 0 |
| 06:00 | 4 | - | 16 | 5.2 | 0 | 1 | 0 | 3 | 0 | 0 | 0 | 0 | 0 | 0 | 0 | 0 |
| 07:00 | 15 | 23.7 | 18.5 | 4.9 | 0 | 0 | 6 | 3 | 6 | 0 | 0 | 0 | 0 | 0 | 0 | 0 |
| 08:00 | 23 | 18.8 | 15.2 | 3.2 | 0 | 1 | 13 | 9 | 0 | 0 | 0 | 0 | 0 | 0 | 0 | 0 |
| 09:00 | 29 | 24.1 | 19.4 | 4.7 | 0 | 1 | 5 | 12 | 10 | 1 | 0 | 0 | 0 | 0 | 0 | 0 |
| 10:00 | 9 | - | 20.7 | 4.6 | 0 | 0 | 1 | 4 | 3 | 1 | 0 | 0 | 0 | 0 | 0 | 0 |
| 11:00 | 23 | 24.4 | 19.4 | 5.4 | 1 | 0 | 3 | 11 | 6 | 2 | 0 | 0 | 0 | 0 | 0 | 0 |
| 12:00 | 43 | 24.4 | 19.7 | 4.8 | 0 | 3 | 3 | 20 | 15 | 2 | 0 | 0 | 0 | 0 | 0 | 0 |
| 13:00 | 31 | 25.4 | 22.4 | 3.6 | 0 | 0 | 1 | 8 | 19 | 3 | 0 | 0 | 0 | 0 | 0 | 0 |
| 14:00 | 35 | 24 | 20.4 | 3.3 | 0 | 0 | 1 | 21 | 12 | 1 | 0 | 0 | 0 | 0 | 0 | 0 |
| 15:00 | 39 | 24.3 | 19.7 | 4.5 | 0 | 0 | 7 | 19 | 10 | 3 | 0 | 0 | 0 | 0 | 0 | 0 |
| 16:00 | 45 | 23.4 | 19.6 | 3.5 | 0 | 0 | 4 | 28 | 12 | 1 | 0 | 0 | 0 | 0 | 0 | 0 |
| 17:00 | 53 | 22.6 | 18.6 | 4.1 | 0 | 2 | 8 | 31 | 11 | 1 | 0 | 0 | 0 | 0 | 0 | 0 |
| 18:00 | 34 | 23.1 | 18.9 | 4.2 | 0 | 1 | 5 | 19 | 8 | 1 | 0 | 0 | 0 | 0 | 0 | 0 |
| 19:00 | 19 | 21.8 | 19.6 | 2.6 | 0 | 0 | 0 | 15 | 4 | 0 | 0 | 0 | 0 | 0 | 0 | 0 |
| 20:00 | 9 | - | 20.7 | 4.6 | 0 | 0 | 1 | 4 | 3 | 1 | 0 | 0 | 0 | 0 | 0 | 0 |
| 21:00 | 12 | 25.3 | 22.3 | 4 | 0 | 0 | 0 | 5 | 5 | 2 | 0 | 0 | 0 | 0 | 0 | 0 |
| 22:00 | 9 | - | 20.7 | 3.9 | 0 | 0 | 0 | 6 | 2 | 1 | 0 | 0 | 0 | 0 | 0 | 0 |
| 23:00 | 2 | - | 26 | 10.6 | 0 | 0 | 0 | 1 | 0 | 0 | 1 | 0 | 0 | 0 | 0 | 0 |
| 12H,7-19 | 379 | 24.2 | 19.4 | 4.4 | 1 | 8 | 57 | 185 | 112 | 16 | 0 | 0 | 0 | 0 | 0 | 0 |
| 16H,6-22 | 423 | 24.2 | 19.5 | 4.4 | 1 | 9 | 58 | 212 | 124 | 19 | 0 | 0 | 0 | 0 | 0 | 0 |
| 18H,6-24 | 434 | 24.2 | 19.5 | 4.4 | 1 | 9 | 58 | 219 | 126 | 20 | 1 | 0 | 0 | 0 | 0 | 0 |
| 24H,0-24 | 437 | 24.2 | 19.5 | 4.4 | 1 | 9 | 58 | 222 | 126 | 20 | 1 | 0 | 0 | 0 | 0 | 0 |

22447 STEEPLE ASTON Site No: 22447002 Location Site 2, South Side, Steeple Aston (TG Pole)
 Fri 08-Dec-17 to Thu 14-Dec-17 Channel: Eastbound

| Time Period | Total Vehicles | 85%ile Speed | Mean Speed | Stand Dev. | <6Mph | 6-<11 | 11-<16 | 16-<21 | 21-<26 | 26-<31 | 31-<36 | 36-<41 | 41-<46 | 46-<51 | 51-<56 | =>56 |
|----------------------|----------------|--------------|------------|------------|-------|-------|--------|--------|--------|--------|--------|--------|--------|--------|--------|------|
| Wed 13-Dec-17 | | | | | | | | | | | | | | | | |
| 00:00 | 0 | - | - | - | 0 | 0 | 0 | 0 | 0 | 0 | 0 | 0 | 0 | 0 | 0 | 0 |
| 01:00 | 0 | - | - | - | 0 | 0 | 0 | 0 | 0 | 0 | 0 | 0 | 0 | 0 | 0 | 0 |
| 02:00 | 0 | - | - | - | 0 | 0 | 0 | 0 | 0 | 0 | 0 | 0 | 0 | 0 | 0 | 0 |
| 03:00 | 1 | - | 18.5 | - | 0 | 0 | 0 | 1 | 0 | 0 | 0 | 0 | 0 | 0 | 0 | 0 |
| 04:00 | 0 | - | - | - | 0 | 0 | 0 | 0 | 0 | 0 | 0 | 0 | 0 | 0 | 0 | 0 |
| 05:00 | 3 | - | 25.2 | 7.6 | 0 | 0 | 0 | 1 | 1 | 0 | 1 | 0 | 0 | 0 | 0 | 0 |
| 06:00 | 4 | - | 22.3 | 4.9 | 0 | 0 | 0 | 2 | 1 | 1 | 0 | 0 | 0 | 0 | 0 | 0 |
| 07:00 | 19 | 26.8 | 21.4 | 5.5 | 0 | 1 | 1 | 7 | 6 | 4 | 0 | 0 | 0 | 0 | 0 | 0 |
| 08:00 | 38 | 27.3 | 23.6 | 4 | 0 | 0 | 1 | 6 | 23 | 7 | 1 | 0 | 0 | 0 | 0 | 0 |
| 09:00 | 30 | 29.3 | 25 | 4.4 | 0 | 0 | 1 | 2 | 16 | 9 | 2 | 0 | 0 | 0 | 0 | 0 |
| 10:00 | 12 | 30.3 | 28.1 | 3.6 | 0 | 0 | 0 | 0 | 3 | 7 | 2 | 0 | 0 | 0 | 0 | 0 |
| 11:00 | 33 | 25.7 | 22.7 | 3.8 | 0 | 0 | 2 | 5 | 22 | 4 | 0 | 0 | 0 | 0 | 0 | 0 |
| 12:00 | 33 | 26.9 | 24.1 | 4.7 | 0 | 1 | 0 | 2 | 24 | 3 | 3 | 0 | 0 | 0 | 0 | 0 |
| 13:00 | 27 | 26.5 | 23 | 4.9 | 1 | 0 | 0 | 4 | 17 | 5 | 0 | 0 | 0 | 0 | 0 | 0 |
| 14:00 | 50 | 28.7 | 24.6 | 3.7 | 0 | 0 | 0 | 6 | 28 | 15 | 1 | 0 | 0 | 0 | 0 | 0 |
| 15:00 | 55 | 29.1 | 24.2 | 4.6 | 0 | 0 | 2 | 10 | 22 | 20 | 1 | 0 | 0 | 0 | 0 | 0 |
| 16:00 | 48 | 27.2 | 22.3 | 4.9 | 0 | 1 | 3 | 13 | 21 | 10 | 0 | 0 | 0 | 0 | 0 | 0 |
| 17:00 | 49 | 27.2 | 23.2 | 4.3 | 0 | 0 | 2 | 10 | 27 | 9 | 1 | 0 | 0 | 0 | 0 | 0 |
| 18:00 | 52 | 25.8 | 21.7 | 5.4 | 1 | 2 | 2 | 13 | 27 | 6 | 1 | 0 | 0 | 0 | 0 | 0 |
| 19:00 | 22 | 28.3 | 24.2 | 3.8 | 0 | 0 | 0 | 4 | 11 | 7 | 0 | 0 | 0 | 0 | 0 | 0 |
| 20:00 | 24 | 25.6 | 22.7 | 3.8 | 0 | 0 | 1 | 5 | 15 | 3 | 0 | 0 | 0 | 0 | 0 | 0 |
| 21:00 | 14 | 25.6 | 22.4 | 4.2 | 0 | 0 | 1 | 3 | 8 | 2 | 0 | 0 | 0 | 0 | 0 | 0 |
| 22:00 | 8 | - | 21.6 | 4 | 0 | 0 | 0 | 4 | 3 | 1 | 0 | 0 | 0 | 0 | 0 | 0 |
| 23:00 | 8 | - | 24.8 | 3.8 | 0 | 0 | 0 | 1 | 4 | 3 | 0 | 0 | 0 | 0 | 0 | 0 |
| 12H,7-19 | 446 | 28.2 | 23.4 | 4.7 | 2 | 5 | 14 | 78 | 236 | 99 | 12 | 0 | 0 | 0 | 0 | 0 |
| 16H,6-22 | 510 | 28.1 | 23.4 | 4.6 | 2 | 5 | 16 | 92 | 271 | 112 | 12 | 0 | 0 | 0 | 0 | 0 |
| 18H,6-24 | 526 | 28.1 | 23.4 | 4.6 | 2 | 5 | 16 | 97 | 278 | 116 | 12 | 0 | 0 | 0 | 0 | 0 |
| 24H,0-24 | 530 | 28.1 | 23.4 | 4.6 | 2 | 5 | 16 | 99 | 279 | 116 | 13 | 0 | 0 | 0 | 0 | 0 |

22447 STEEPLE ASTON Site No: 22447002 Location Site 2, South Side, Steeple Aston (TG Pole)
 Fri 08-Dec-17 to Thu 14-Dec-17 Channel: Eastbound

| Time Period | Total Vehicles | 85%ile Speed | Mean Speed | Stand Dev. | <6Mph | 6-<11 | 11-<16 | 16-<21 | 21-<26 | 26-<31 | 31-<36 | 36-<41 | 41-<46 | 46-<51 | 51-<56 | =>56 |
|----------------------|----------------|--------------|------------|------------|-------|-------|--------|--------|--------|--------|--------|--------|--------|--------|--------|------|
| Thu 14-Dec-17 | | | | | | | | | | | | | | | | |
| 00:00 | 1 | - | 23.5 | - | 0 | 0 | 0 | 0 | 1 | 0 | 0 | 0 | 0 | 0 | 0 | 0 |
| 01:00 | 1 | - | 18.5 | - | 0 | 0 | 0 | 1 | 0 | 0 | 0 | 0 | 0 | 0 | 0 | 0 |
| 02:00 | 0 | - | - | - | 0 | 0 | 0 | 0 | 0 | 0 | 0 | 0 | 0 | 0 | 0 | 0 |
| 03:00 | 1 | - | 23.5 | - | 0 | 0 | 0 | 0 | 1 | 0 | 0 | 0 | 0 | 0 | 0 | 0 |
| 04:00 | 0 | - | - | - | 0 | 0 | 0 | 0 | 0 | 0 | 0 | 0 | 0 | 0 | 0 | 0 |
| 05:00 | 4 | - | 29.8 | 6.4 | 0 | 0 | 0 | 0 | 1 | 2 | 0 | 1 | 0 | 0 | 0 | 0 |
| 06:00 | 3 | - | 23.5 | 5 | 0 | 0 | 0 | 1 | 1 | 1 | 0 | 0 | 0 | 0 | 0 | 0 |
| 07:00 | 23 | 27.3 | 22.8 | 5 | 0 | 0 | 2 | 5 | 11 | 4 | 1 | 0 | 0 | 0 | 0 | 0 |
| 08:00 | 45 | 29.4 | 25.4 | 4.3 | 0 | 1 | 0 | 2 | 21 | 20 | 1 | 0 | 0 | 0 | 0 | 0 |
| 09:00 | 35 | 30.3 | 25.5 | 4.8 | 0 | 0 | 0 | 6 | 13 | 12 | 4 | 0 | 0 | 0 | 0 | 0 |
| 10:00 | 18 | 29.2 | 23.8 | 5.7 | 0 | 0 | 2 | 3 | 6 | 6 | 1 | 0 | 0 | 0 | 0 | 0 |
| 11:00 | 21 | 29.3 | 24.5 | 5.1 | 0 | 0 | 1 | 4 | 7 | 8 | 1 | 0 | 0 | 0 | 0 | 0 |
| 12:00 | 36 | 28.9 | 24.6 | 4.1 | 0 | 0 | 1 | 4 | 17 | 14 | 0 | 0 | 0 | 0 | 0 | 0 |
| 13:00 | 22 | 28.7 | 24.2 | 4.7 | 0 | 0 | 1 | 3 | 11 | 6 | 1 | 0 | 0 | 0 | 0 | 0 |
| 14:00 | 36 | 29.3 | 25 | 4.4 | 0 | 0 | 2 | 2 | 15 | 17 | 0 | 0 | 0 | 0 | 0 | 0 |
| 15:00 | 45 | 28.2 | 23.6 | 4.4 | 0 | 0 | 2 | 8 | 23 | 11 | 1 | 0 | 0 | 0 | 0 | 0 |
| 16:00 | 69 | 28.4 | 23.1 | 5.3 | 0 | 3 | 3 | 12 | 30 | 21 | 0 | 0 | 0 | 0 | 0 | 0 |
| 17:00 | 76 | 28.8 | 24.2 | 4.5 | 1 | 0 | 0 | 12 | 37 | 25 | 1 | 0 | 0 | 0 | 0 | 0 |
| 18:00 | 41 | 27.4 | 24 | 4.1 | 0 | 0 | 0 | 7 | 26 | 5 | 3 | 0 | 0 | 0 | 0 | 0 |
| 19:00 | 33 | 25.6 | 22.9 | 4.2 | 0 | 1 | 0 | 6 | 21 | 5 | 0 | 0 | 0 | 0 | 0 | 0 |
| 20:00 | 20 | 29.3 | 25.3 | 4 | 0 | 0 | 0 | 3 | 7 | 10 | 0 | 0 | 0 | 0 | 0 | 0 |
| 21:00 | 18 | 28.3 | 23.5 | 5.6 | 0 | 1 | 1 | 1 | 9 | 6 | 0 | 0 | 0 | 0 | 0 | 0 |
| 22:00 | 17 | 27.6 | 23.5 | 5.8 | 0 | 0 | 1 | 4 | 8 | 3 | 0 | 1 | 0 | 0 | 0 | 0 |
| 23:00 | 6 | - | 24.3 | 6.8 | 0 | 0 | 0 | 3 | 0 | 2 | 1 | 0 | 0 | 0 | 0 | 0 |
| 12H,7-19 | 467 | 29.1 | 24.2 | 4.7 | 1 | 4 | 14 | 68 | 217 | 149 | 14 | 0 | 0 | 0 | 0 | 0 |
| 16H,6-22 | 541 | 29 | 24.1 | 4.7 | 1 | 6 | 15 | 79 | 255 | 171 | 14 | 0 | 0 | 0 | 0 | 0 |
| 18H,6-24 | 564 | 29 | 24.1 | 4.7 | 1 | 6 | 16 | 86 | 263 | 176 | 15 | 1 | 0 | 0 | 0 | 0 |
| 24H,0-24 | 571 | 29.1 | 24.1 | 4.7 | 1 | 6 | 16 | 87 | 266 | 178 | 15 | 2 | 0 | 0 | 0 | 0 |

22447 STEEPLE ASTON Site No: 22447002 Location Site 2, South Side, Steeple Aston (TG Pole)
 Fri 08-Dec-17 to Thu 14-Dec-17 Channel: Eastbound

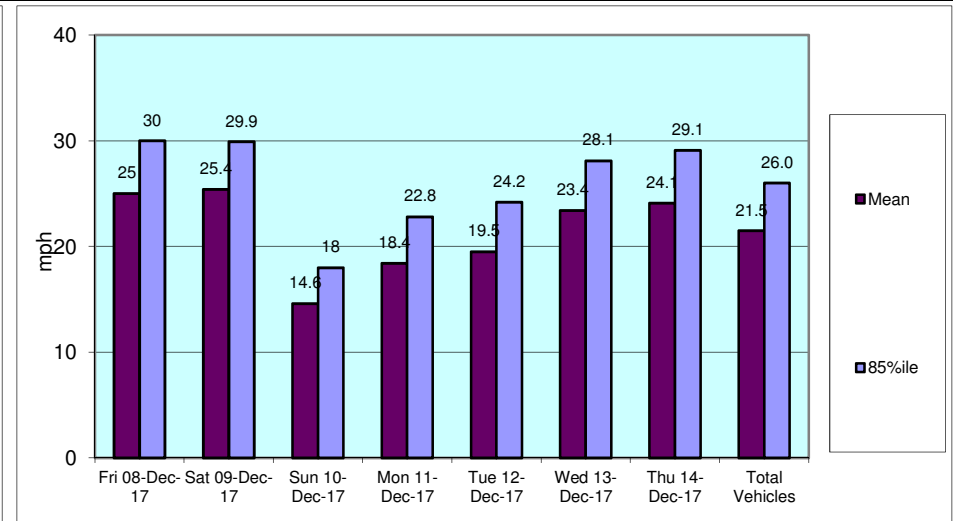
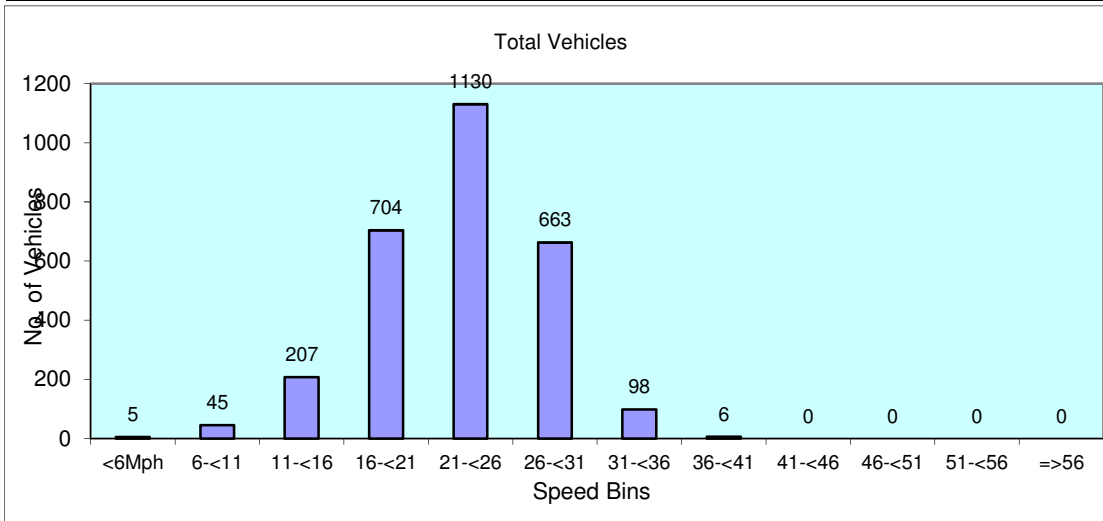
| Time Period | Total Vehicles | 85%ile Speed | Mean Speed | Stand Dev. | <6Mph | 6-<11 | 11-<16 | 16-<21 | 21-<26 | 26-<31 | 31-<36 | 36-<41 | 41-<46 | 46-<51 | 51-<56 | =>56 |
|-------------|----------------|--------------|------------|------------|-------|-------|--------|--------|--------|--------|--------|--------|--------|--------|--------|------|
|-------------|----------------|--------------|------------|------------|-------|-------|--------|--------|--------|--------|--------|--------|--------|--------|--------|------|

Daily Totals

| | | | | | | | | | | | | | | | | |
|---------------|-----|------|------|-----|---|----|----|-----|-----|-----|----|---|---|---|---|---|
| Fri 08-Dec-17 | 511 | 30 | 25 | 5 | 1 | 4 | 14 | 60 | 217 | 174 | 39 | 2 | 0 | 0 | 0 | 0 |
| Sat 09-Dec-17 | 440 | 29.9 | 25.4 | 4.5 | 0 | 1 | 4 | 56 | 183 | 164 | 30 | 2 | 0 | 0 | 0 | 0 |
| Sun 10-Dec-17 | 71 | 18 | 14.6 | 4.1 | 0 | 6 | 49 | 12 | 2 | 2 | 0 | 0 | 0 | 0 | 0 | 0 |
| Mon 11-Dec-17 | 298 | 22.8 | 18.4 | 4.3 | 0 | 14 | 50 | 168 | 57 | 9 | 0 | 0 | 0 | 0 | 0 | 0 |
| Tue 12-Dec-17 | 437 | 24.2 | 19.5 | 4.4 | 1 | 9 | 58 | 222 | 126 | 20 | 1 | 0 | 0 | 0 | 0 | 0 |
| Wed 13-Dec-17 | 530 | 28.1 | 23.4 | 4.6 | 2 | 5 | 16 | 99 | 279 | 116 | 13 | 0 | 0 | 0 | 0 | 0 |
| Thu 14-Dec-17 | 571 | 29.1 | 24.1 | 4.7 | 1 | 6 | 16 | 87 | 266 | 178 | 15 | 2 | 0 | 0 | 0 | 0 |

Total Vehicles

| | | | | | | | | | | | | | | | | |
|------|------|------|------|-----|---|----|-----|-----|------|-----|----|---|---|---|---|---|
| [--] | 2858 | 26.0 | 21.5 | 4.5 | 5 | 45 | 207 | 704 | 1130 | 663 | 98 | 6 | 0 | 0 | 0 | 0 |
|------|------|------|------|-----|---|----|-----|-----|------|-----|----|---|---|---|---|---|



| 22447 | STEEPLE ASTON | | Site No: 22447002 | | Location | | Site 2, South Side, Steeple Aston (TG Pole) | | | |
|------------------------------|-----------------|-----------------|-------------------|-----------------|-----------------|-----------------|---|-------------|-------------|--|
| Channel: Eastbound | | | | | | | | | | |
| TIME PERIOD | Fri 08/12/17 | Sat 09/12/17 | Sun 10/12/17 | Mon 11/12/17 | Tue 12/12/17 | Wed 13/12/17 | Thu 14/12/17 | 5-Day Av | 7-Day Av | |
| Week Begin: 08-Dec-17 | | | | | | | | | | |
| 00:00 | 1 | 3 | 2 | 0 | 0 | 0 | 1 | 0 | 1 | |
| 01:00 | 4 | 0 | 2 | 0 | 1 | 0 | 1 | 1 | 1 | |
| 02:00 | 1 | 1 | 2 | 0 | 0 | 0 | 0 | 0 | 1 | |
| 03:00 | 0 | 0 | 0 | 0 | 0 | 1 | 1 | 0 | 0 | |
| 04:00 | 0 | 0 | 0 | 0 | 0 | 0 | 0 | 0 | 0 | |
| 05:00 | 2 | 1 | 1 | 2 | 2 | 3 | 4 | 3 | 2 | |
| 06:00 | 4 | 3 | 1 | 1 | 4 | 4 | 3 | 3 | 3 | |
| 07:00 | 16 | 8 | 1 | 5 | 15 | 19 | 23 | 16 | 12 | |
| 08:00 | 37 | 14 | 1 | 12 | 23 | 38 | 45 | 31 | 24 | |
| 09:00 | 17 | 24 | 3 | 15 | 29 | 30 | 35 | 25 | 22 | |
| 10:00 | 41 | 26 | 0 | 18 | 9 | 12 | 18 | 20 | 18 | |
| 11:00 | 25 | 30 | 5 | 22 | 23 | 33 | 21 | 25 | 23 | |
| 12:00 | 39 | 34 | 2 | 25 | 43 | 33 | 36 | 35 | 30 | |
| 13:00 | 24 | 45 | 2 | 24 | 31 | 27 | 22 | 26 | 25 | |
| 14:00 | 55 | 31 | 5 | 31 | 35 | 50 | 36 | 41 | 35 | |
| 15:00 | 42 | 44 | 8 | 32 | 39 | 55 | 45 | 43 | 38 | |
| 16:00 | 42 | 43 | 13 | 45 | 45 | 48 | 69 | 50 | 44 | |
| 17:00 | 40 | 41 | 7 | 20 | 53 | 49 | 76 | 48 | 41 | |
| 18:00 | 41 | 25 | 3 | 14 | 34 | 52 | 41 | 36 | 30 | |
| 19:00 | 22 | 25 | 2 | 15 | 19 | 22 | 33 | 22 | 20 | |
| 20:00 | 17 | 10 | 0 | 5 | 9 | 24 | 20 | 15 | 12 | |
| 21:00 | 12 | 14 | 6 | 4 | 12 | 14 | 18 | 12 | 11 | |
| 22:00 | 24 | 12 | 2 | 4 | 9 | 8 | 17 | 12 | 11 | |
| 23:00 | 5 | 6 | 3 | 4 | 2 | 8 | 6 | 5 | 5 | |
| 12H,7-19 | 419 | 365 | 50 | 263 | 379 | 446 | 467 | 395 | 341 | |
| 16H,6-22 | 474 | 417 | 59 | 288 | 423 | 510 | 541 | 447 | 387 | |
| 18H,6-24 | 503 | 435 | 64 | 296 | 434 | 526 | 564 | 465 | 403 | |
| 24H,0-24 | 511 | 440 | 71 | 298 | 437 | 530 | 571 | 469 | 408 | |
| Am | 10:00 | 11:00 | 11:00 | 11:00 | 09:00 | 08:00 | 08:00 | - | - | |
| Peak | 41 | 30 | 5 | 22 | 29 | 38 | 45 | 35 | 30 | |
| Pm | 14:00 | 13:00 | 16:00 | 16:00 | 17:00 | 15:00 | 17:00 | - | - | |
| Peak | 55 | 45 | 13 | 45 | 53 | 55 | 76 | 57 | 49 | |

22447

STEEPLE ASTON

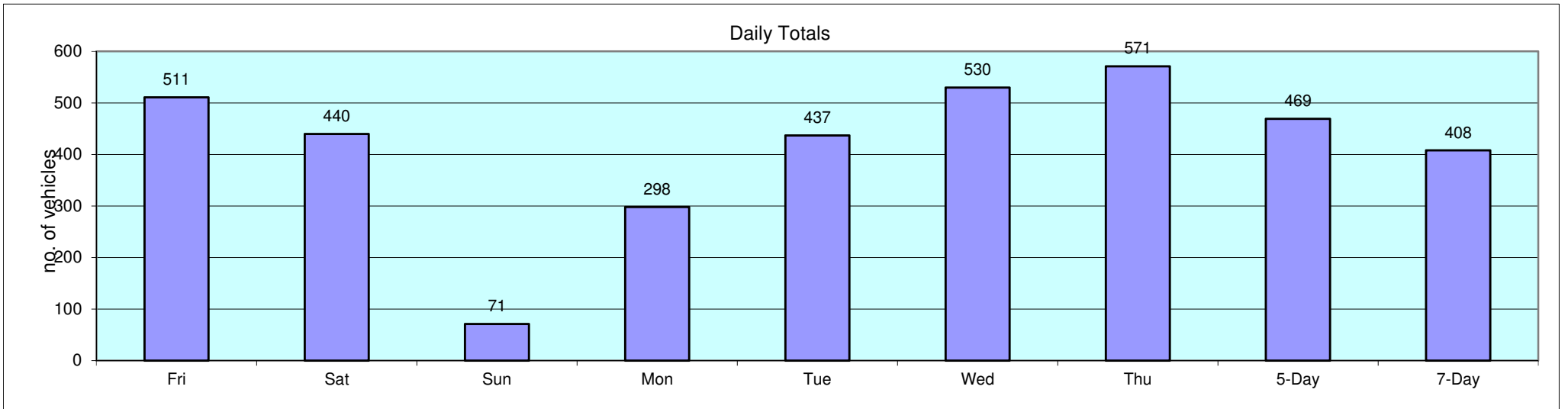
Site No: 22447002

Location

Site 2, South Side, Steeple Aston (TG Pole)

Channel: Eastbound

| TIME PERIOD | Fri 08/12/17 | Sat 09/12/17 | Sun 10/12/17 | Mon 11/12/17 | Tue 12/12/17 | Wed 13/12/17 | Thu 14/12/17 | 5-Day Av | 7-Day Av |
|-------------|-----------------|-----------------|-----------------|-----------------|-----------------|-----------------|-----------------|-------------|-------------|
|-------------|-----------------|-----------------|-----------------|-----------------|-----------------|-----------------|-----------------|-------------|-------------|



| TIME PERIOD | TOTAL VEHICLES | MOTOR-CYCLES | MOTOR-CYCLES% | CARS | CARS % | LGV | LGV % | HGV | HGV % | BUS | BUS % |
|----------------------|----------------|--------------|---------------|------|--------|-----|-------|-----|-------|-----|-------|
| Fri 08-Dec-17 | | | | | | | | | | | |
| 00:00 | 1 | 0 | 0.0 | 1 | 100.0 | 0 | 0.0 | 0 | 0.0 | 0 | 0.0 |
| 01:00 | 1 | 0 | 0.0 | 0 | 0.0 | 1 | 100.0 | 0 | 0.0 | 0 | 0.0 |
| 02:00 | 0 | 0 | - | 0 | - | 0 | - | 0 | - | 0 | - |
| 03:00 | 1 | 0 | 0.0 | 1 | 100.0 | 0 | 0.0 | 0 | 0.0 | 0 | 0.0 |
| 04:00 | 0 | 0 | - | 0 | - | 0 | - | 0 | - | 0 | - |
| 05:00 | 3 | 0 | 0.0 | 2 | 66.7 | 1 | 33.3 | 0 | 0.0 | 0 | 0.0 |
| 06:00 | 11 | 0 | 0.0 | 11 | 100.0 | 0 | 0.0 | 0 | 0.0 | 0 | 0.0 |
| 07:00 | 39 | 0 | 0.0 | 33 | 84.6 | 4 | 10.3 | 1 | 2.6 | 1 | 2.6 |
| 08:00 | 58 | 1 | 1.7 | 55 | 94.8 | 2 | 3.5 | 0 | 0.0 | 0 | 0.0 |
| 09:00 | 40 | 0 | 0.0 | 35 | 87.5 | 3 | 7.5 | 2 | 5.0 | 0 | 0.0 |
| 10:00 | 29 | 0 | 0.0 | 25 | 86.2 | 2 | 6.9 | 2 | 6.9 | 0 | 0.0 |
| 11:00 | 30 | 1 | 3.3 | 24 | 80.0 | 3 | 10.0 | 2 | 6.7 | 0 | 0.0 |
| 12:00 | 37 | 0 | 0.0 | 34 | 91.9 | 2 | 5.4 | 1 | 2.7 | 0 | 0.0 |
| 13:00 | 19 | 0 | 0.0 | 15 | 79.0 | 2 | 10.5 | 2 | 10.5 | 0 | 0.0 |
| 14:00 | 46 | 0 | 0.0 | 44 | 95.7 | 1 | 2.2 | 1 | 2.2 | 0 | 0.0 |
| 15:00 | 42 | 0 | 0.0 | 38 | 90.5 | 2 | 4.8 | 2 | 4.8 | 0 | 0.0 |
| 16:00 | 22 | 0 | 0.0 | 19 | 86.4 | 2 | 9.1 | 1 | 4.6 | 0 | 0.0 |
| 17:00 | 20 | 1 | 5.0 | 17 | 85.0 | 1 | 5.0 | 1 | 5.0 | 0 | 0.0 |
| 18:00 | 36 | 1 | 2.8 | 33 | 91.7 | 1 | 2.8 | 1 | 2.8 | 0 | 0.0 |
| 19:00 | 8 | 0 | 0.0 | 7 | 87.5 | 0 | 0.0 | 0 | 0.0 | 1 | 12.5 |
| 20:00 | 12 | 0 | 0.0 | 8 | 66.7 | 3 | 25.0 | 1 | 8.3 | 0 | 0.0 |
| 21:00 | 8 | 0 | 0.0 | 8 | 100.0 | 0 | 0.0 | 0 | 0.0 | 0 | 0.0 |
| 22:00 | 5 | 0 | 0.0 | 4 | 80.0 | 0 | 0.0 | 1 | 20.0 | 0 | 0.0 |
| 23:00 | 3 | 0 | 0.0 | 3 | 100.0 | 0 | 0.0 | 0 | 0.0 | 0 | 0.0 |
| 12H,7-19 | 418 | 4 | 1.0 | 372 | 89.0 | 25 | 6.0 | 16 | 3.8 | 1 | 0.2 |
| 16H,6-22 | 457 | 4 | 0.9 | 406 | 88.8 | 28 | 6.1 | 17 | 3.7 | 2 | 0.4 |
| 18H,6-24 | 465 | 4 | 0.9 | 413 | 88.8 | 28 | 6.0 | 18 | 3.9 | 2 | 0.4 |
| 24H,0-24 | 471 | 4 | 0.9 | 417 | 88.5 | 30 | 6.4 | 18 | 3.8 | 2 | 0.4 |

22447 STEEPLE ASTON Site No: 22447002 Location Site 2, South Side, Steeple Aston (TG Pole)
 Fri 08-Dec-17 to Thu 14-Dec-17 Channel: Westbound

| TIME PERIOD | TOTAL VEHICLES | MOTOR-CYCLES | MOTOR-CYCLES% | CARS | CARS % | LGV | LGV % | HGV | HGV % | BUS | BUS % |
|----------------------|----------------|--------------|---------------|------|--------|-----|-------|-----|-------|-----|-------|
| Sat 09-Dec-17 | | | | | | | | | | | |
| 00:00 | 1 | 0 | 0.0 | 1 | 100.0 | 0 | 0.0 | 0 | 0.0 | 0 | 0.0 |
| 01:00 | 0 | 0 | - | 0 | - | 0 | - | 0 | - | 0 | - |
| 02:00 | 0 | 0 | - | 0 | - | 0 | - | 0 | - | 0 | - |
| 03:00 | 0 | 0 | - | 0 | - | 0 | - | 0 | - | 0 | - |
| 04:00 | 0 | 0 | - | 0 | - | 0 | - | 0 | - | 0 | - |
| 05:00 | 3 | 0 | 0.0 | 1 | 33.3 | 2 | 66.7 | 0 | 0.0 | 0 | 0.0 |
| 06:00 | 2 | 0 | 0.0 | 1 | 50.0 | 0 | 0.0 | 1 | 50.0 | 0 | 0.0 |
| 07:00 | 12 | 0 | 0.0 | 11 | 91.7 | 1 | 8.3 | 0 | 0.0 | 0 | 0.0 |
| 08:00 | 31 | 0 | 0.0 | 27 | 87.1 | 2 | 6.5 | 2 | 6.5 | 0 | 0.0 |
| 09:00 | 33 | 0 | 0.0 | 30 | 90.9 | 2 | 6.1 | 1 | 3.0 | 0 | 0.0 |
| 10:00 | 43 | 0 | 0.0 | 39 | 90.7 | 3 | 7.0 | 1 | 2.3 | 0 | 0.0 |
| 11:00 | 33 | 0 | 0.0 | 32 | 97.0 | 0 | 0.0 | 1 | 3.0 | 0 | 0.0 |
| 12:00 | 40 | 0 | 0.0 | 39 | 97.5 | 0 | 0.0 | 1 | 2.5 | 0 | 0.0 |
| 13:00 | 37 | 0 | 0.0 | 35 | 94.6 | 1 | 2.7 | 1 | 2.7 | 0 | 0.0 |
| 14:00 | 26 | 0 | 0.0 | 23 | 88.5 | 1 | 3.9 | 1 | 3.9 | 1 | 3.9 |
| 15:00 | 19 | 0 | 0.0 | 17 | 89.5 | 2 | 10.5 | 0 | 0.0 | 0 | 0.0 |
| 16:00 | 29 | 0 | 0.0 | 28 | 96.6 | 0 | 0.0 | 1 | 3.5 | 0 | 0.0 |
| 17:00 | 24 | 0 | 0.0 | 21 | 87.5 | 1 | 4.2 | 2 | 8.3 | 0 | 0.0 |
| 18:00 | 22 | 1 | 4.6 | 21 | 95.5 | 0 | 0.0 | 0 | 0.0 | 0 | 0.0 |
| 19:00 | 20 | 1 | 5.0 | 17 | 85.0 | 0 | 0.0 | 1 | 5.0 | 1 | 5.0 |
| 20:00 | 12 | 0 | 0.0 | 10 | 83.3 | 1 | 8.3 | 1 | 8.3 | 0 | 0.0 |
| 21:00 | 5 | 0 | 0.0 | 5 | 100.0 | 0 | 0.0 | 0 | 0.0 | 0 | 0.0 |
| 22:00 | 3 | 0 | 0.0 | 2 | 66.7 | 1 | 33.3 | 0 | 0.0 | 0 | 0.0 |
| 23:00 | 3 | 0 | 0.0 | 3 | 100.0 | 0 | 0.0 | 0 | 0.0 | 0 | 0.0 |
| 12H,7-19 | 349 | 1 | 0.3 | 323 | 92.6 | 13 | 3.7 | 11 | 3.2 | 1 | 0.3 |
| 16H,6-22 | 388 | 2 | 0.5 | 356 | 91.8 | 14 | 3.6 | 14 | 3.6 | 2 | 0.5 |
| 18H,6-24 | 394 | 2 | 0.5 | 361 | 91.6 | 15 | 3.8 | 14 | 3.6 | 2 | 0.5 |
| 24H,0-24 | 398 | 2 | 0.5 | 363 | 91.2 | 17 | 4.3 | 14 | 3.5 | 2 | 0.5 |

| TIME PERIOD | TOTAL VEHICLES | MOTOR-CYCLES | MOTOR-CYCLES% | CARS | CARS % | LGV | LGV % | HGV | HGV % | BUS | BUS % |
|----------------------|----------------|--------------|---------------|------|--------|-----|-------|-----|-------|-----|-------|
| Sun 10-Dec-17 | | | | | | | | | | | |
| 00:00 | 3 | 0 | 0.0 | 3 | 100.0 | 0 | 0.0 | 0 | 0.0 | 0 | 0.0 |
| 01:00 | 4 | 0 | 0.0 | 4 | 100.0 | 0 | 0.0 | 0 | 0.0 | 0 | 0.0 |
| 02:00 | 1 | 0 | 0.0 | 1 | 100.0 | 0 | 0.0 | 0 | 0.0 | 0 | 0.0 |
| 03:00 | 0 | 0 | - | 0 | - | 0 | - | 0 | - | 0 | - |
| 04:00 | 0 | 0 | - | 0 | - | 0 | - | 0 | - | 0 | - |
| 05:00 | 2 | 0 | 0.0 | 1 | 50.0 | 1 | 50.0 | 0 | 0.0 | 0 | 0.0 |
| 06:00 | 3 | 0 | 0.0 | 2 | 66.7 | 1 | 33.3 | 0 | 0.0 | 0 | 0.0 |
| 07:00 | 0 | 0 | - | 0 | - | 0 | - | 0 | - | 0 | - |
| 08:00 | 3 | 0 | 0.0 | 3 | 100.0 | 0 | 0.0 | 0 | 0.0 | 0 | 0.0 |
| 09:00 | 4 | 0 | 0.0 | 4 | 100.0 | 0 | 0.0 | 0 | 0.0 | 0 | 0.0 |
| 10:00 | 4 | 0 | 0.0 | 4 | 100.0 | 0 | 0.0 | 0 | 0.0 | 0 | 0.0 |
| 11:00 | 3 | 0 | 0.0 | 3 | 100.0 | 0 | 0.0 | 0 | 0.0 | 0 | 0.0 |
| 12:00 | 2 | 0 | 0.0 | 2 | 100.0 | 0 | 0.0 | 0 | 0.0 | 0 | 0.0 |
| 13:00 | 3 | 0 | 0.0 | 3 | 100.0 | 0 | 0.0 | 0 | 0.0 | 0 | 0.0 |
| 14:00 | 4 | 0 | 0.0 | 3 | 75.0 | 1 | 25.0 | 0 | 0.0 | 0 | 0.0 |
| 15:00 | 5 | 0 | 0.0 | 4 | 80.0 | 1 | 20.0 | 0 | 0.0 | 0 | 0.0 |
| 16:00 | 10 | 0 | 0.0 | 9 | 90.0 | 1 | 10.0 | 0 | 0.0 | 0 | 0.0 |
| 17:00 | 5 | 0 | 0.0 | 5 | 100.0 | 0 | 0.0 | 0 | 0.0 | 0 | 0.0 |
| 18:00 | 1 | 0 | 0.0 | 1 | 100.0 | 0 | 0.0 | 0 | 0.0 | 0 | 0.0 |
| 19:00 | 2 | 0 | 0.0 | 2 | 100.0 | 0 | 0.0 | 0 | 0.0 | 0 | 0.0 |
| 20:00 | 1 | 0 | 0.0 | 1 | 100.0 | 0 | 0.0 | 0 | 0.0 | 0 | 0.0 |
| 21:00 | 4 | 0 | 0.0 | 3 | 75.0 | 1 | 25.0 | 0 | 0.0 | 0 | 0.0 |
| 22:00 | 3 | 0 | 0.0 | 3 | 100.0 | 0 | 0.0 | 0 | 0.0 | 0 | 0.0 |
| 23:00 | 1 | 0 | 0.0 | 0 | 0.0 | 1 | 100.0 | 0 | 0.0 | 0 | 0.0 |
| 12H,7-19 | 44 | 0 | 0.0 | 41 | 93.2 | 3 | 6.8 | 0 | 0.0 | 0 | 0.0 |
| 16H,6-22 | 54 | 0 | 0.0 | 49 | 90.7 | 5 | 9.3 | 0 | 0.0 | 0 | 0.0 |
| 18H,6-24 | 58 | 0 | 0.0 | 52 | 89.7 | 6 | 10.3 | 0 | 0.0 | 0 | 0.0 |
| 24H,0-24 | 68 | 0 | 0.0 | 61 | 89.7 | 7 | 10.3 | 0 | 0.0 | 0 | 0.0 |

22447 STEEPLE ASTON Site No: 22447002 Location Site 2, South Side, Steeple Aston (TG Pole)
 Fri 08-Dec-17 to Thu 14-Dec-17 Channel: Westbound

| TIME PERIOD | TOTAL VEHICLES | MOTOR-CYCLES | MOTOR-CYCLES% | CARS | CARS % | LGV | LGV % | HGV | HGV % | BUS | BUS % |
|----------------------|----------------|--------------|---------------|------|--------|-----|-------|-----|-------|-----|-------|
| Mon 11-Dec-17 | | | | | | | | | | | |
| 00:00 | 1 | 0 | 0.0 | 1 | 100.0 | 0 | 0.0 | 0 | 0.0 | 0 | 0.0 |
| 01:00 | 0 | 0 | - | 0 | - | 0 | - | 0 | - | 0 | - |
| 02:00 | 0 | 0 | - | 0 | - | 0 | - | 0 | - | 0 | - |
| 03:00 | 0 | 0 | - | 0 | - | 0 | - | 0 | - | 0 | - |
| 04:00 | 1 | 0 | 0.0 | 1 | 100.0 | 0 | 0.0 | 0 | 0.0 | 0 | 0.0 |
| 05:00 | 4 | 0 | 0.0 | 2 | 50.0 | 1 | 25.0 | 1 | 25.0 | 0 | 0.0 |
| 06:00 | 15 | 0 | 0.0 | 13 | 86.7 | 2 | 13.3 | 0 | 0.0 | 0 | 0.0 |
| 07:00 | 22 | 0 | 0.0 | 21 | 95.5 | 1 | 4.6 | 0 | 0.0 | 0 | 0.0 |
| 08:00 | 23 | 0 | 0.0 | 22 | 95.7 | 1 | 4.4 | 0 | 0.0 | 0 | 0.0 |
| 09:00 | 29 | 0 | 0.0 | 25 | 86.2 | 3 | 10.3 | 1 | 3.5 | 0 | 0.0 |
| 10:00 | 27 | 0 | 0.0 | 23 | 85.2 | 4 | 14.8 | 0 | 0.0 | 0 | 0.0 |
| 11:00 | 16 | 0 | 0.0 | 14 | 87.5 | 1 | 6.3 | 1 | 6.3 | 0 | 0.0 |
| 12:00 | 19 | 0 | 0.0 | 17 | 89.5 | 1 | 5.3 | 1 | 5.3 | 0 | 0.0 |
| 13:00 | 25 | 0 | 0.0 | 23 | 92.0 | 1 | 4.0 | 1 | 4.0 | 0 | 0.0 |
| 14:00 | 30 | 0 | 0.0 | 29 | 96.7 | 1 | 3.3 | 0 | 0.0 | 0 | 0.0 |
| 15:00 | 30 | 0 | 0.0 | 26 | 86.7 | 3 | 10.0 | 1 | 3.3 | 0 | 0.0 |
| 16:00 | 21 | 0 | 0.0 | 19 | 90.5 | 2 | 9.5 | 0 | 0.0 | 0 | 0.0 |
| 17:00 | 12 | 0 | 0.0 | 9 | 75.0 | 2 | 16.7 | 1 | 8.3 | 0 | 0.0 |
| 18:00 | 13 | 0 | 0.0 | 12 | 92.3 | 0 | 0.0 | 0 | 0.0 | 1 | 7.7 |
| 19:00 | 6 | 0 | 0.0 | 4 | 66.7 | 1 | 16.7 | 1 | 16.7 | 0 | 0.0 |
| 20:00 | 6 | 0 | 0.0 | 5 | 83.3 | 0 | 0.0 | 1 | 16.7 | 0 | 0.0 |
| 21:00 | 3 | 0 | 0.0 | 3 | 100.0 | 0 | 0.0 | 0 | 0.0 | 0 | 0.0 |
| 22:00 | 2 | 0 | 0.0 | 2 | 100.0 | 0 | 0.0 | 0 | 0.0 | 0 | 0.0 |
| 23:00 | 1 | 0 | 0.0 | 0 | 0.0 | 1 | 100.0 | 0 | 0.0 | 0 | 0.0 |
| 12H,7-19 | 267 | 0 | 0.0 | 240 | 89.9 | 20 | 7.5 | 6 | 2.3 | 1 | 0.4 |
| 16H,6-22 | 297 | 0 | 0.0 | 265 | 89.2 | 23 | 7.7 | 8 | 2.7 | 1 | 0.3 |
| 18H,6-24 | 300 | 0 | 0.0 | 267 | 89.0 | 24 | 8.0 | 8 | 2.7 | 1 | 0.3 |
| 24H,0-24 | 306 | 0 | 0.0 | 271 | 88.6 | 25 | 8.2 | 9 | 2.9 | 1 | 0.3 |

| TIME PERIOD | TOTAL VEHICLES | MOTOR-CYCLES | MOTOR-CYCLES% | CARS | CARS % | LGV | LGV % | HGV | HGV % | BUS | BUS % |
|---------------|----------------|--------------|---------------|------|--------|-----|-------|-----|-------|-----|-------|
| Tue 12-Dec-17 | | | | | | | | | | | |
| 00:00 | 1 | 0 | 0.0 | 1 | 100.0 | 0 | 0.0 | 0 | 0.0 | 0 | 0.0 |
| 01:00 | 0 | 0 | - | 0 | - | 0 | - | 0 | - | 0 | - |
| 02:00 | 0 | 0 | - | 0 | - | 0 | - | 0 | - | 0 | - |
| 03:00 | 0 | 0 | - | 0 | - | 0 | - | 0 | - | 0 | - |
| 04:00 | 0 | 0 | - | 0 | - | 0 | - | 0 | - | 0 | - |
| 05:00 | 7 | 0 | 0.0 | 6 | 85.7 | 1 | 14.3 | 0 | 0.0 | 0 | 0.0 |
| 06:00 | 9 | 0 | 0.0 | 8 | 88.9 | 1 | 11.1 | 0 | 0.0 | 0 | 0.0 |
| 07:00 | 38 | 0 | 0.0 | 33 | 86.8 | 4 | 10.5 | 1 | 2.6 | 0 | 0.0 |
| 08:00 | 48 | 0 | 0.0 | 42 | 87.5 | 4 | 8.3 | 2 | 4.2 | 0 | 0.0 |
| 09:00 | 46 | 0 | 0.0 | 42 | 91.3 | 3 | 6.5 | 1 | 2.2 | 0 | 0.0 |
| 10:00 | 28 | 0 | 0.0 | 24 | 85.7 | 3 | 10.7 | 1 | 3.6 | 0 | 0.0 |
| 11:00 | 33 | 0 | 0.0 | 26 | 78.8 | 5 | 15.2 | 2 | 6.1 | 0 | 0.0 |
| 12:00 | 23 | 0 | 0.0 | 20 | 87.0 | 2 | 8.7 | 1 | 4.4 | 0 | 0.0 |
| 13:00 | 21 | 0 | 0.0 | 17 | 81.0 | 3 | 14.3 | 1 | 4.8 | 0 | 0.0 |
| 14:00 | 24 | 0 | 0.0 | 20 | 83.3 | 3 | 12.5 | 1 | 4.2 | 0 | 0.0 |
| 15:00 | 47 | 0 | 0.0 | 43 | 91.5 | 4 | 8.5 | 0 | 0.0 | 0 | 0.0 |
| 16:00 | 25 | 0 | 0.0 | 21 | 84.0 | 3 | 12.0 | 1 | 4.0 | 0 | 0.0 |
| 17:00 | 21 | 0 | 0.0 | 19 | 90.5 | 1 | 4.8 | 1 | 4.8 | 0 | 0.0 |
| 18:00 | 17 | 0 | 0.0 | 14 | 82.4 | 2 | 11.8 | 1 | 5.9 | 0 | 0.0 |
| 19:00 | 18 | 0 | 0.0 | 16 | 88.9 | 1 | 5.6 | 0 | 0.0 | 1 | 5.6 |
| 20:00 | 6 | 0 | 0.0 | 6 | 100.0 | 0 | 0.0 | 0 | 0.0 | 0 | 0.0 |
| 21:00 | 7 | 0 | 0.0 | 7 | 100.0 | 0 | 0.0 | 0 | 0.0 | 0 | 0.0 |
| 22:00 | 4 | 0 | 0.0 | 4 | 100.0 | 0 | 0.0 | 0 | 0.0 | 0 | 0.0 |
| 23:00 | 0 | 0 | - | 0 | - | 0 | - | 0 | - | 0 | - |
| 12H,7-19 | 371 | 0 | 0.0 | 321 | 86.5 | 37 | 10.0 | 13 | 3.5 | 0 | 0.0 |
| 16H,6-22 | 411 | 0 | 0.0 | 358 | 87.1 | 39 | 9.5 | 13 | 3.2 | 1 | 0.2 |
| 18H,6-24 | 415 | 0 | 0.0 | 362 | 87.2 | 39 | 9.4 | 13 | 3.1 | 1 | 0.2 |
| 24H,0-24 | 423 | 0 | 0.0 | 369 | 87.2 | 40 | 9.5 | 13 | 3.1 | 1 | 0.2 |

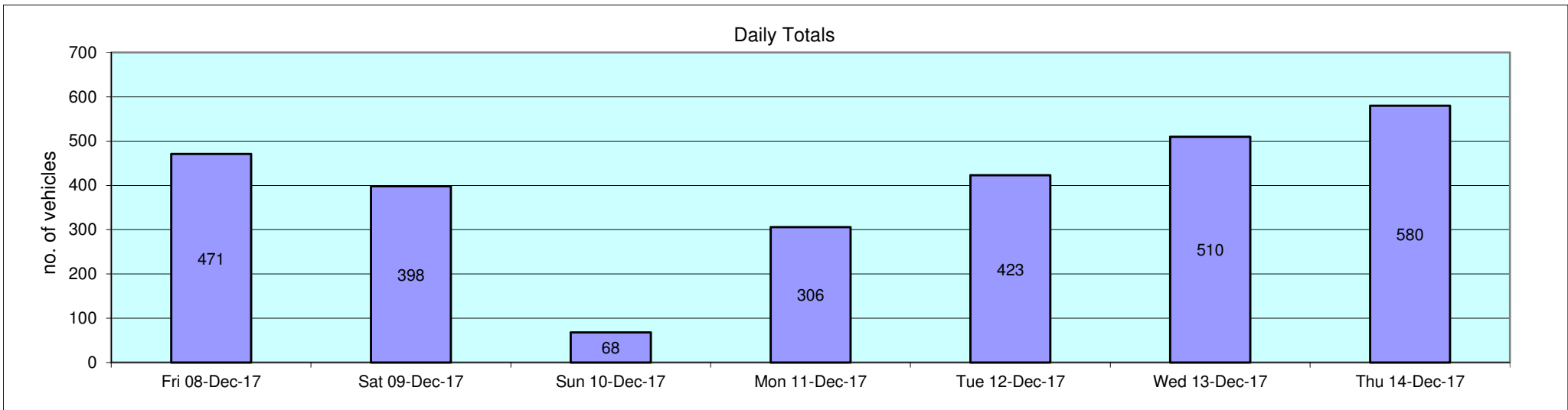
22447 STEEPLE ASTON Site No: 22447002 Location Site 2, South Side, Steeple Aston (TG Pole)
 Fri 08-Dec-17 to Thu 14-Dec-17 Channel: Westbound

| TIME PERIOD | TOTAL VEHICLES | MOTOR-CYCLES | MOTOR-CYCLES% | CARS | CARS % | LGV | LGV % | HGV | HGV % | BUS | BUS % |
|---------------|----------------|--------------|---------------|------|--------|-----|-------|-----|-------|-----|-------|
| Wed 13-Dec-17 | | | | | | | | | | | |
| 00:00 | 2 | 0 | 0.0 | 2 | 100.0 | 0 | 0.0 | 0 | 0.0 | 0 | 0.0 |
| 01:00 | 0 | 0 | - | 0 | - | 0 | - | 0 | - | 0 | - |
| 02:00 | 0 | 0 | - | 0 | - | 0 | - | 0 | - | 0 | - |
| 03:00 | 0 | 0 | - | 0 | - | 0 | - | 0 | - | 0 | - |
| 04:00 | 2 | 0 | 0.0 | 2 | 100.0 | 0 | 0.0 | 0 | 0.0 | 0 | 0.0 |
| 05:00 | 7 | 0 | 0.0 | 6 | 85.7 | 1 | 14.3 | 0 | 0.0 | 0 | 0.0 |
| 06:00 | 18 | 0 | 0.0 | 16 | 88.9 | 1 | 5.6 | 1 | 5.6 | 0 | 0.0 |
| 07:00 | 58 | 1 | 1.7 | 50 | 86.2 | 5 | 8.6 | 2 | 3.5 | 0 | 0.0 |
| 08:00 | 52 | 0 | 0.0 | 45 | 86.5 | 3 | 5.8 | 4 | 7.7 | 0 | 0.0 |
| 09:00 | 48 | 0 | 0.0 | 45 | 93.8 | 2 | 4.2 | 1 | 2.1 | 0 | 0.0 |
| 10:00 | 43 | 0 | 0.0 | 39 | 90.7 | 3 | 7.0 | 1 | 2.3 | 0 | 0.0 |
| 11:00 | 33 | 0 | 0.0 | 27 | 81.8 | 5 | 15.2 | 1 | 3.0 | 0 | 0.0 |
| 12:00 | 30 | 0 | 0.0 | 22 | 73.3 | 7 | 23.3 | 1 | 3.3 | 0 | 0.0 |
| 13:00 | 24 | 0 | 0.0 | 23 | 95.8 | 0 | 0.0 | 1 | 4.2 | 0 | 0.0 |
| 14:00 | 38 | 0 | 0.0 | 35 | 92.1 | 2 | 5.3 | 1 | 2.6 | 0 | 0.0 |
| 15:00 | 34 | 0 | 0.0 | 30 | 88.2 | 4 | 11.8 | 0 | 0.0 | 0 | 0.0 |
| 16:00 | 29 | 0 | 0.0 | 26 | 89.7 | 2 | 6.9 | 1 | 3.5 | 0 | 0.0 |
| 17:00 | 32 | 1 | 3.1 | 28 | 87.5 | 1 | 3.1 | 2 | 6.3 | 0 | 0.0 |
| 18:00 | 27 | 0 | 0.0 | 23 | 85.2 | 4 | 14.8 | 0 | 0.0 | 0 | 0.0 |
| 19:00 | 10 | 0 | 0.0 | 10 | 100.0 | 0 | 0.0 | 0 | 0.0 | 0 | 0.0 |
| 20:00 | 9 | 0 | 0.0 | 9 | 100.0 | 0 | 0.0 | 0 | 0.0 | 0 | 0.0 |
| 21:00 | 7 | 0 | 0.0 | 6 | 85.7 | 1 | 14.3 | 0 | 0.0 | 0 | 0.0 |
| 22:00 | 5 | 0 | 0.0 | 4 | 80.0 | 0 | 0.0 | 1 | 20.0 | 0 | 0.0 |
| 23:00 | 2 | 0 | 0.0 | 2 | 100.0 | 0 | 0.0 | 0 | 0.0 | 0 | 0.0 |
| 12H,7-19 | 448 | 2 | 0.5 | 393 | 87.7 | 38 | 8.5 | 15 | 3.4 | 0 | 0.0 |
| 16H,6-22 | 492 | 2 | 0.4 | 434 | 88.2 | 40 | 8.1 | 16 | 3.3 | 0 | 0.0 |
| 18H,6-24 | 499 | 2 | 0.4 | 440 | 88.2 | 40 | 8.0 | 17 | 3.4 | 0 | 0.0 |
| 24H,0-24 | 510 | 2 | 0.4 | 450 | 88.2 | 41 | 8.0 | 17 | 3.3 | 0 | 0.0 |

22447 STEEPLE ASTON Site No: 22447002 Location Site 2, South Side, Steeple Aston (TG Pole)
 Fri 08-Dec-17 to Thu 14-Dec-17 Channel: Westbound

| TIME PERIOD | TOTAL VEHICLES | MOTOR-CYCLES | MOTOR-CYCLES% | CARS | CARS % | LGV | LGV % | HGV | HGV % | BUS | BUS % |
|---------------|----------------|--------------|---------------|------|--------|-----|-------|-----|-------|-----|-------|
| Thu 14-Dec-17 | | | | | | | | | | | |
| 00:00 | 2 | 0 | 0.0 | 2 | 100.0 | 0 | 0.0 | 0 | 0.0 | 0 | 0.0 |
| 01:00 | 2 | 0 | 0.0 | 2 | 100.0 | 0 | 0.0 | 0 | 0.0 | 0 | 0.0 |
| 02:00 | 0 | 0 | - | 0 | - | 0 | - | 0 | - | 0 | - |
| 03:00 | 0 | 0 | - | 0 | - | 0 | - | 0 | - | 0 | - |
| 04:00 | 2 | 0 | 0.0 | 2 | 100.0 | 0 | 0.0 | 0 | 0.0 | 0 | 0.0 |
| 05:00 | 9 | 0 | 0.0 | 8 | 88.9 | 1 | 11.1 | 0 | 0.0 | 0 | 0.0 |
| 06:00 | 14 | 0 | 0.0 | 14 | 100.0 | 0 | 0.0 | 0 | 0.0 | 0 | 0.0 |
| 07:00 | 44 | 0 | 0.0 | 36 | 81.8 | 5 | 11.4 | 2 | 4.6 | 1 | 2.3 |
| 08:00 | 50 | 1 | 2.0 | 46 | 92.0 | 2 | 4.0 | 1 | 2.0 | 0 | 0.0 |
| 09:00 | 48 | 0 | 0.0 | 46 | 95.8 | 1 | 2.1 | 1 | 2.1 | 0 | 0.0 |
| 10:00 | 39 | 0 | 0.0 | 33 | 84.6 | 3 | 7.7 | 3 | 7.7 | 0 | 0.0 |
| 11:00 | 39 | 0 | 0.0 | 37 | 94.9 | 2 | 5.1 | 0 | 0.0 | 0 | 0.0 |
| 12:00 | 34 | 0 | 0.0 | 32 | 94.1 | 0 | 0.0 | 2 | 5.9 | 0 | 0.0 |
| 13:00 | 23 | 0 | 0.0 | 22 | 95.7 | 1 | 4.4 | 0 | 0.0 | 0 | 0.0 |
| 14:00 | 43 | 0 | 0.0 | 37 | 86.1 | 4 | 9.3 | 2 | 4.7 | 0 | 0.0 |
| 15:00 | 43 | 0 | 0.0 | 38 | 88.4 | 3 | 7.0 | 2 | 4.7 | 0 | 0.0 |
| 16:00 | 38 | 0 | 0.0 | 36 | 94.7 | 1 | 2.6 | 0 | 0.0 | 1 | 2.6 |
| 17:00 | 36 | 0 | 0.0 | 33 | 91.7 | 2 | 5.6 | 1 | 2.8 | 0 | 0.0 |
| 18:00 | 28 | 0 | 0.0 | 26 | 92.9 | 2 | 7.1 | 0 | 0.0 | 0 | 0.0 |
| 19:00 | 46 | 1 | 2.2 | 43 | 93.5 | 1 | 2.2 | 1 | 2.2 | 0 | 0.0 |
| 20:00 | 11 | 1 | 9.1 | 8 | 72.7 | 1 | 9.1 | 1 | 9.1 | 0 | 0.0 |
| 21:00 | 16 | 0 | 0.0 | 13 | 81.3 | 3 | 18.8 | 0 | 0.0 | 0 | 0.0 |
| 22:00 | 9 | 0 | 0.0 | 9 | 100.0 | 0 | 0.0 | 0 | 0.0 | 0 | 0.0 |
| 23:00 | 4 | 0 | 0.0 | 3 | 75.0 | 0 | 0.0 | 1 | 25.0 | 0 | 0.0 |
| 12H,7-19 | 465 | 1 | 0.2 | 422 | 90.8 | 26 | 5.6 | 14 | 3.0 | 2 | 0.4 |
| 16H,6-22 | 552 | 3 | 0.5 | 500 | 90.6 | 31 | 5.6 | 16 | 2.9 | 2 | 0.4 |
| 18H,6-24 | 565 | 3 | 0.5 | 512 | 90.6 | 31 | 5.5 | 17 | 3.0 | 2 | 0.4 |
| 24H,0-24 | 580 | 3 | 0.5 | 526 | 90.7 | 32 | 5.5 | 17 | 2.9 | 2 | 0.3 |

| TIME PERIOD | TOTAL VEHICLES | MOTOR-CYCLES | MOTOR-CYCLES% | CARS | CARS % | LGV | LGV % | HGV | HGV % | BUS | BUS % |
|-----------------------|----------------|--------------|---------------|------|--------|-----|-------|-----|-------|-----|-------|
| Daily Totals | | | | | | | | | | | |
| Fri 08-Dec-17 | 471 | 4 | 0.9 | 417 | 88.5 | 30 | 6.4 | 18 | 3.8 | 2 | 0.4 |
| Sat 09-Dec-17 | 398 | 2 | 0.5 | 363 | 91.2 | 17 | 4.3 | 14 | 3.5 | 2 | 0.5 |
| Sun 10-Dec-17 | 68 | 0 | 0.0 | 61 | 89.7 | 7 | 10.3 | 0 | 0.0 | 0 | 0.0 |
| Mon 11-Dec-17 | 306 | 0 | 0.0 | 271 | 88.6 | 25 | 8.2 | 9 | 2.9 | 1 | 0.3 |
| Tue 12-Dec-17 | 423 | 0 | 0.0 | 369 | 87.2 | 40 | 9.5 | 13 | 3.1 | 1 | 0.2 |
| Wed 13-Dec-17 | 510 | 2 | 0.4 | 450 | 88.2 | 41 | 8.0 | 17 | 3.3 | 0 | 0.0 |
| Thu 14-Dec-17 | 580 | 3 | 0.5 | 526 | 90.7 | 32 | 5.5 | 17 | 2.9 | 2 | 0.3 |
| Total Vehicles | | | | | | | | | | | |
| [--] | 2756 | 11 | 0.3 | 2457 | 89.2 | 192 | 7.4 | 88 | 2.8 | 8 | 0.3 |



| Time Period | Total Vehicles | 85%ile Speed | Mean Speed | Stand Dev. | <6Mph | 6-<11 | 11-<16 | 16-<21 | 21-<26 | 26-<31 | 31-<36 | 36-<41 | 41-<46 | 46-<51 | 51-<56 | =>56 |
|----------------------|----------------|--------------|-------------|------------|----------|-----------|----------|-----------|------------|------------|-----------|----------|----------|----------|----------|----------|
| Fri 08-Dec-17 | | | | | | | | | | | | | | | | |
| 00:00 | 1 | - | 33.5 | - | 0 | 0 | 0 | 0 | 0 | 0 | 1 | 0 | 0 | 0 | 0 | 0 |
| 01:00 | 1 | - | 33.5 | - | 0 | 0 | 0 | 0 | 0 | 0 | 1 | 0 | 0 | 0 | 0 | 0 |
| 02:00 | 0 | - | - | - | 0 | 0 | 0 | 0 | 0 | 0 | 0 | 0 | 0 | 0 | 0 | 0 |
| 03:00 | 1 | - | 28.5 | - | 0 | 0 | 0 | 0 | 0 | 1 | 0 | 0 | 0 | 0 | 0 | 0 |
| 04:00 | 0 | - | - | - | 0 | 0 | 0 | 0 | 0 | 0 | 0 | 0 | 0 | 0 | 0 | 0 |
| 05:00 | 3 | - | 30.2 | 7.6 | 0 | 0 | 0 | 0 | 1 | 1 | 0 | 1 | 0 | 0 | 0 | 0 |
| 06:00 | 11 | 35.3 | 31.7 | 6.2 | 0 | 0 | 0 | 0 | 2 | 3 | 4 | 1 | 1 | 0 | 0 | 0 |
| 07:00 | 39 | 30.7 | 27.3 | 4 | 0 | 0 | 0 | 1 | 13 | 19 | 6 | 0 | 0 | 0 | 0 | 0 |
| 08:00 | 58 | 30.8 | 26.9 | 5.3 | 0 | 2 | 0 | 3 | 13 | 32 | 8 | 0 | 0 | 0 | 0 | 0 |
| 09:00 | 40 | 32.1 | 26.6 | 5.5 | 0 | 1 | 0 | 1 | 18 | 12 | 7 | 1 | 0 | 0 | 0 | 0 |
| 10:00 | 29 | 33.3 | 27.1 | 6.9 | 0 | 2 | 0 | 2 | 5 | 11 | 9 | 0 | 0 | 0 | 0 | 0 |
| 11:00 | 30 | 32 | 28.5 | 4 | 0 | 0 | 0 | 0 | 7 | 17 | 5 | 1 | 0 | 0 | 0 | 0 |
| 12:00 | 37 | 30.7 | 26.2 | 5.1 | 0 | 1 | 0 | 2 | 14 | 15 | 5 | 0 | 0 | 0 | 0 | 0 |
| 13:00 | 19 | 30.2 | 27.2 | 5.1 | 0 | 1 | 0 | 0 | 2 | 15 | 1 | 0 | 0 | 0 | 0 | 0 |
| 14:00 | 46 | 29.9 | 26.5 | 3.4 | 0 | 0 | 0 | 1 | 18 | 25 | 2 | 0 | 0 | 0 | 0 | 0 |
| 15:00 | 42 | 30.8 | 26.6 | 5.2 | 0 | 1 | 1 | 1 | 13 | 20 | 6 | 0 | 0 | 0 | 0 | 0 |
| 16:00 | 22 | 30.6 | 26.2 | 5.5 | 0 | 0 | 2 | 0 | 7 | 10 | 3 | 0 | 0 | 0 | 0 | 0 |
| 17:00 | 20 | 32.3 | 27.3 | 5.8 | 0 | 0 | 0 | 2 | 7 | 7 | 2 | 2 | 0 | 0 | 0 | 0 |
| 18:00 | 36 | 30.3 | 25.3 | 5.4 | 0 | 1 | 0 | 5 | 13 | 13 | 4 | 0 | 0 | 0 | 0 | 0 |
| 19:00 | 8 | - | 22.3 | 7.5 | 0 | 1 | 0 | 2 | 3 | 1 | 1 | 0 | 0 | 0 | 0 | 0 |
| 20:00 | 12 | 33.1 | 28.9 | 4.2 | 0 | 0 | 0 | 0 | 3 | 5 | 4 | 0 | 0 | 0 | 0 | 0 |
| 21:00 | 8 | - | 29.1 | 6.3 | 0 | 0 | 0 | 1 | 1 | 3 | 2 | 1 | 0 | 0 | 0 | 0 |
| 22:00 | 5 | - | 22.8 | 12 | 1 | 0 | 0 | 0 | 3 | 0 | 0 | 1 | 0 | 0 | 0 | 0 |
| 23:00 | 3 | - | 31.8 | 3.1 | 0 | 0 | 0 | 0 | 0 | 1 | 2 | 0 | 0 | 0 | 0 | 0 |
| 12H,7-19 | 418 | 31 | 26.8 | 5.1 | 0 | 9 | 3 | 18 | 130 | 196 | 58 | 4 | 0 | 0 | 0 | 0 |
| 16H,6-22 | 457 | 31.5 | 26.9 | 5.3 | 0 | 10 | 3 | 21 | 139 | 208 | 69 | 6 | 1 | 0 | 0 | 0 |
| 18H,6-24 | 465 | 31.6 | 26.9 | 5.4 | 1 | 10 | 3 | 21 | 142 | 209 | 71 | 7 | 1 | 0 | 0 | 0 |
| 24H,0-24 | 471 | 31.7 | 26.9 | 5.4 | 1 | 10 | 3 | 21 | 143 | 211 | 73 | 8 | 1 | 0 | 0 | 0 |

| Time Period | Total Vehicles | 85%ile Speed | Mean Speed | Stand Dev. | <6Mph | 6-<11 | 11-<16 | 16-<21 | 21-<26 | 26-<31 | 31-<36 | 36-<41 | 41-<46 | 46-<51 | 51-<56 | =>56 |
|----------------------|----------------|--------------|------------|------------|-------|-------|--------|--------|--------|--------|--------|--------|--------|--------|--------|------|
| Sat 09-Dec-17 | | | | | | | | | | | | | | | | |
| 00:00 | 1 | - | 18.5 | - | 0 | 0 | 0 | 1 | 0 | 0 | 0 | 0 | 0 | 0 | 0 | 0 |
| 01:00 | 0 | - | - | - | 0 | 0 | 0 | 0 | 0 | 0 | 0 | 0 | 0 | 0 | 0 | 0 |
| 02:00 | 0 | - | - | - | 0 | 0 | 0 | 0 | 0 | 0 | 0 | 0 | 0 | 0 | 0 | 0 |
| 03:00 | 0 | - | - | - | 0 | 0 | 0 | 0 | 0 | 0 | 0 | 0 | 0 | 0 | 0 | 0 |
| 04:00 | 0 | - | - | - | 0 | 0 | 0 | 0 | 0 | 0 | 0 | 0 | 0 | 0 | 0 | 0 |
| 05:00 | 3 | - | 28.5 | 5 | 0 | 0 | 0 | 0 | 1 | 1 | 1 | 0 | 0 | 0 | 0 | 0 |
| 06:00 | 2 | - | 26 | 3.5 | 0 | 0 | 0 | 0 | 1 | 1 | 0 | 0 | 0 | 0 | 0 | 0 |
| 07:00 | 12 | 30.3 | 27.3 | 4.5 | 0 | 0 | 0 | 1 | 3 | 6 | 2 | 0 | 0 | 0 | 0 | 0 |
| 08:00 | 31 | 29.8 | 24.5 | 6.7 | 0 | 3 | 1 | 0 | 12 | 13 | 2 | 0 | 0 | 0 | 0 | 0 |
| 09:00 | 33 | 31.6 | 26.7 | 7 | 0 | 2 | 1 | 0 | 9 | 15 | 5 | 0 | 1 | 0 | 0 | 0 |
| 10:00 | 43 | 31 | 26.4 | 5.4 | 0 | 1 | 1 | 2 | 14 | 18 | 7 | 0 | 0 | 0 | 0 | 0 |
| 11:00 | 33 | 32.1 | 27.7 | 4.6 | 0 | 0 | 1 | 0 | 9 | 16 | 7 | 0 | 0 | 0 | 0 | 0 |
| 12:00 | 40 | 31.4 | 25.5 | 6.8 | 0 | 3 | 0 | 5 | 9 | 16 | 7 | 0 | 0 | 0 | 0 | 0 |
| 13:00 | 37 | 31 | 27.7 | 4.4 | 0 | 0 | 0 | 2 | 9 | 20 | 5 | 1 | 0 | 0 | 0 | 0 |
| 14:00 | 26 | 31.6 | 27 | 5.6 | 0 | 0 | 1 | 4 | 2 | 14 | 5 | 0 | 0 | 0 | 0 | 0 |
| 15:00 | 19 | 33.6 | 28 | 5.4 | 0 | 0 | 0 | 2 | 5 | 5 | 7 | 0 | 0 | 0 | 0 | 0 |
| 16:00 | 29 | 33.6 | 28.7 | 4.6 | 0 | 0 | 0 | 1 | 7 | 11 | 10 | 0 | 0 | 0 | 0 | 0 |
| 17:00 | 24 | 32.1 | 26 | 6.6 | 0 | 1 | 0 | 3 | 8 | 7 | 4 | 1 | 0 | 0 | 0 | 0 |
| 18:00 | 22 | 33.8 | 26.5 | 8.7 | 0 | 3 | 0 | 0 | 5 | 8 | 4 | 2 | 0 | 0 | 0 | 0 |
| 19:00 | 20 | 29.9 | 23.8 | 7.3 | 0 | 2 | 1 | 2 | 6 | 7 | 2 | 0 | 0 | 0 | 0 | 0 |
| 20:00 | 12 | 29.9 | 26 | 4.7 | 0 | 0 | 0 | 2 | 3 | 6 | 1 | 0 | 0 | 0 | 0 | 0 |
| 21:00 | 5 | - | 27.5 | 6.6 | 0 | 0 | 0 | 1 | 1 | 1 | 2 | 0 | 0 | 0 | 0 | 0 |
| 22:00 | 3 | - | 28.5 | 5 | 0 | 0 | 0 | 0 | 1 | 1 | 1 | 0 | 0 | 0 | 0 | 0 |
| 23:00 | 3 | - | 26.8 | 3.1 | 0 | 0 | 0 | 0 | 1 | 2 | 0 | 0 | 0 | 0 | 0 | 0 |
| 12H,7-19 | 349 | 32.3 | 26.7 | 6 | 0 | 13 | 5 | 20 | 92 | 149 | 65 | 4 | 1 | 0 | 0 | 0 |
| 16H,6-22 | 388 | 32.2 | 26.6 | 6 | 0 | 15 | 6 | 25 | 103 | 164 | 70 | 4 | 1 | 0 | 0 | 0 |
| 18H,6-24 | 394 | 32.2 | 26.6 | 6 | 0 | 15 | 6 | 25 | 105 | 167 | 71 | 4 | 1 | 0 | 0 | 0 |
| 24H,0-24 | 398 | 32.2 | 26.6 | 6 | 0 | 15 | 6 | 26 | 106 | 168 | 72 | 4 | 1 | 0 | 0 | 0 |

| Time Period | Total Vehicles | 85%ile Speed | Mean Speed | Stand Dev. | <6Mph | 6-<11 | 11-<16 | 16-<21 | 21-<26 | 26-<31 | 31-<36 | 36-<41 | 41-<46 | 46-<51 | 51-<56 | =>56 |
|----------------------|----------------|--------------|------------|------------|-------|-------|--------|--------|--------|--------|--------|--------|--------|--------|--------|------|
| Sun 10-Dec-17 | | | | | | | | | | | | | | | | |
| 00:00 | 3 | - | 23.5 | 1.7 | 0 | 0 | 0 | 0 | 3 | 0 | 0 | 0 | 0 | 0 | 0 | 0 |
| 01:00 | 4 | - | 31 | 3.2 | 0 | 0 | 0 | 0 | 0 | 2 | 2 | 0 | 0 | 0 | 0 | 0 |
| 02:00 | 1 | - | 28.5 | - | 0 | 0 | 0 | 0 | 0 | 1 | 0 | 0 | 0 | 0 | 0 | 0 |
| 03:00 | 0 | - | - | - | 0 | 0 | 0 | 0 | 0 | 0 | 0 | 0 | 0 | 0 | 0 | 0 |
| 04:00 | 0 | - | - | - | 0 | 0 | 0 | 0 | 0 | 0 | 0 | 0 | 0 | 0 | 0 | 0 |
| 05:00 | 2 | - | 13.5 | 7.1 | 0 | 1 | 0 | 1 | 0 | 0 | 0 | 0 | 0 | 0 | 0 | 0 |
| 06:00 | 3 | - | 21.8 | 3.1 | 0 | 0 | 0 | 1 | 2 | 0 | 0 | 0 | 0 | 0 | 0 | 0 |
| 07:00 | 0 | - | - | - | 0 | 0 | 0 | 0 | 0 | 0 | 0 | 0 | 0 | 0 | 0 | 0 |
| 08:00 | 3 | - | 15.2 | 3.1 | 0 | 0 | 2 | 1 | 0 | 0 | 0 | 0 | 0 | 0 | 0 | 0 |
| 09:00 | 4 | - | 14.8 | 2.8 | 0 | 0 | 3 | 1 | 0 | 0 | 0 | 0 | 0 | 0 | 0 | 0 |
| 10:00 | 4 | - | 13.5 | 4.2 | 0 | 1 | 2 | 1 | 0 | 0 | 0 | 0 | 0 | 0 | 0 | 0 |
| 11:00 | 3 | - | 18.5 | 1.7 | 0 | 0 | 0 | 3 | 0 | 0 | 0 | 0 | 0 | 0 | 0 | 0 |
| 12:00 | 2 | - | 16 | 3.5 | 0 | 0 | 1 | 1 | 0 | 0 | 0 | 0 | 0 | 0 | 0 | 0 |
| 13:00 | 3 | - | 13.5 | 5 | 0 | 1 | 1 | 1 | 0 | 0 | 0 | 0 | 0 | 0 | 0 | 0 |
| 14:00 | 4 | - | 14.8 | 2.8 | 0 | 0 | 3 | 1 | 0 | 0 | 0 | 0 | 0 | 0 | 0 | 0 |
| 15:00 | 5 | - | 15.5 | 3.1 | 0 | 0 | 3 | 2 | 0 | 0 | 0 | 0 | 0 | 0 | 0 | 0 |
| 16:00 | 10 | 19.6 | 15.5 | 5.1 | 0 | 3 | 0 | 7 | 0 | 0 | 0 | 0 | 0 | 0 | 0 | 0 |
| 17:00 | 5 | - | 15.5 | 4.6 | 0 | 1 | 1 | 3 | 0 | 0 | 0 | 0 | 0 | 0 | 0 | 0 |
| 18:00 | 1 | - | 13.5 | - | 0 | 0 | 1 | 0 | 0 | 0 | 0 | 0 | 0 | 0 | 0 | 0 |
| 19:00 | 2 | - | 13.5 | 1.8 | 0 | 0 | 2 | 0 | 0 | 0 | 0 | 0 | 0 | 0 | 0 | 0 |
| 20:00 | 1 | - | 23.5 | - | 0 | 0 | 0 | 0 | 1 | 0 | 0 | 0 | 0 | 0 | 0 | 0 |
| 21:00 | 4 | - | 16 | 3.2 | 0 | 0 | 2 | 2 | 0 | 0 | 0 | 0 | 0 | 0 | 0 | 0 |
| 22:00 | 3 | - | 16.8 | 3.1 | 0 | 0 | 1 | 2 | 0 | 0 | 0 | 0 | 0 | 0 | 0 | 0 |
| 23:00 | 1 | - | 23.5 | - | 0 | 0 | 0 | 0 | 1 | 0 | 0 | 0 | 0 | 0 | 0 | 0 |
| 12H,7-19 | 44 | 19.3 | 15.2 | 3.9 | 0 | 6 | 17 | 21 | 0 | 0 | 0 | 0 | 0 | 0 | 0 | 0 |
| 16H,6-22 | 54 | 19.8 | 15.7 | 4.1 | 0 | 6 | 21 | 24 | 3 | 0 | 0 | 0 | 0 | 0 | 0 | 0 |
| 18H,6-24 | 58 | 20 | 15.9 | 4.2 | 0 | 6 | 22 | 26 | 4 | 0 | 0 | 0 | 0 | 0 | 0 | 0 |
| 24H,0-24 | 68 | 21.9 | 17.3 | 5.7 | 0 | 7 | 22 | 27 | 7 | 3 | 2 | 0 | 0 | 0 | 0 | 0 |

22447 STEEPLE ASTON Site No: 22447002 Location Site 2, South Side, Steeple Aston (TG Pole)
 Fri 08-Dec-17 to Thu 14-Dec-17 Channel: Westbound

| Time Period | Total Vehicles | 85%ile Speed | Mean Speed | Stand Dev. | <6Mph | 6-<11 | 11-<16 | 16-<21 | 21-<26 | 26-<31 | 31-<36 | 36-<41 | 41-<46 | 46-<51 | 51-<56 | =>56 |
|----------------------|----------------|--------------|------------|------------|-------|-------|--------|--------|--------|--------|--------|--------|--------|--------|--------|------|
| Mon 11-Dec-17 | | | | | | | | | | | | | | | | |
| 00:00 | 1 | - | 13.5 | - | 0 | 0 | 1 | 0 | 0 | 0 | 0 | 0 | 0 | 0 | 0 | 0 |
| 01:00 | 0 | - | - | - | 0 | 0 | 0 | 0 | 0 | 0 | 0 | 0 | 0 | 0 | 0 | 0 |
| 02:00 | 0 | - | - | - | 0 | 0 | 0 | 0 | 0 | 0 | 0 | 0 | 0 | 0 | 0 | 0 |
| 03:00 | 0 | - | - | - | 0 | 0 | 0 | 0 | 0 | 0 | 0 | 0 | 0 | 0 | 0 | 0 |
| 04:00 | 1 | - | 18.5 | - | 0 | 0 | 0 | 1 | 0 | 0 | 0 | 0 | 0 | 0 | 0 | 0 |
| 05:00 | 4 | - | 18.5 | 1.6 | 0 | 0 | 0 | 4 | 0 | 0 | 0 | 0 | 0 | 0 | 0 | 0 |
| 06:00 | 15 | 25.5 | 22.8 | 5.8 | 0 | 0 | 1 | 4 | 8 | 1 | 0 | 1 | 0 | 0 | 0 | 0 |
| 07:00 | 22 | 23.9 | 20.5 | 2.9 | 0 | 0 | 0 | 13 | 9 | 0 | 0 | 0 | 0 | 0 | 0 | 0 |
| 08:00 | 23 | 24.4 | 20.5 | 3.9 | 0 | 0 | 2 | 11 | 9 | 1 | 0 | 0 | 0 | 0 | 0 | 0 |
| 09:00 | 29 | 23.6 | 19.9 | 3.5 | 0 | 0 | 2 | 18 | 8 | 1 | 0 | 0 | 0 | 0 | 0 | 0 |
| 10:00 | 27 | 24.9 | 20.5 | 4.9 | 0 | 1 | 3 | 9 | 12 | 2 | 0 | 0 | 0 | 0 | 0 | 0 |
| 11:00 | 16 | 23.6 | 18.5 | 5 | 0 | 1 | 4 | 5 | 6 | 0 | 0 | 0 | 0 | 0 | 0 | 0 |
| 12:00 | 19 | 25.4 | 22.4 | 3.5 | 0 | 0 | 0 | 6 | 11 | 2 | 0 | 0 | 0 | 0 | 0 | 0 |
| 13:00 | 25 | 26.8 | 22.3 | 4.2 | 0 | 0 | 0 | 11 | 9 | 5 | 0 | 0 | 0 | 0 | 0 | 0 |
| 14:00 | 30 | 23.9 | 19.2 | 4.7 | 0 | 1 | 5 | 15 | 7 | 2 | 0 | 0 | 0 | 0 | 0 | 0 |
| 15:00 | 30 | 23.5 | 19.3 | 4 | 0 | 1 | 3 | 16 | 10 | 0 | 0 | 0 | 0 | 0 | 0 | 0 |
| 16:00 | 21 | 20.7 | 17.5 | 3.7 | 0 | 0 | 7 | 11 | 3 | 0 | 0 | 0 | 0 | 0 | 0 | 0 |
| 17:00 | 12 | 25.3 | 21.4 | 4.2 | 0 | 0 | 0 | 7 | 3 | 2 | 0 | 0 | 0 | 0 | 0 | 0 |
| 18:00 | 13 | 22.9 | 18.9 | 4.1 | 0 | 0 | 3 | 6 | 4 | 0 | 0 | 0 | 0 | 0 | 0 | 0 |
| 19:00 | 6 | - | 19.3 | 7.4 | 0 | 1 | 1 | 1 | 2 | 1 | 0 | 0 | 0 | 0 | 0 | 0 |
| 20:00 | 6 | - | 21 | 3.1 | 0 | 0 | 0 | 3 | 3 | 0 | 0 | 0 | 0 | 0 | 0 | 0 |
| 21:00 | 3 | - | 20.2 | 3.1 | 0 | 0 | 0 | 2 | 1 | 0 | 0 | 0 | 0 | 0 | 0 | 0 |
| 22:00 | 2 | - | 21 | 3.5 | 0 | 0 | 0 | 1 | 1 | 0 | 0 | 0 | 0 | 0 | 0 | 0 |
| 23:00 | 1 | - | 23.5 | - | 0 | 0 | 0 | 0 | 1 | 0 | 0 | 0 | 0 | 0 | 0 | 0 |
| 12H,7-19 | 267 | 24.6 | 20.1 | 4.2 | 0 | 4 | 29 | 128 | 91 | 15 | 0 | 0 | 0 | 0 | 0 | 0 |
| 16H,6-22 | 297 | 24.7 | 20.2 | 4.4 | 0 | 5 | 31 | 138 | 105 | 17 | 0 | 1 | 0 | 0 | 0 | 0 |
| 18H,6-24 | 300 | 24.7 | 20.2 | 4.4 | 0 | 5 | 31 | 139 | 107 | 17 | 0 | 1 | 0 | 0 | 0 | 0 |
| 24H,0-24 | 306 | 24.7 | 20.2 | 4.4 | 0 | 5 | 32 | 144 | 107 | 17 | 0 | 1 | 0 | 0 | 0 | 0 |

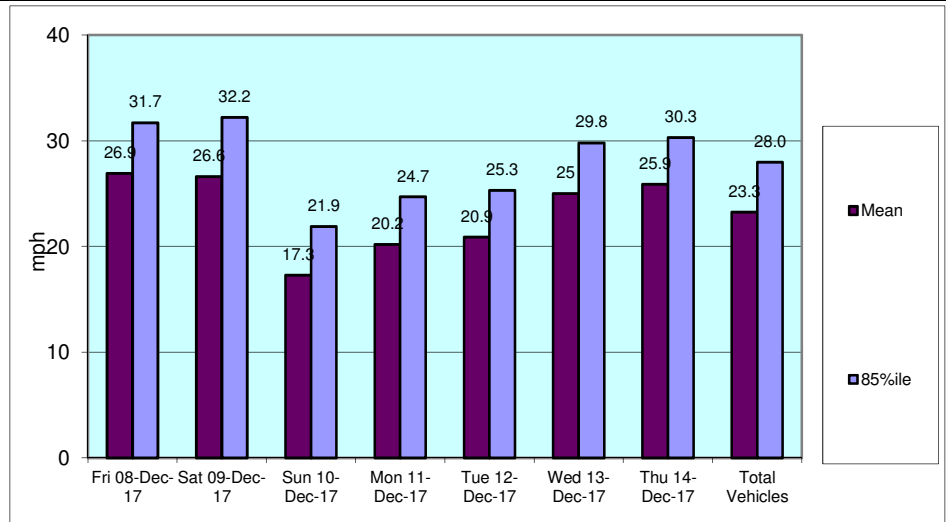
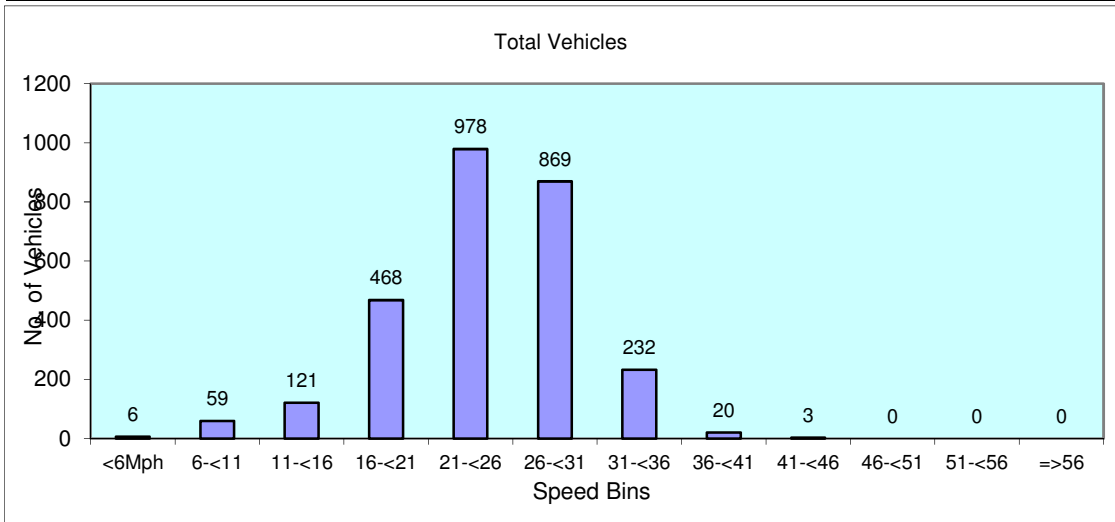
| Time Period | Total Vehicles | 85%ile Speed | Mean Speed | Stand Dev. | <6Mph | 6-<11 | 11-<16 | 16-<21 | 21-<26 | 26-<31 | 31-<36 | 36-<41 | 41-<46 | 46-<51 | 51-<56 | =>56 |
|----------------------|----------------|--------------|------------|------------|-------|-------|--------|--------|--------|--------|--------|--------|--------|--------|--------|------|
| Tue 12-Dec-17 | | | | | | | | | | | | | | | | |
| 00:00 | 1 | - | 23.5 | - | 0 | 0 | 0 | 0 | 1 | 0 | 0 | 0 | 0 | 0 | 0 | 0 |
| 01:00 | 0 | - | - | - | 0 | 0 | 0 | 0 | 0 | 0 | 0 | 0 | 0 | 0 | 0 | 0 |
| 02:00 | 0 | - | - | - | 0 | 0 | 0 | 0 | 0 | 0 | 0 | 0 | 0 | 0 | 0 | 0 |
| 03:00 | 0 | - | - | - | 0 | 0 | 0 | 0 | 0 | 0 | 0 | 0 | 0 | 0 | 0 | 0 |
| 04:00 | 0 | - | - | - | 0 | 0 | 0 | 0 | 0 | 0 | 0 | 0 | 0 | 0 | 0 | 0 |
| 05:00 | 7 | - | 20.6 | 5 | 0 | 0 | 1 | 3 | 2 | 1 | 0 | 0 | 0 | 0 | 0 | 0 |
| 06:00 | 9 | - | 22.4 | 3.6 | 0 | 0 | 0 | 3 | 5 | 1 | 0 | 0 | 0 | 0 | 0 | 0 |
| 07:00 | 38 | 25.3 | 20.1 | 5 | 0 | 2 | 2 | 21 | 8 | 5 | 0 | 0 | 0 | 0 | 0 | 0 |
| 08:00 | 48 | 23.4 | 19.1 | 3.9 | 0 | 1 | 7 | 25 | 15 | 0 | 0 | 0 | 0 | 0 | 0 | 0 |
| 09:00 | 46 | 25.7 | 21.8 | 4.2 | 0 | 0 | 3 | 16 | 21 | 6 | 0 | 0 | 0 | 0 | 0 | 0 |
| 10:00 | 28 | 25.4 | 21.8 | 5.2 | 1 | 0 | 0 | 10 | 14 | 2 | 1 | 0 | 0 | 0 | 0 | 0 |
| 11:00 | 33 | 27.3 | 20.4 | 7 | 2 | 1 | 4 | 10 | 9 | 6 | 1 | 0 | 0 | 0 | 0 | 0 |
| 12:00 | 23 | 25.3 | 21.8 | 4.6 | 0 | 1 | 1 | 5 | 14 | 2 | 0 | 0 | 0 | 0 | 0 | 0 |
| 13:00 | 21 | 25.1 | 22.3 | 3.4 | 0 | 0 | 1 | 4 | 15 | 1 | 0 | 0 | 0 | 0 | 0 | 0 |
| 14:00 | 24 | 24.7 | 21 | 3.9 | 0 | 0 | 2 | 9 | 12 | 1 | 0 | 0 | 0 | 0 | 0 | 0 |
| 15:00 | 47 | 24.7 | 20.9 | 3.7 | 0 | 0 | 4 | 17 | 25 | 1 | 0 | 0 | 0 | 0 | 0 | 0 |
| 16:00 | 25 | 23.7 | 19.5 | 4.1 | 0 | 0 | 4 | 13 | 7 | 1 | 0 | 0 | 0 | 0 | 0 | 0 |
| 17:00 | 21 | 23.9 | 18.5 | 5.7 | 0 | 2 | 4 | 9 | 4 | 2 | 0 | 0 | 0 | 0 | 0 | 0 |
| 18:00 | 17 | 24.6 | 21.1 | 3.9 | 0 | 0 | 2 | 4 | 11 | 0 | 0 | 0 | 0 | 0 | 0 | 0 |
| 19:00 | 18 | 25.3 | 21.3 | 4.5 | 0 | 0 | 2 | 6 | 8 | 2 | 0 | 0 | 0 | 0 | 0 | 0 |
| 20:00 | 6 | - | 25.2 | 5.3 | 0 | 0 | 0 | 1 | 3 | 1 | 1 | 0 | 0 | 0 | 0 | 0 |
| 21:00 | 7 | - | 26.4 | 4.2 | 0 | 0 | 0 | 0 | 4 | 2 | 1 | 0 | 0 | 0 | 0 | 0 |
| 22:00 | 4 | - | 22.3 | 2.8 | 0 | 0 | 0 | 1 | 3 | 0 | 0 | 0 | 0 | 0 | 0 | 0 |
| 23:00 | 0 | - | - | - | 0 | 0 | 0 | 0 | 0 | 0 | 0 | 0 | 0 | 0 | 0 | 0 |
| 12H,7-19 | 371 | 25.1 | 20.6 | 4.7 | 3 | 7 | 34 | 143 | 155 | 27 | 2 | 0 | 0 | 0 | 0 | 0 |
| 16H,6-22 | 411 | 25.3 | 20.9 | 4.8 | 3 | 7 | 36 | 153 | 175 | 33 | 4 | 0 | 0 | 0 | 0 | 0 |
| 18H,6-24 | 415 | 25.3 | 20.9 | 4.7 | 3 | 7 | 36 | 154 | 178 | 33 | 4 | 0 | 0 | 0 | 0 | 0 |
| 24H,0-24 | 423 | 25.3 | 20.9 | 4.7 | 3 | 7 | 37 | 157 | 181 | 34 | 4 | 0 | 0 | 0 | 0 | 0 |

22447 STEEPLE ASTON Site No: 22447002 Location Site 2, South Side, Steeple Aston (TG Pole)
 Fri 08-Dec-17 to Thu 14-Dec-17 Channel: Westbound

| Time Period | Total Vehicles | 85%ile Speed | Mean Speed | Stand Dev. | <6Mph | 6-<11 | 11-<16 | 16-<21 | 21-<26 | 26-<31 | 31-<36 | 36-<41 | 41-<46 | 46-<51 | 51-<56 | =>56 |
|----------------------|----------------|--------------|------------|------------|-------|-------|--------|--------|--------|--------|--------|--------|--------|--------|--------|------|
| Wed 13-Dec-17 | | | | | | | | | | | | | | | | |
| 00:00 | 2 | - | 23.5 | 1.8 | 0 | 0 | 0 | 0 | 2 | 0 | 0 | 0 | 0 | 0 | 0 | 0 |
| 01:00 | 0 | - | - | - | 0 | 0 | 0 | 0 | 0 | 0 | 0 | 0 | 0 | 0 | 0 | 0 |
| 02:00 | 0 | - | - | - | 0 | 0 | 0 | 0 | 0 | 0 | 0 | 0 | 0 | 0 | 0 | 0 |
| 03:00 | 0 | - | - | - | 0 | 0 | 0 | 0 | 0 | 0 | 0 | 0 | 0 | 0 | 0 | 0 |
| 04:00 | 2 | - | 28.5 | 7.1 | 0 | 0 | 0 | 0 | 1 | 0 | 1 | 0 | 0 | 0 | 0 | 0 |
| 05:00 | 7 | - | 27.1 | 5.7 | 0 | 0 | 0 | 1 | 2 | 2 | 2 | 0 | 0 | 0 | 0 | 0 |
| 06:00 | 18 | 29.4 | 26 | 3.4 | 0 | 0 | 0 | 1 | 7 | 10 | 0 | 0 | 0 | 0 | 0 | 0 |
| 07:00 | 58 | 29.6 | 24.3 | 5.8 | 0 | 2 | 0 | 9 | 32 | 8 | 5 | 2 | 0 | 0 | 0 | 0 |
| 08:00 | 52 | 28.4 | 24.5 | 3.5 | 0 | 0 | 0 | 6 | 30 | 16 | 0 | 0 | 0 | 0 | 0 | 0 |
| 09:00 | 48 | 29.9 | 26 | 4.1 | 0 | 0 | 1 | 3 | 17 | 25 | 2 | 0 | 0 | 0 | 0 | 0 |
| 10:00 | 43 | 29.7 | 25.4 | 4.6 | 0 | 1 | 0 | 2 | 22 | 15 | 3 | 0 | 0 | 0 | 0 | 0 |
| 11:00 | 33 | 30.5 | 25.5 | 6.6 | 2 | 0 | 0 | 1 | 12 | 14 | 4 | 0 | 0 | 0 | 0 | 0 |
| 12:00 | 30 | 31 | 26.5 | 4.7 | 0 | 0 | 0 | 3 | 11 | 11 | 5 | 0 | 0 | 0 | 0 | 0 |
| 13:00 | 24 | 29.8 | 23.1 | 7.2 | 0 | 1 | 4 | 4 | 4 | 9 | 2 | 0 | 0 | 0 | 0 | 0 |
| 14:00 | 38 | 28.4 | 23.1 | 5.8 | 0 | 2 | 3 | 3 | 19 | 10 | 1 | 0 | 0 | 0 | 0 | 0 |
| 15:00 | 34 | 30 | 26 | 4 | 0 | 0 | 0 | 2 | 16 | 13 | 3 | 0 | 0 | 0 | 0 | 0 |
| 16:00 | 29 | 29.4 | 25.1 | 4.3 | 0 | 0 | 0 | 5 | 11 | 12 | 1 | 0 | 0 | 0 | 0 | 0 |
| 17:00 | 32 | 29.3 | 24.9 | 4.5 | 0 | 0 | 1 | 4 | 13 | 13 | 1 | 0 | 0 | 0 | 0 | 0 |
| 18:00 | 27 | 29 | 25.2 | 3.7 | 0 | 0 | 0 | 2 | 15 | 9 | 1 | 0 | 0 | 0 | 0 | 0 |
| 19:00 | 10 | 30 | 26.5 | 4.4 | 0 | 0 | 0 | 1 | 3 | 5 | 1 | 0 | 0 | 0 | 0 | 0 |
| 20:00 | 9 | - | 24.6 | 4.3 | 0 | 0 | 0 | 1 | 6 | 1 | 1 | 0 | 0 | 0 | 0 | 0 |
| 21:00 | 7 | - | 24.9 | 2.9 | 0 | 0 | 0 | 0 | 5 | 2 | 0 | 0 | 0 | 0 | 0 | 0 |
| 22:00 | 5 | - | 23.5 | 7.9 | 0 | 0 | 1 | 1 | 1 | 1 | 1 | 0 | 0 | 0 | 0 | 0 |
| 23:00 | 2 | - | 23.5 | 1.8 | 0 | 0 | 0 | 0 | 2 | 0 | 0 | 0 | 0 | 0 | 0 | 0 |
| 12H,7-19 | 448 | 29.8 | 24.9 | 5 | 2 | 6 | 9 | 44 | 202 | 155 | 28 | 2 | 0 | 0 | 0 | 0 |
| 16H,6-22 | 492 | 29.8 | 25 | 4.9 | 2 | 6 | 9 | 47 | 223 | 173 | 30 | 2 | 0 | 0 | 0 | 0 |
| 18H,6-24 | 499 | 29.8 | 25 | 4.9 | 2 | 6 | 10 | 48 | 226 | 174 | 31 | 2 | 0 | 0 | 0 | 0 |
| 24H,0-24 | 510 | 29.8 | 25 | 4.9 | 2 | 6 | 10 | 49 | 231 | 176 | 34 | 2 | 0 | 0 | 0 | 0 |

| Time Period | Total Vehicles | 85%ile Speed | Mean Speed | Stand Dev. | <6Mph | 6-<11 | 11-<16 | 16-<21 | 21-<26 | 26-<31 | 31-<36 | 36-<41 | 41-<46 | 46-<51 | 51-<56 | =>56 |
|----------------------|----------------|--------------|------------|------------|-------|-------|--------|--------|--------|--------|--------|--------|--------|--------|--------|------|
| Thu 14-Dec-17 | | | | | | | | | | | | | | | | |
| 00:00 | 2 | - | 31 | 3.5 | 0 | 0 | 0 | 0 | 0 | 1 | 1 | 0 | 0 | 0 | 0 | 0 |
| 01:00 | 2 | - | 23.5 | 7.1 | 0 | 0 | 0 | 1 | 0 | 1 | 0 | 0 | 0 | 0 | 0 | 0 |
| 02:00 | 0 | - | - | - | 0 | 0 | 0 | 0 | 0 | 0 | 0 | 0 | 0 | 0 | 0 | 0 |
| 03:00 | 0 | - | - | - | 0 | 0 | 0 | 0 | 0 | 0 | 0 | 0 | 0 | 0 | 0 | 0 |
| 04:00 | 2 | - | 33.5 | 1.8 | 0 | 0 | 0 | 0 | 0 | 0 | 2 | 0 | 0 | 0 | 0 | 0 |
| 05:00 | 9 | - | 27.9 | 5.4 | 0 | 0 | 0 | 1 | 1 | 6 | 0 | 1 | 0 | 0 | 0 | 0 |
| 06:00 | 14 | 32.8 | 29.2 | 3.6 | 0 | 0 | 0 | 0 | 2 | 8 | 4 | 0 | 0 | 0 | 0 | 0 |
| 07:00 | 44 | 30.3 | 25.1 | 5.9 | 0 | 1 | 2 | 4 | 18 | 14 | 4 | 1 | 0 | 0 | 0 | 0 |
| 08:00 | 50 | 30.6 | 26.6 | 4.9 | 0 | 0 | 3 | 1 | 14 | 26 | 6 | 0 | 0 | 0 | 0 | 0 |
| 09:00 | 48 | 30.4 | 27.3 | 3.6 | 0 | 0 | 0 | 2 | 12 | 30 | 4 | 0 | 0 | 0 | 0 | 0 |
| 10:00 | 39 | 30 | 24.8 | 6.6 | 0 | 3 | 2 | 2 | 9 | 21 | 2 | 0 | 0 | 0 | 0 | 0 |
| 11:00 | 39 | 30.1 | 25.9 | 5.8 | 0 | 2 | 0 | 3 | 9 | 23 | 1 | 1 | 0 | 0 | 0 | 0 |
| 12:00 | 34 | 31.4 | 27.5 | 5.8 | 0 | 1 | 1 | 1 | 5 | 20 | 5 | 1 | 0 | 0 | 0 | 0 |
| 13:00 | 23 | 30.4 | 27.6 | 3.2 | 0 | 0 | 0 | 0 | 6 | 15 | 2 | 0 | 0 | 0 | 0 | 0 |
| 14:00 | 43 | 29.7 | 25.8 | 3.8 | 0 | 0 | 0 | 3 | 19 | 19 | 2 | 0 | 0 | 0 | 0 | 0 |
| 15:00 | 43 | 29.8 | 25.4 | 4.6 | 0 | 0 | 1 | 5 | 17 | 17 | 3 | 0 | 0 | 0 | 0 | 0 |
| 16:00 | 38 | 29.6 | 25.9 | 3.7 | 0 | 0 | 1 | 0 | 18 | 18 | 1 | 0 | 0 | 0 | 0 | 0 |
| 17:00 | 36 | 29.6 | 25.7 | 3.8 | 0 | 0 | 0 | 3 | 15 | 17 | 1 | 0 | 0 | 0 | 0 | 0 |
| 18:00 | 28 | 30.2 | 26.4 | 4.4 | 0 | 0 | 0 | 1 | 14 | 10 | 2 | 1 | 0 | 0 | 0 | 0 |
| 19:00 | 46 | 25.8 | 23 | 4.5 | 0 | 1 | 1 | 8 | 30 | 4 | 2 | 0 | 0 | 0 | 0 | 0 |
| 20:00 | 11 | 33.1 | 29 | 6.3 | 0 | 0 | 0 | 0 | 4 | 4 | 2 | 0 | 1 | 0 | 0 | 0 |
| 21:00 | 16 | 29.9 | 24.4 | 5.4 | 0 | 0 | 0 | 5 | 5 | 4 | 2 | 0 | 0 | 0 | 0 | 0 |
| 22:00 | 9 | - | 22.9 | 5.4 | 0 | 0 | 0 | 4 | 3 | 1 | 1 | 0 | 0 | 0 | 0 | 0 |
| 23:00 | 4 | - | 21 | 8.7 | 0 | 1 | 0 | 0 | 2 | 1 | 0 | 0 | 0 | 0 | 0 | 0 |
| 12H,7-19 | 465 | 30.3 | 26.1 | 4.9 | 0 | 7 | 10 | 25 | 156 | 230 | 33 | 4 | 0 | 0 | 0 | 0 |
| 16H,6-22 | 552 | 30.3 | 25.9 | 5 | 0 | 8 | 11 | 38 | 197 | 250 | 43 | 4 | 1 | 0 | 0 | 0 |
| 18H,6-24 | 565 | 30.3 | 25.8 | 5 | 0 | 9 | 11 | 42 | 202 | 252 | 44 | 4 | 1 | 0 | 0 | 0 |
| 24H,0-24 | 580 | 30.3 | 25.9 | 5.1 | 0 | 9 | 11 | 44 | 203 | 260 | 47 | 5 | 1 | 0 | 0 | 0 |

| Time Period | Total Vehicles | 85%ile Speed | Mean Speed | Stand Dev. | <6Mph | 6-<11 | 11-<16 | 16-<21 | 21-<26 | 26-<31 | 31-<36 | 36-<41 | 41-<46 | 46-<51 | 51-<56 | =>56 |
|-----------------------|----------------|--------------|------------|------------|-------|-------|--------|--------|--------|--------|--------|--------|--------|--------|--------|------|
| Daily Totals | | | | | | | | | | | | | | | | |
| Fri 08-Dec-17 | 471 | 31.7 | 26.9 | 5.4 | 1 | 10 | 3 | 21 | 143 | 211 | 73 | 8 | 1 | 0 | 0 | 0 |
| Sat 09-Dec-17 | 398 | 32.2 | 26.6 | 6 | 0 | 15 | 6 | 26 | 106 | 168 | 72 | 4 | 1 | 0 | 0 | 0 |
| Sun 10-Dec-17 | 68 | 21.9 | 17.3 | 5.7 | 0 | 7 | 22 | 27 | 7 | 3 | 2 | 0 | 0 | 0 | 0 | 0 |
| Mon 11-Dec-17 | 306 | 24.7 | 20.2 | 4.4 | 0 | 5 | 32 | 144 | 107 | 17 | 0 | 1 | 0 | 0 | 0 | 0 |
| Tue 12-Dec-17 | 423 | 25.3 | 20.9 | 4.7 | 3 | 7 | 37 | 157 | 181 | 34 | 4 | 0 | 0 | 0 | 0 | 0 |
| Wed 13-Dec-17 | 510 | 29.8 | 25 | 4.9 | 2 | 6 | 10 | 49 | 231 | 176 | 34 | 2 | 0 | 0 | 0 | 0 |
| Thu 14-Dec-17 | 580 | 30.3 | 25.9 | 5.1 | 0 | 9 | 11 | 44 | 203 | 260 | 47 | 5 | 1 | 0 | 0 | 0 |
| Total Vehicles | | | | | | | | | | | | | | | | |
| [--] | 2756 | 28.0 | 23.3 | 5.2 | 6 | 59 | 121 | 468 | 978 | 869 | 232 | 20 | 3 | 0 | 0 | 0 |



| TIME PERIOD | Fri 08/12/17 | Sat 09/12/17 | Sun 10/12/17 | Mon 11/12/17 | Tue 12/12/17 | Wed 13/12/17 | Thu 14/12/17 | 5-Day Av | 7-Day Av |
|------------------------------|-----------------|-----------------|-----------------|-----------------|-----------------|-----------------|-----------------|-------------|-------------|
| Week Begin: 08-Dec-17 | | | | | | | | | |
| 00:00 | 1 | 1 | 3 | 1 | 1 | 2 | 2 | 1 | 2 |
| 01:00 | 1 | 0 | 4 | 0 | 0 | 0 | 2 | 1 | 1 |
| 02:00 | 0 | 0 | 1 | 0 | 0 | 0 | 0 | 0 | 0 |
| 03:00 | 1 | 0 | 0 | 0 | 0 | 0 | 0 | 0 | 0 |
| 04:00 | 0 | 0 | 0 | 1 | 0 | 2 | 2 | 1 | 1 |
| 05:00 | 3 | 3 | 2 | 4 | 7 | 7 | 9 | 6 | 5 |
| 06:00 | 11 | 2 | 3 | 15 | 9 | 18 | 14 | 13 | 10 |
| 07:00 | 39 | 12 | 0 | 22 | 38 | 58 | 44 | 40 | 30 |
| 08:00 | 58 | 31 | 3 | 23 | 48 | 52 | 50 | 46 | 38 |
| 09:00 | 40 | 33 | 4 | 29 | 46 | 48 | 48 | 42 | 35 |
| 10:00 | 29 | 43 | 4 | 27 | 28 | 43 | 39 | 33 | 30 |
| 11:00 | 30 | 33 | 3 | 16 | 33 | 33 | 39 | 30 | 27 |
| 12:00 | 37 | 40 | 2 | 19 | 23 | 30 | 34 | 29 | 26 |
| 13:00 | 19 | 37 | 3 | 25 | 21 | 24 | 23 | 22 | 22 |
| 14:00 | 46 | 26 | 4 | 30 | 24 | 38 | 43 | 36 | 30 |
| 15:00 | 42 | 19 | 5 | 30 | 47 | 34 | 43 | 39 | 31 |
| 16:00 | 22 | 29 | 10 | 21 | 25 | 29 | 38 | 27 | 25 |
| 17:00 | 20 | 24 | 5 | 12 | 21 | 32 | 36 | 24 | 21 |
| 18:00 | 36 | 22 | 1 | 13 | 17 | 27 | 28 | 24 | 21 |
| 19:00 | 8 | 20 | 2 | 6 | 18 | 10 | 46 | 18 | 16 |
| 20:00 | 12 | 12 | 1 | 6 | 6 | 9 | 11 | 9 | 8 |
| 21:00 | 8 | 5 | 4 | 3 | 7 | 7 | 16 | 8 | 7 |
| 22:00 | 5 | 3 | 3 | 2 | 4 | 5 | 9 | 5 | 4 |
| 23:00 | 3 | 3 | 1 | 1 | 0 | 2 | 4 | 2 | 2 |
| 12H,7-19 | 418 | 349 | 44 | 267 | 371 | 448 | 465 | 394 | 337 |
| 16H,6-22 | 457 | 388 | 54 | 297 | 411 | 492 | 552 | 442 | 379 |
| 18H,6-24 | 465 | 394 | 58 | 300 | 415 | 499 | 565 | 449 | 385 |
| 24H,0-24 | 471 | 398 | 68 | 306 | 423 | 510 | 580 | 458 | 394 |
| Am | 08:00 | 10:00 | 01:00 | 09:00 | 08:00 | 07:00 | 08:00 | - | - |
| Peak | 58 | 43 | 4 | 29 | 48 | 58 | 50 | 49 | 41 |
| Pm | 14:00 | 12:00 | 16:00 | 15:00 | 15:00 | 14:00 | 19:00 | - | - |
| Peak | 46 | 40 | 10 | 30 | 47 | 38 | 46 | 41 | 37 |

22447

STEEPLE ASTON

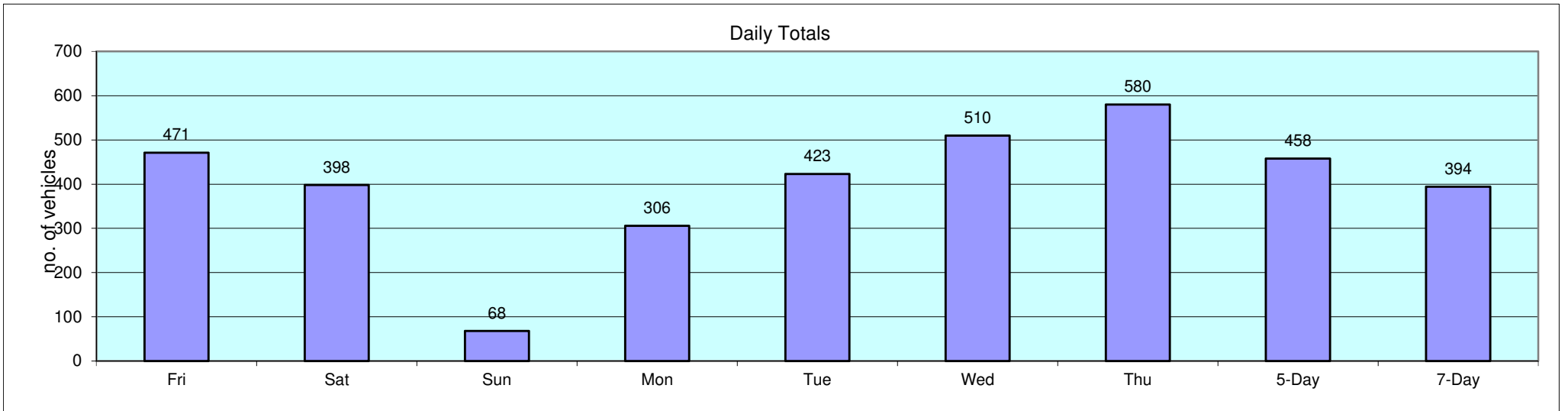
Site No: 22447002

Location

Site 2, South Side, Steeple Aston (TG Pole)

Channel: Westbound

| TIME PERIOD | Fri 08/12/17 | Sat 09/12/17 | Sun 10/12/17 | Mon 11/12/17 | Tue 12/12/17 | Wed 13/12/17 | Thu 14/12/17 | 5-Day Av | 7-Day Av |
|-------------|-----------------|-----------------|-----------------|-----------------|-----------------|-----------------|-----------------|-------------|-------------|
|-------------|-----------------|-----------------|-----------------|-----------------|-----------------|-----------------|-----------------|-------------|-------------|



Appendix D
Visibility Splays



NOTES

1. This drawing is to be read in conjunction with all relevant documents and specifications.
2. Dimensions are not to be scaled.

Source: RGL Surveys Ltd drawing number RGL-17-2679

Reproduced from Ordnance Survey digital data with the permission of the Controller of Her Majesty's Stationery Office, Crown copyright (AL814229).



KEY

- - - 2.4m x y/m
- Site Boundary

| Revis | Description | Date | Chkd |
|---|-------------|-----------------------------------|----------------------|
| <div style="display: inline-block; vertical-align: middle; margin-left: 10px;"> <p>Glanville Cornerstone House 2 Fochall Road, Didcot Oxon, OX11 7AD Tel: (01235) 515550 Fax: (01235) 817799 postbox@glanvillegroup.com www.glanvillegroup.com</p> </div> | | | |
| Client : | | Rectory Houses | |
| Project : | | Land at South Side, Steeple Aston | |
| Title : | | Site Access Visibility Splays | |
| Project Engineer : | | B. East | Scale : 1:500 @ A3 |
| Project Director : | | T. Foxall | Date : December 2017 |
| Status : | | | |
| Drawing No. 8171225-101 | | | Rev |