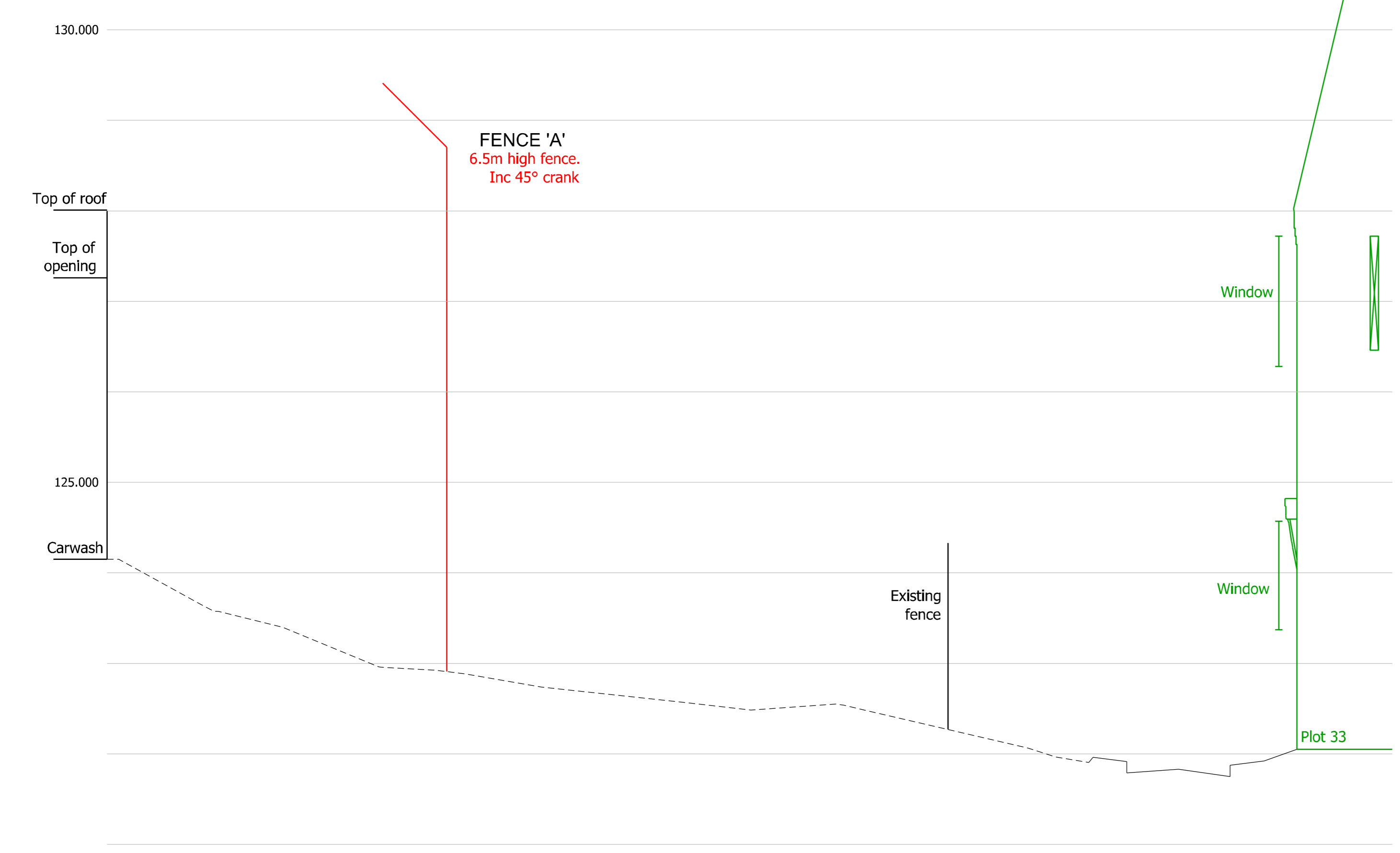


1. CONTRACTORS MUST CHECK ALL DIMENSIONS ON SITE. ONLY FIGURED DIMENSIONS ARE TO BE WORKED FROM. DISCREPANCIES MUST BE REPORTED TO THE ARCHITECT OR ENGINEER BEFORE PROCEEDING. © THIS DRAWING IS COPYRIGHT.
2. REPRODUCED FROM OS SITEMAP © BY PERMISSION OF ORDNANCE SURVEYS © ON BEHALF OF THE CONTROLLER OF HER MAJESTY'S STATIONERY OFFICE. © CROWN COPYRIGHT 2008. ALL RIGHTS RESERVED. LICENCE NUMBER 100007126.
3. UNTIL TECHNICAL APPROVAL HAS BEEN OBTAINED FROM THE RELEVANT AUTHORITIES, ALL DRAWINGS ARE ISSUED AS PRELIMINARY AND NOT FOR CONSTRUCTION. SHOULD THE CONTRACTOR COMMENCE SITE WORK PRIOR TO APPROVAL BEING GIVEN IT IS ENTIRELY AT HIS OWN RISK.

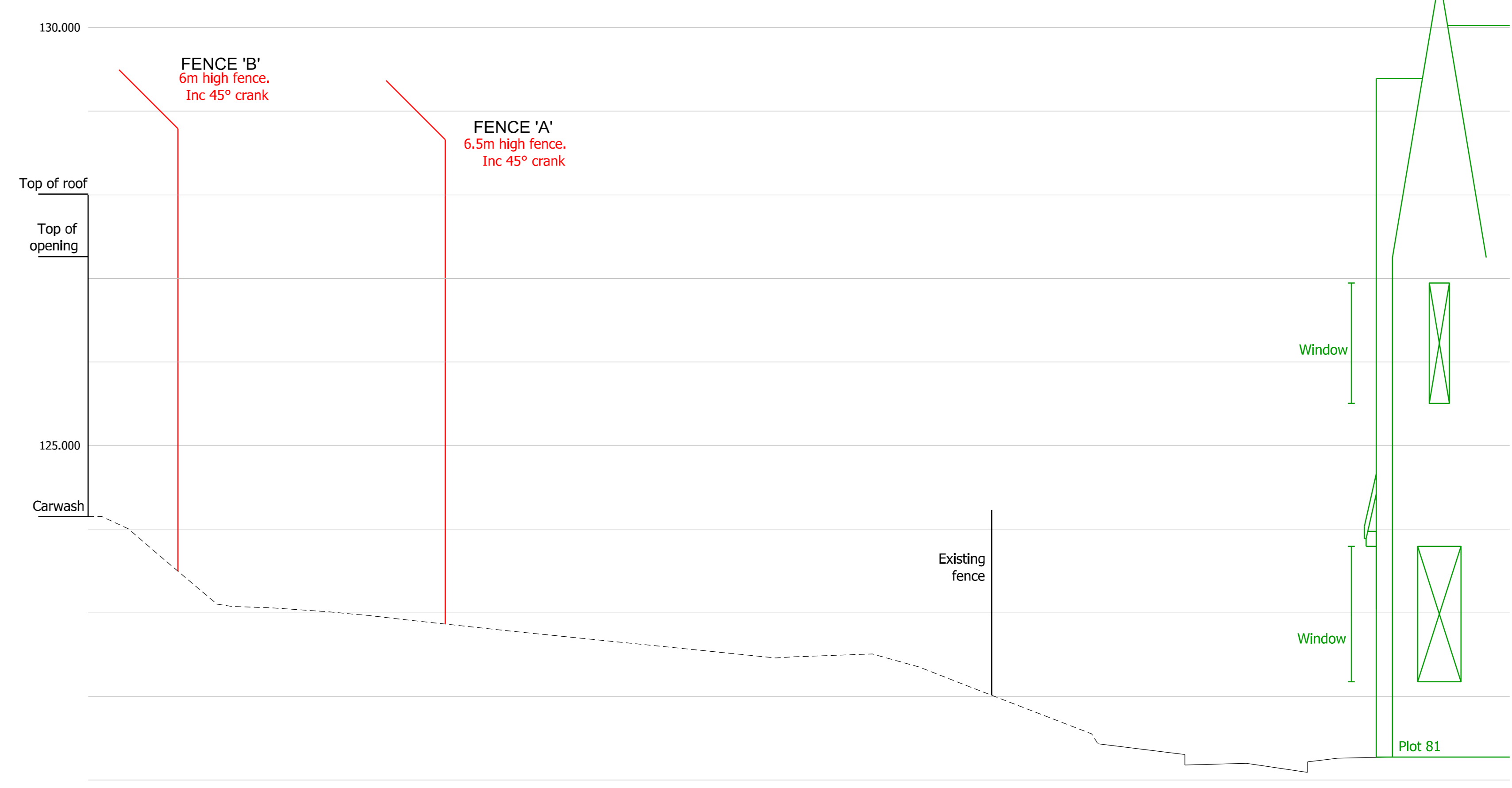
— INDICATIVE ACOUSTIC FENCE LOCATION. FINAL LOCATION/ARRANGEMENT TO BE AGREED WITH MANUFACTURER.



DATUM 120.000

CHAINAGE	0.000	5.000	10.000	15.000	20.000	25.000	30.000	35.000	40.000	45.000	50.000	55.000	60.000	65.000	70.000	71.000
LEVELS	124.150	123.671	123.366	123.061	122.876	122.716	122.609	122.496	122.395	122.336	122.105	121.790	121.830	121.750	FFL 122.050	

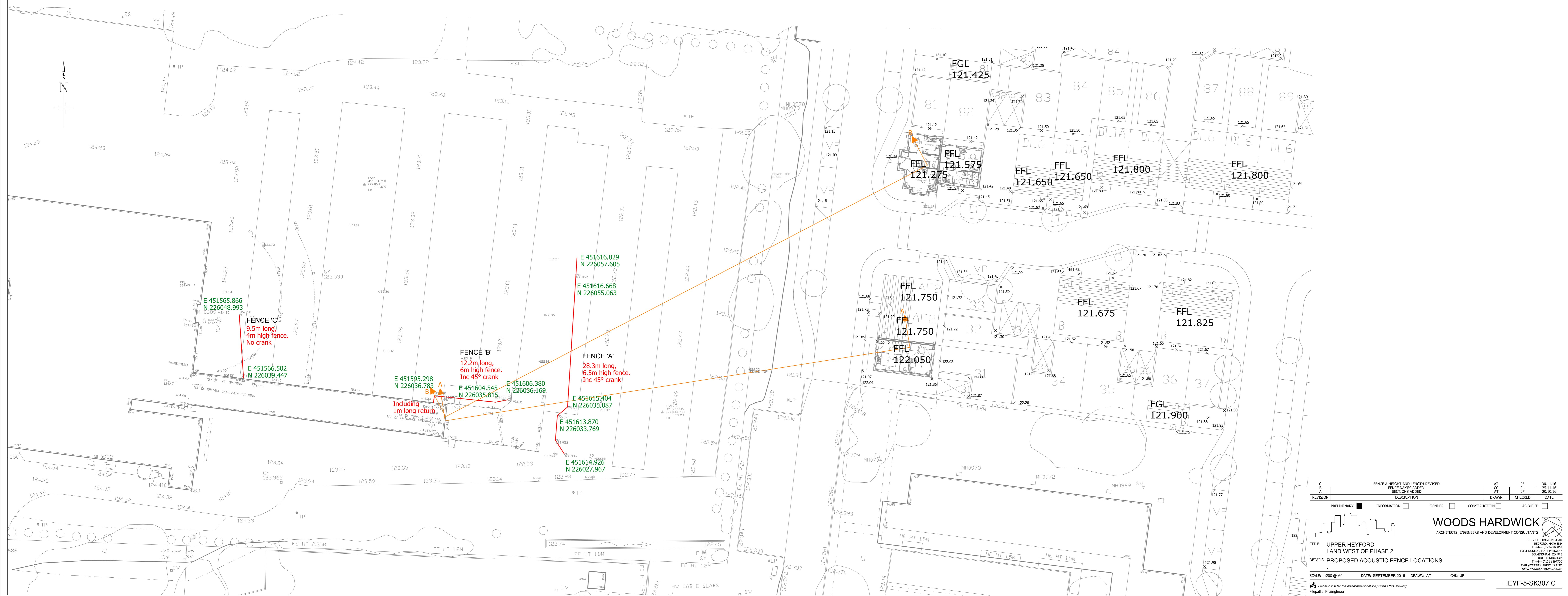
SECTION A-A



DATUM 120.000

CHAINAGE	0.000	5.000	10.000	15.000	20.000	25.000	30.000	35.000	40.000	45.000	50.000	55.000	60.000	65.000	70.000	75.000	80.000	85.000
LEVELS	124.150	123.661	123.366	123.000	122.895	122.787	122.685	122.584	122.484	122.404	122.327	121.938	121.552	121.180	121.200	121.090	FFL 121.275	

SECTION B-B



REVISION	DESCRIPTION	DATE	BY	CHECKED
1	FENCE A HEIGHT AND LENGTH REVISED	30.11.16	AT	JF
2	FENCE NAMES ADDED	30.11.16	CG	JF
3	SECTIONS ADDED	30.11.16	AT	JF

PRELIMINARY
 INFORMATION
 TENDER
 CONSTRUCTION
 AS BUILT

WOODS HARDWICK
 ARCHITECTS, ENGINEERS AND DEVELOPMENT CONSULTANTS

TITLE: UPPER HEYFORD LAND WEST OF PHASE 2
 DETAILS: PROPOSED ACOUSTIC FENCE LOCATIONS

SCALE: 1:200 @ A0 DATE: SEPTEMBER 2016 DRAWN: AT CHK: JF

Please consider the environment before printing this drawing.
 Filepath: F:\Engineer

HEYF-5-SK307 C