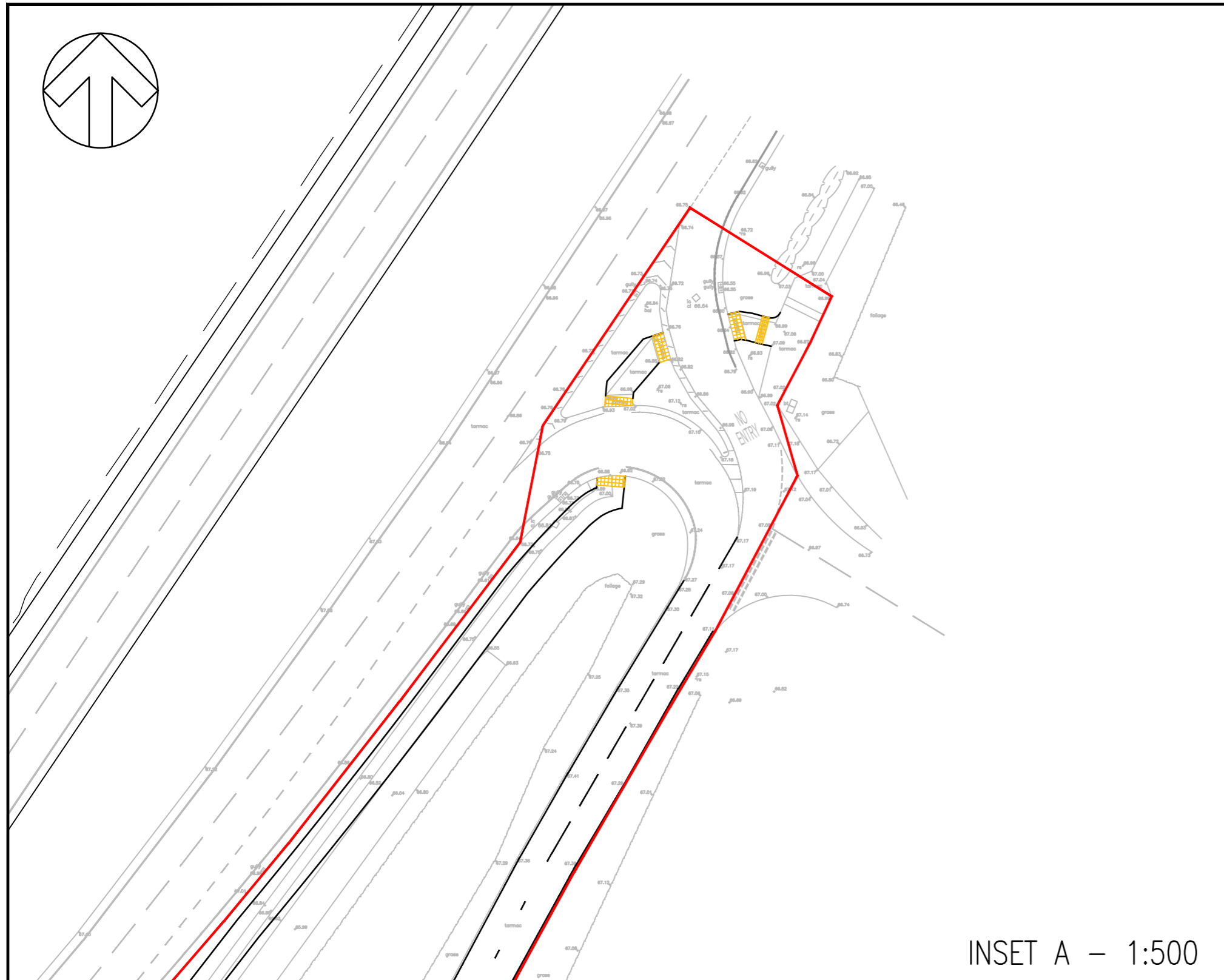


DO NOT SCALE

FOR CONTINUATION SEE INSET A

FOR CONTINUATION SEE INSET A



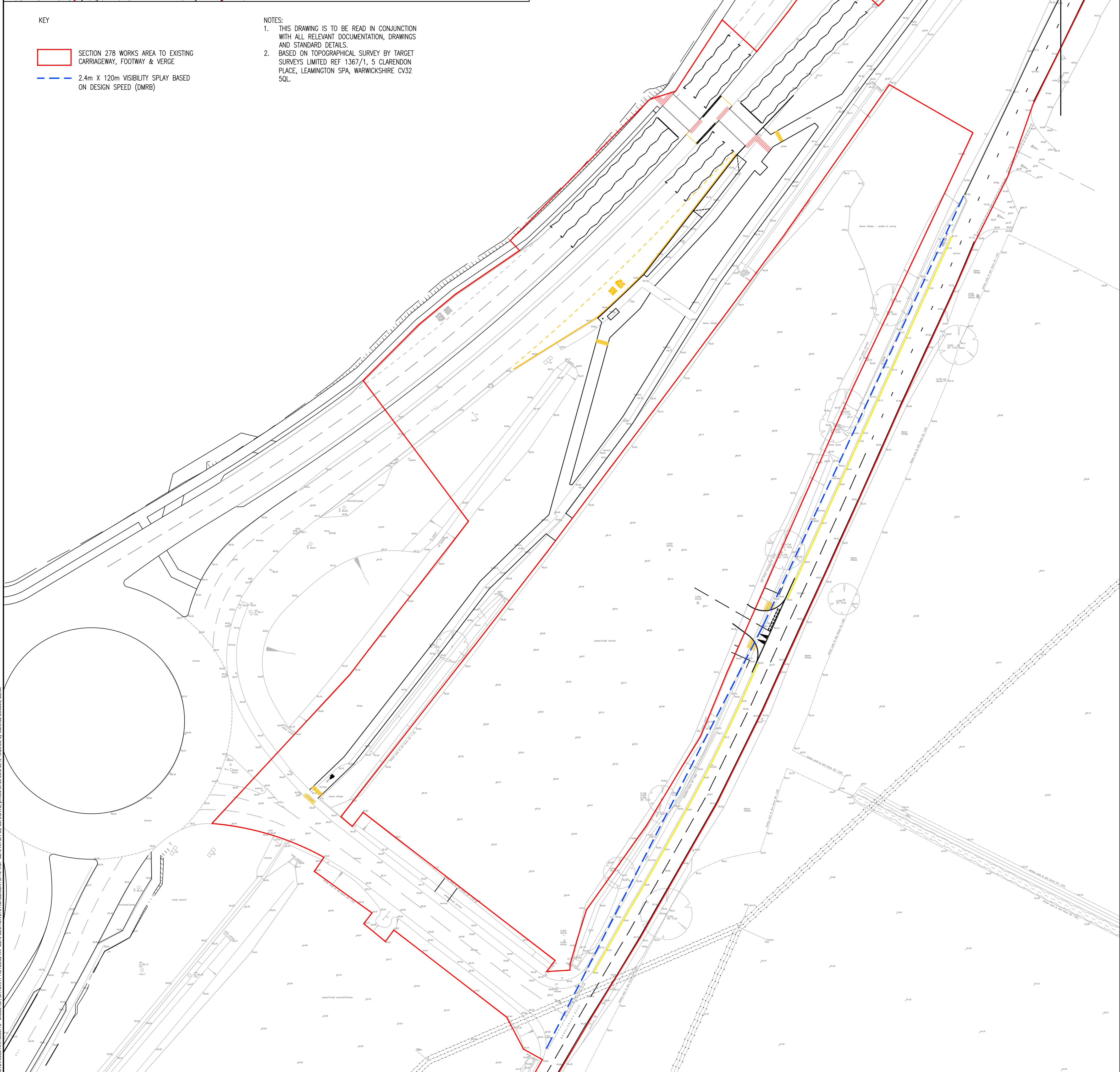
INSET A - 1:500

KEY

- SECTION 278 WORKS AREA TO EXISTING CARRIAGEWAY, FOOTWAY & VERGE
- 2.4m X 120m VISIBILITY SPLAY BASED ON DESIGN SPEED (DMRB)


NOTES:

1. THIS DRAWING IS TO BE READ IN CONJUNCTION WITH ALL RELEVANT DOCUMENTATION, DRAWINGS AND STANDARD DETAILS.
2. BASED ON TOPOGRAPHICAL SURVEY BY TARGET SURVEYS LIMITED REF 1367/1, 5 CLARENDON PLACE, LEAMINGTON SPA, WARWICKSHIRE CV32 5QL.



File name: \\UK-WSPGROUP-CM\CENTRAL-DATA\PROJECTS\3775\3775-XX-DR-CE-S278\3775-XX-DR-CE-S278\DRAWING\3775-XX-DR-CE-S278.dwg, printed on 20 June 2018 16:20:35, by Martin.Covey@wsp.com

P01	22/06/2018	SJF	FIRST ISSUE	MPB	MPB
REV	DATE	BY	DESCRIPTION	CHK	APP
DRAWING STATUS: S3 - FOR REVIEW					



Unit 9 The Chase
John Tate Road
Foxholes Business Park
Hertford
SG13 7NN, UK

T+ 44 (0) 1992 526 000
F+ 44 (0) 1992 526 001
wsp.com

CLIENT: ATLAS HOTELS GROUP
ARCHITECT: NORR

PROJECT: HOLIDAY INN EXPRESS BICESTER GATEWAY
TITLE: SECTION 278 HIGHWAY WORKS SCHEME LAYOUT

SCALE @ A1: 1:500	CHECKED: MPB	APPROVED: MPB
PROJECT No: 70033775	DESIGNED: MM	DATE: June 18
DRAWING No: 3775-WSP-S278-XX-DR-CE-S278	REV: P01	
© WSP UK Ltd		