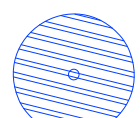

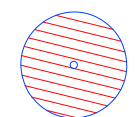
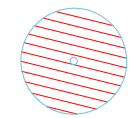

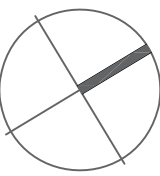


-  Category B tree / group retained
-  Category C tree / group retained
-  Category B tree / group removed
-  Category C tree / group removed
-  Root protection area (only shown to retained trees)

TREES TO BE RETAINED				
Tree No.	Species	Stem Dia. (mm)	Height (m)	Cat
T16	Field Maple Acer Campestre	200–260	15	C1
T17	Ash Fraxinus excelsior	250	18	C1
T18	Ash Fraxinus excelsior	420	20	B1
T22	Sycamore Acer Pseudoplatanus	400	19	C1
T23	Ash Fraxinus excelsior	400	19	C1
T24	Ash Fraxinus excelsior	350	23	C1
T25	Ash Fraxinus excelsior	250	20	C1
T26	Ash Fraxinus excelsior	300	17	C1
T27	Ash Fraxinus excelsior	200	17	C1
T28	Ash Fraxinus excelsior	150	17	C1
T29	Ash Fraxinus excelsior	320	15	B1
T30	Ash Fraxinus excelsior	600	18	C1
T31	Ash Fraxinus excelsior	200	18	C1
T32	Ash Fraxinus excelsior	500	20	C1
G7	Field Maple Dogwood Hawthorn Blackthorn Goat Willow Crab Apple Elder	200	12	B2
G8	Field Maple Dogwood Hawthorn Blackthorn Goat Willow Crab Apple Elder	200	12	B2

TREES TO BE REMOVED				
Tree No.	Species	Stem Dia. (mm)	Height (m)	Cat
T19	Ash Fraxinus excelsior	200	16	C1
T20	Ash Fraxinus excelsior	150	16	C1
T21	Ash Fraxinus excelsior	150	14	C1
G9	Blackthorn Field Maple Hawthorn	200	12	C1
G10	Hawthorn	200	12	B2

- NOTES:
- This drawing is to be read in conjunction with all relevant contract documentation from the design team, with any conflicting information to be brought to the attention of Turkington Martin Landscape Architects in writing before commencing on site.
 - The contractor is to check and verify all levels and dimensions before construction. Any discrepancies are to be brought to the attention of Turkington Martin Landscape Architects in writing before commencing on site.
 - All dimensions in mm, unless otherwise stated.
 - Do not scale from this drawing.
 - All sub base and concrete design and specification to engineer's details. All diagrams provided here are purely indicative.
 - Waterproofing of any element to be specified by others.
 - All proprietary products shall be installed in accordance with manufacturers written instructions.
 - Plant numbers are an indication only and plants should be ordered to suit site areas in accordance with scheduled plant densities.
 - Any proposed plant substitution shall be agreed with the landscape architect prior to ordering.



DATE	DRAWN	DESCRIPTION OF REVISION	REVISION LETTER	CHECKED BY

turkington martin

Studio 3.05 Chester House, Kennington Park
1-3 Brixton Road, London, SW9 6DE
T: (+44) 020 3567 1050
E: studio@turkingtonmartin.com

CLIENT
London & Regional

PROJECT TITLE
Bicester Gateway, Hotel

DRAWING TITLE
Trees to be Removed / Retained

DRAWING STATUS
For Information

DRAWING SCALE : 1:500 PAPER SIZE : A1	DRAWN BY : CS CHECKED BY : TS	DRAWN DATE : 2017.11.20 CHECKED DATE : 2017.11.20
------------------------------------------------	----------------------------------------	------------------------------------------------------------

DRAWING NUMBER :
TM336L02

REVISION :
-

Turkington Martin LANDSCAPE ARCHITECTS