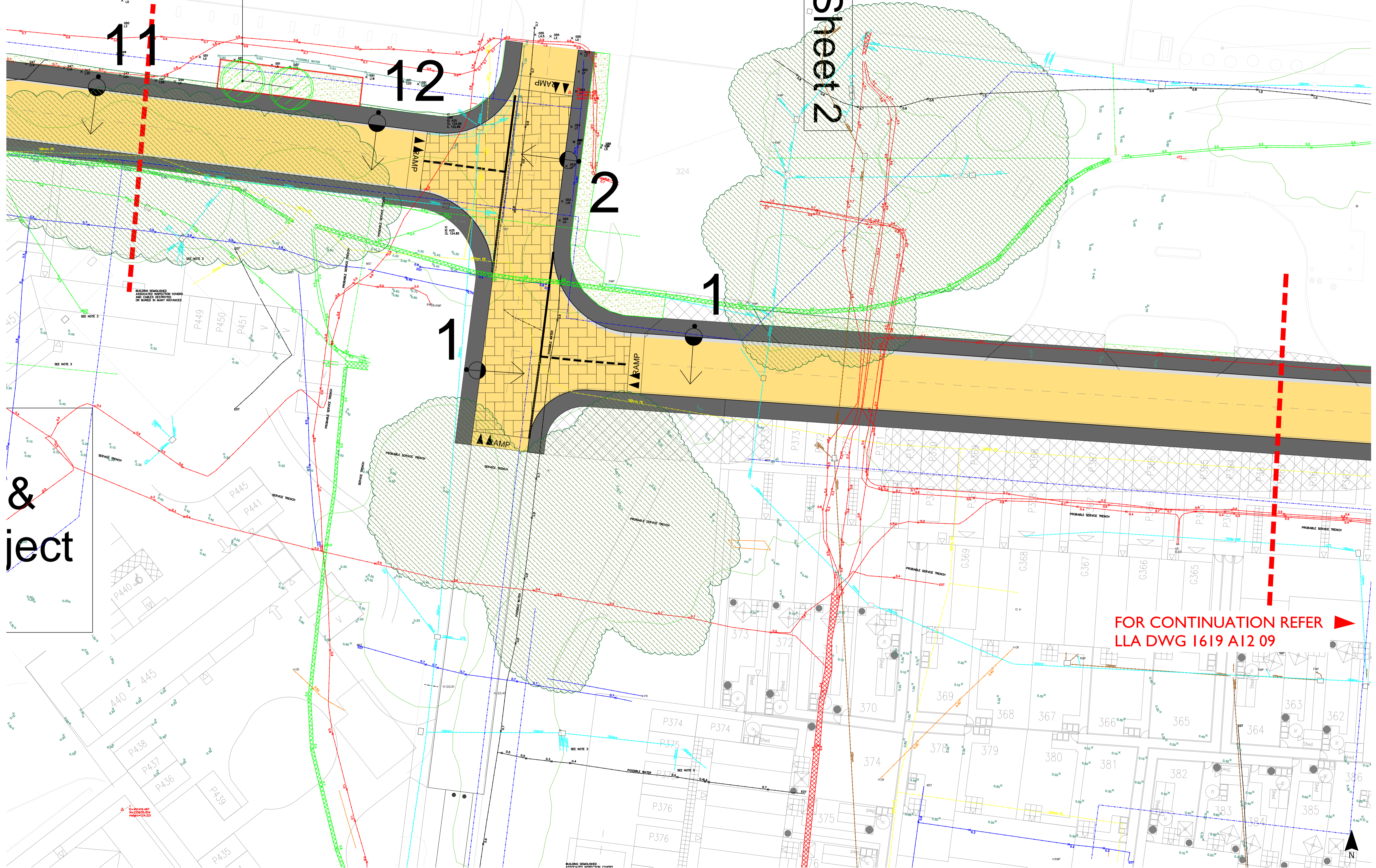


es of a column

inued on Sheet 2

FOR CONTINUATION REFER
LLA DWG 1619 A12 07

— 2 No. Betula pubescens



&
ject

FOR CONTINUATION REFER
LLA DWG 1619 A12 09

LEGEND

- Existing Vegetation
- Proposed Trees
- Mown Grass
- Proposed Planting
- Root Barrier
- Light Columns

GENERAL NOTES

This drawing is to be used for planting information only, and is subject to alteration through changes to the site layout or until approved by the area designer.

Any species substitution by the contractor must be verified with the Landscape Architect through the Job Architect.

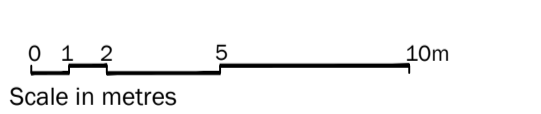
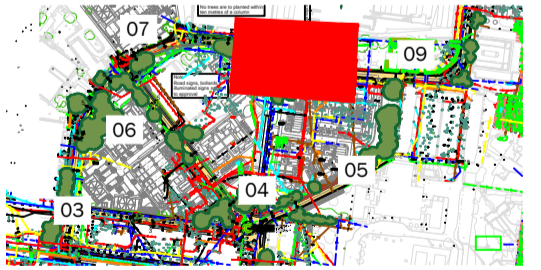
This layout must be checked in accordance with NHBC Standards 2013 (Chapter 4.2 - Building Near Trees & Chapter 9.2 Drives, Paths and Landscaping) by the Regional Engineer prior to implementation.

Excavations: Contractors must ensure that they have full information relating to service and drainage positions before undertaking any excavations.

Root barriers to be used in association with tree planting adjacent to kerbs / services / footpaths etc. (GreenBlue Urban ReRoot products or similar application, in accordance with manufacturer's instructions).

For Planting Schedule refer to LLA drawing 1619 A12 09

For Landscape Specification and Planting Details refer to LLA drawing 1619 A12 10



Rev	Date	Description
A	31.07.18	Groundcover replaced with grass
B	18.10.18	Adjusted Lighting Locations
C	26.10.18	Tree Removal, Planting Updates
D	29.10.18	Shrub Removal

Title: Proposed Planting Proposal
 Client: Heyford Park, Camp Road & Trident
 Project: Dorchester Living
 Date: July 2018
 Scale: 1:200 @ A1
 Drawing No: 1619 A12 08 C
 Rev: 1