

KEY: BOUNDARIES AND SURFACES

 APPLICATION BOUNDARY

BOUNDARY MATERIALS


 1.8M HIGH BRICK WALL [BW]
(TO MATCH ADJOINING PROPERTY)


 1.8M HIGH TIMBER PANEL FENCING [PF]


 0.6M KNEE HIGH RAIL FENCING


 1.8M HIGH CLOSE BOARDED FENCING [CBF]


SURFACE MATERIALS

 TARMACADUM


 BLOCK PAVING

 PLAY AREA
(SEE DETAILED LANDSCAPE PROPOSALS)

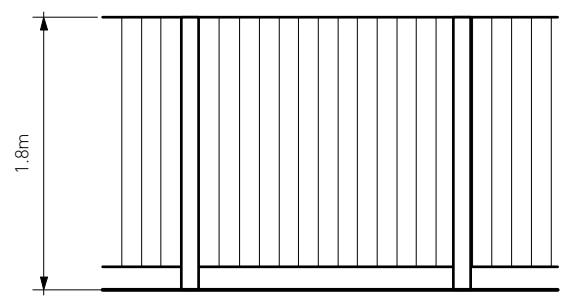
 CONCRETE PAVING SLAB

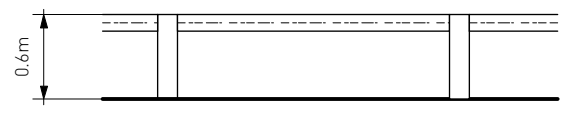
 BREEDON GRAVEL PATH

ENCLOSURE DETAILS (SCALE 1:50)


1.8M HIGH BRICK WALL
(TO MATCH ADJOINING HOUSE/GARAGE)


1.8M HIGH TIMBER PANEL FENCE


1.8M HIGH CLOSE BOARDED FENCE


0.6M KNEE RAIL FENCE

OXFORD ROAD, BODICOTE - BOUNDARIES AND SURFACES