

KEY: BOUNDARIES AND SURFACES

APPLICATION BOUNDARY

BOUNDARY MATERIALS

1.8M HIGH BRICK WALL [BW]
(TO MATCH ADJOINING PROPERTY)

1.8M HIGH TIMBER PANEL FENCING [PF]

0.6M KNEE HIGH RAIL FENCING

1.8M HIGH CLOSE BOARDED FENCING [CBF]

SURFACE MATERIALS

TARMACADUM


BLOCK PAVING

PLAY AREA
(SEE DETAILED LANDSCAPE PROPOSALS)

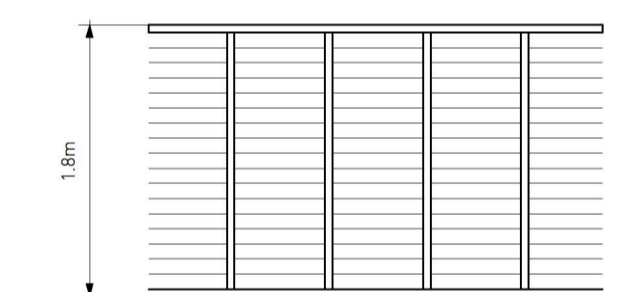
CONCRETE PAVING SLAB

BREEDON GRAVEL PATH

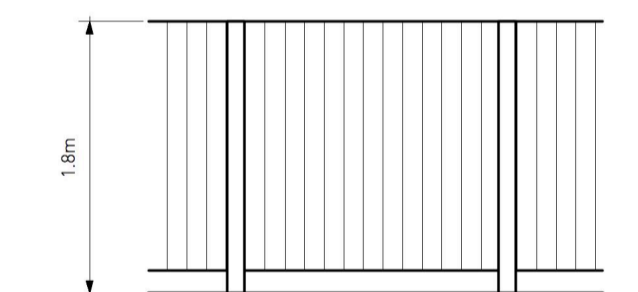
ENCLOSURE DETAILS (SCALE 1:50)



1.8M HIGH BRICK WALL
(TO MATCH ADJOINING HOUSE/GARAGE)



1.8M HIGH TIMBER PANEL FENCE



1.8M HIGH CLOSE BOARDED FENCE



0.6M KNEE RAIL FENCE

OXFORD ROAD, BODICOTE - BOUNDARIES AND SURFACES