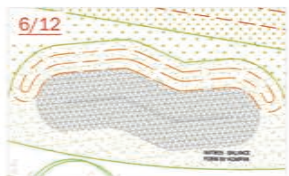



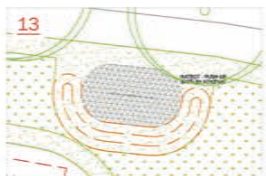
NAT807 - OVERHEAD BARS BY KOMPAN



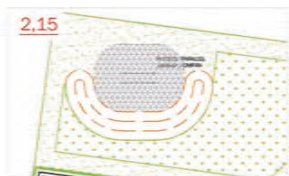
NAT805 - BALANCE FORM BY KOMPAN



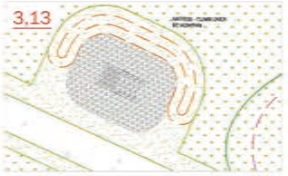
NAT839 - LEAP SUPPORT BY KOMPAN



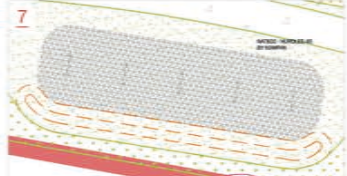
NAT837 - PUSH UP BARS BY KOMPAN



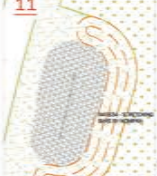
NAT831 - PARALLEL BARS BY KOMPAN



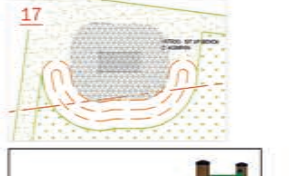
NAT809 - CLIMB OVER BY KOMPAN



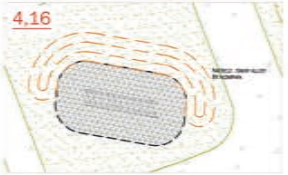
NAT832 - HURDLES 45 BY KOMPAN



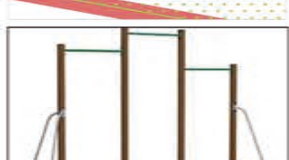
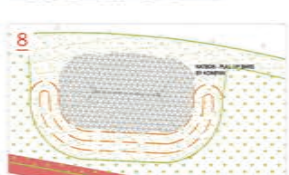
NAT834 - STRETCHING BARS BY KOMPAN



NAT830 - SIT UP BENCH BY KOMPAN



NAT812 - SWAY ALLEY BY KOMPAN



NAT808 - PULL UP BARS BY KOMPAN

LEGEND

- Proposed Trees
- Grass: Meadow (EM1 - Basic general purpose meadow mixture by Emorsgate seeds or similar approved)
- Grass:Mown
- Rubber Grass mat safety surface
- Low Mounding

NOTES:

All Play areas to be subject to ROSPA design standard specifications and post installation inspection



TRIM TRAIL STATIONS LOCATION MAP: NTS

Rev	Date	Description
A	11.11.1	Tree No. reduced following comments.

Title: Trim Trail Proposal
 Project: [Redacted] 4, 5, 6, 7, 8, 9
 Client: [Redacted] housing
 Date: 15 October 15
 Scale: 1:200@ A2
 Drawing No: 1619 A6 06 A
 Rev: [Redacted]

Copyright © Liz Lake Associates
 All rights reserved. This drawing is copyright and may not be copied or used in any way without the written consent of Liz Lake Associates. This drawing is copyright and may not be copied or used in any way without the written consent of Liz Lake Associates.

ISSUE HISTORY:
 Reproduced from [Redacted] Series may also be purchased from [Redacted] Series © Crown copyright 2014. License No. 1300871296
 © Crown copyright and database right 2014
 This drawing may contain information and/or drawings from a number of drawings and is intended to be used as a guide only. It is not to be used for construction purposes.

LIZ LAKE ASSOCIATES
 LANDSCAPE ARCHITECTS