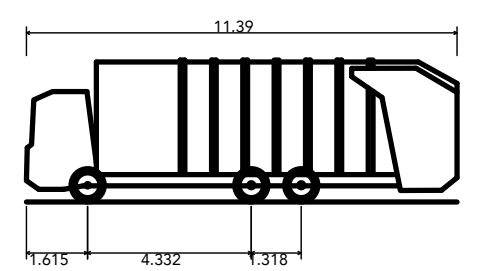




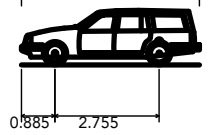
- REVISIONS:
- A. 2016-03-08. Minor landscaping amendments, garage added to plot 409 and hatching added to existing buildings at clients request. Tracking added to plots 374 & 405. PVA
 - B. 2016-04-14. Minor layout amendments, tracking unaffected. MED



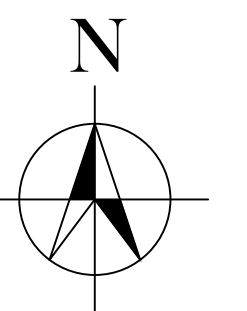
LEGEND



Dennis Eagle Olympus Smooth Body RCV Euro5W 6x2R5
 Overall Length 11.350m
 Overall Width 2.530m
 Overall Body Height 3.751m
 Min Body Ground Clearance 0.304m
 Track Width 2.500m
 Lock-to-lock time 4.00s
 Curb to Curb Turning Radius 7.500m



Estate Car (2006)
 Overall Length 4.710m
 Overall Width 1.804m
 Overall Body Height 1.442m
 Min Body Ground Clearance 0.207m
 Max Track Width 1.756m
 Lock-to-lock time 4.00s
 Curb to Curb Turning Radius 5.950m



VEHICLE TRACKING LAYOUT

SCALE: 1:200 @ A1

DATE: DECEMBER 2015
 DRAWN: DJE

DRAWING TITLE: VEHICLE TRACKING LAYOUT
 DRAWING NO: 0521-PH8-105

THE OLD BREWERY, LODWAY, PILL, BRISTOL BS20 0DH
 t:01275 813380 f:01275 813381 e:admin@focusdp.com

