




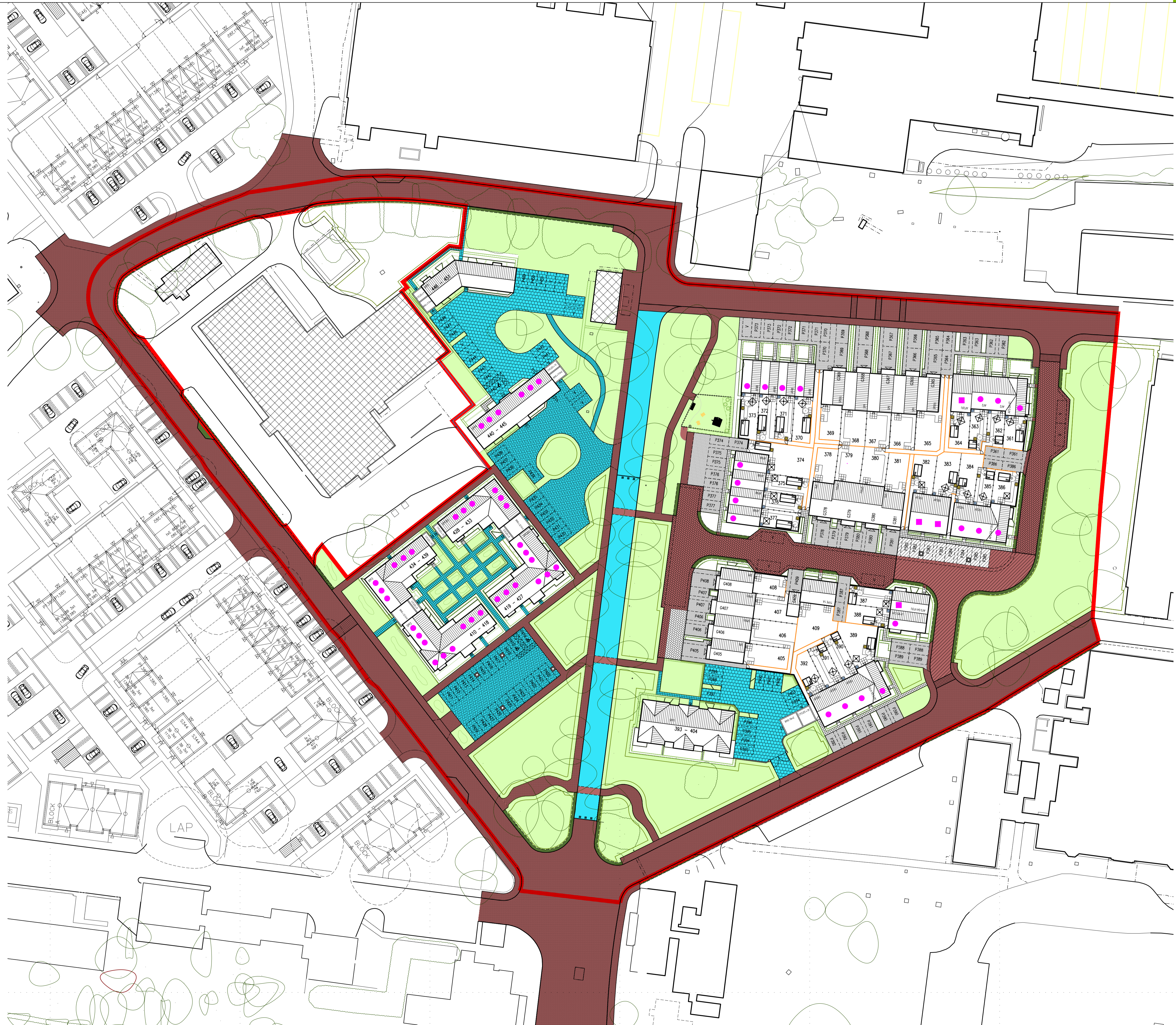


LEGEND	
	APPLICATION BOUNDARY
	ADOPTABLE HIGHWAY
	OPEN SPACE TO BE ADOPTED BY MANAGEMENT COMPANY
	GRASS VERGE
	HARD LANDSCAPING UNDER MANAGEMENT COMPANY



- REVISIONS:
- A. 2016-03-08. Minor landscaping amendments, garage added to plot 409 and hatching added to existing buildings at clients request. Adoption to affected areas updated to suit. PVA
 - B. 2016-04-13. Parking court serving SPF1 added to Management Company areas and Management Company area hatch colour amended. MED
 - C. 2016-07-18. Layout amended, adoptable areas updated accordingly. DW/MED
 - D. 2016-08-11. New POS area added to the north of plot 361. Layout amended to suit the newest revision D of 0521-PH8-102 Planning Layout. DW

