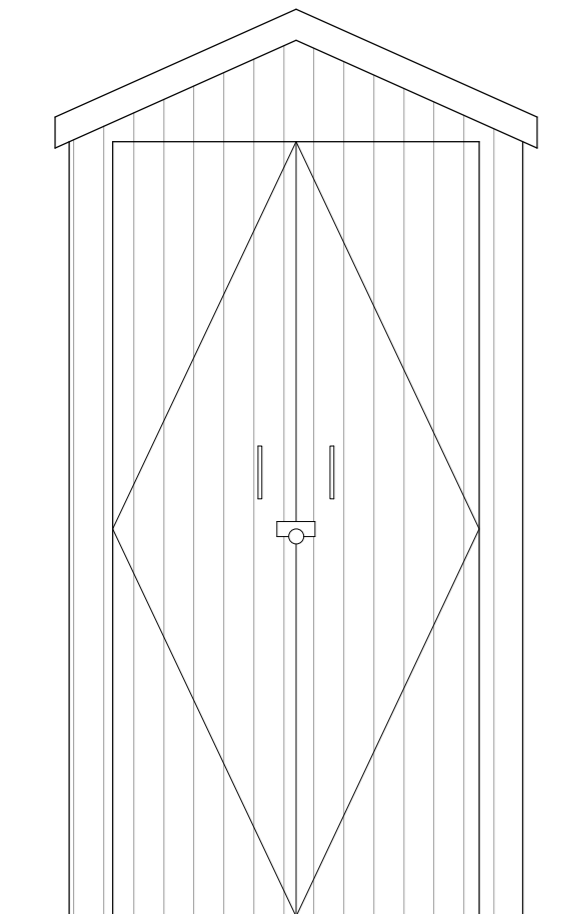



GENERAL NOTES


All dimensions are to be checked on site before work commences. Figured dimensions to be taken in preference to scaled dimensions. Any discrepancies should be reported to the design office immediately. **If in doubt please ASK.** © Copyright reserved.




SECURE CYCLE STORAGE
FRONT ELEVATION 1:20



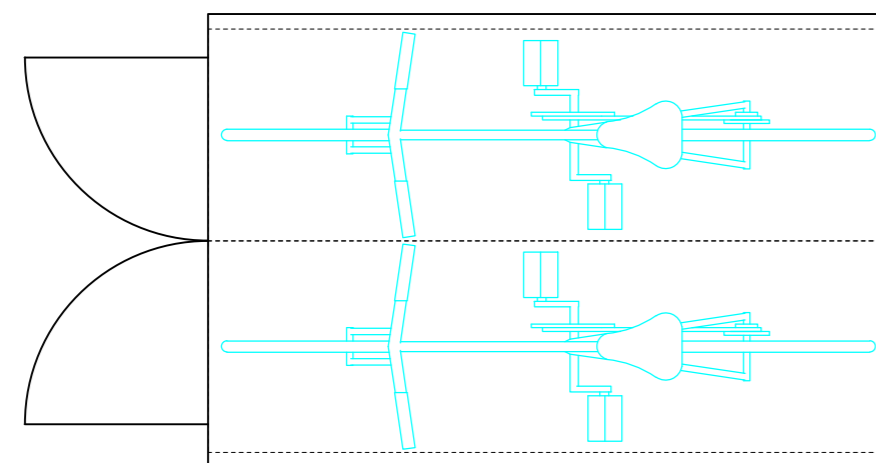
SECURE CYCLE STORAGE
SIDE ELEVATION 1:20



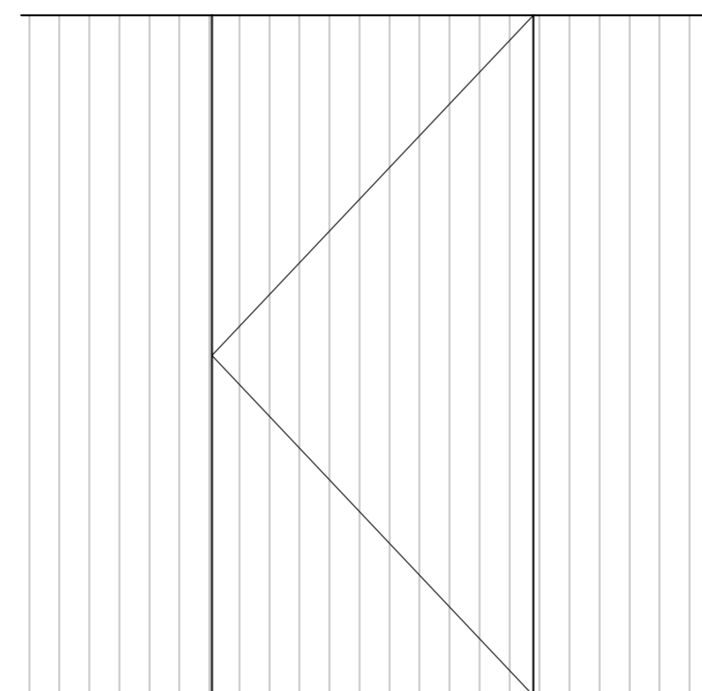
SECURE CYCLE STORAGE
REAR ELEVATION 1:20



SECURE CYCLE STORAGE
SIDE ELEVATION 1:20



SECURE CYCLE STORAGE PLAN
1:20



GATE TO TIMBER BOARDED
FENCE 1:20

Rev.	Date	Remarks	Initial
 <p>Sylva Group, 4 Southill, Combury Park, Charlbury, OX7 3EW</p> <p>T: 01608 811543 W: www.sylvagroup.com</p> <p>SYLVA GROUP Bespoke Design & Build Solutions</p>			
Drawing Status:		APPROVAL	
Title:		Secure Cycle Storage Shed	
Project:		Proposed Workshop and Offices Kingstanding Farm Ascott-Under-Wychwood	
Client:		Sylva	
Drawing No:		11055-CR-062	Rev: -
Drawn:	Checked:	Scale:	Size:
JS	--	1:20	A2
		Date:	13:04:2018