


The contractor is responsible for checking dimensions, tolerances and references. Any discrepancy to be verified with the Architect before proceeding with the works. Where an item is covered by drawings to different scales the larger scale drawing is to be worked to.

Do not scale drawing. Figured dimensions to be worked to in all cases.

CDM REGULATIONS 2015. All current drawings and specifications for the project must be read in conjunction with the Designer's Hazard and Environment Assessment Record

All intellectual property rights reserved.



5B9P V3 Area: 164.4m2

Handed Plots:
218

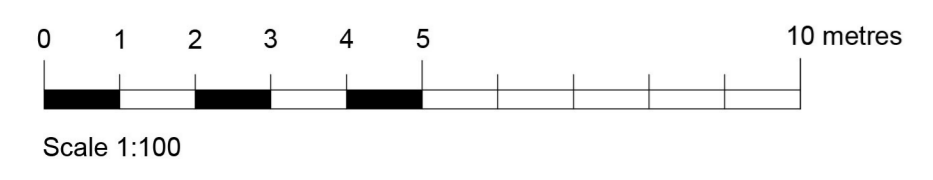

NOTE A: Gable windows will only apply to plots indicated on drawing: 'AA2699(3)_2007'

NOTE B: For individual plot roof materials refer to drawing 'AA2699(3)2006

NOTE C: All windows to bathrooms are to be obscured

NOTE D: Enriched plots that are handed should maintain a south facing roof orientation for P panels.

- Materials and details key**
- ① Face brickwork - Type 1, red multi, Type 3, red multi, Enriched, red multi.
 - ② Recessed alternate coursed brick detail.
 - ③ Through colour render; colour ivory
 - ④ Horizontal/Vertical timber cladding.
 - ⑤ Coursed stonework.
 - ⑥ Dark grey or Bradstone roof tiles - Refer to drawing AA2699C(3)2006
 - ⑦ PV to south facing roof.
 - ⑧ Clipped verge detail - Stone/stone effect to match head and sills.
 - ⑨ Clipped verge detail
 - ⑩ Reconstituted stone corbel unit (colour: Portland)
 - ⑪ Brickwork corbel; type / colour to match face brickwork
 - ⑫ Projecting reconstituted stone string course (colour Portland)
 - ⑬ Re-constituted stone (colour Portland) heads & sills
 - ⑭ UPVC gutters & down pipes; colour to match window frames
 - ⑮ Window frames - Type 1: Light grey, Type 3: Dark grey, Enriched: Black
 - ⑯ Entrance door - Type 1: Light grey, Type 3: Dark grey, Enriched: Black
 - ⑰ Entrance canopy; style to match dwelling type and colour to match doors and windows.
 - ⑱ Up and over garage door; colour to match windows
 - ⑲ Double glazed roof light
 - ⑳ Inset horizontal timber cladding (Thermowood; with natural untreated finish)
 - ㉑ Standing seam roof
 - ㉒ Double height opening with glazing and grey powder coated metal spandrel panels. Colour: grey
 - ㉓ Projecting stone window surround



| Rev | Date | Description | Dwn | Ckd |
|-----|----------|--|-----|-----|
| A | 27/10/17 | Handed plots note updated to reflect site plan. Scale bar added. | SW | RS |
| / | 19/10/17 | First Issue...Planning | KK | SW |

Bicester Eco Town - Phases 3&4
5B9P Private - V3 House Type

AA2699C(3)/2112 **A**
PLANNING
Drawn SW Checked RS Date OCT 2017 Scale @ A1 1:100

PRP prp-co.uk
London
020 7653 1200