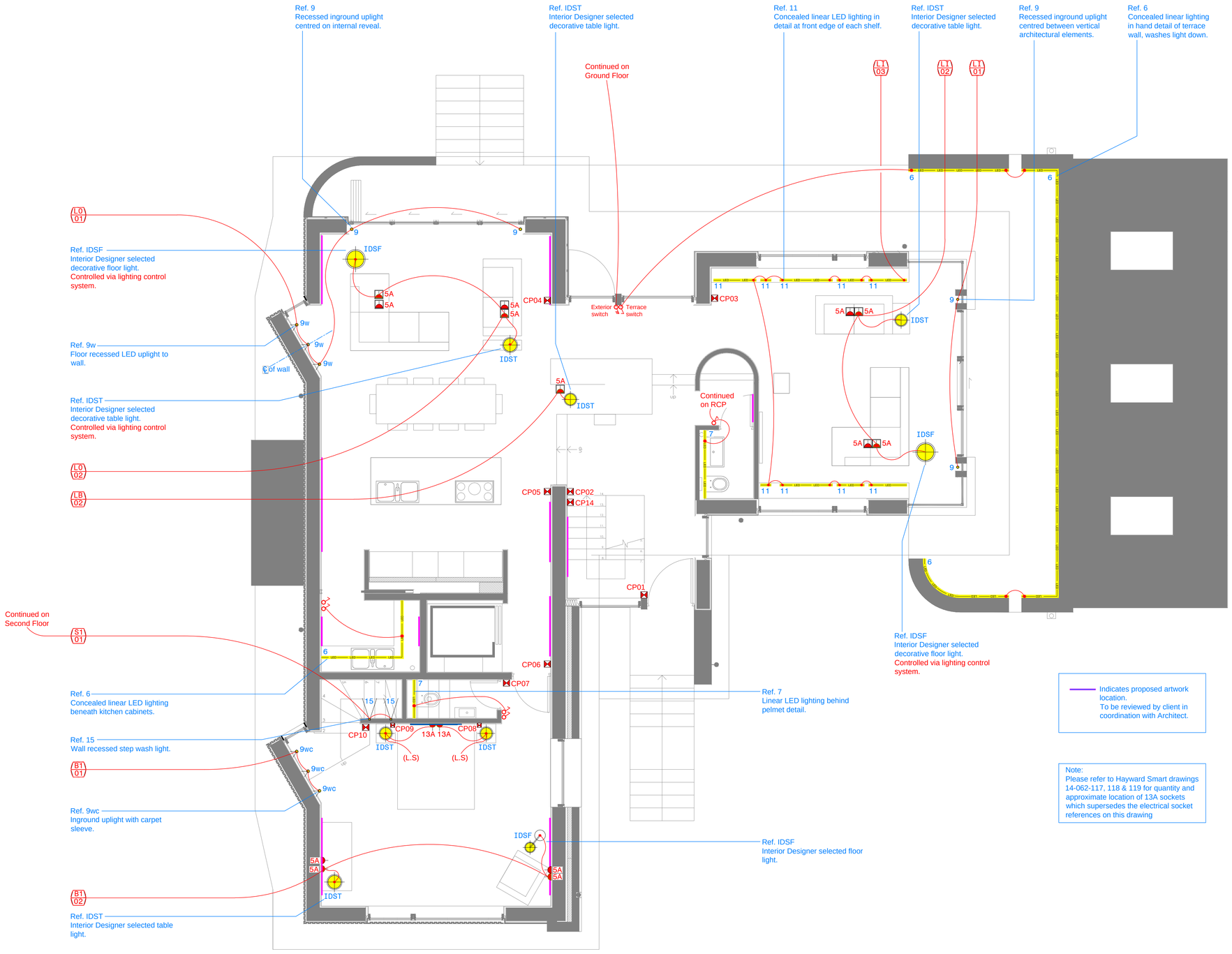

Indicates proposed artwork location.
To be reviewed by client in coordination with Architect.

Note:
Please refer to Hayward Smart drawings 14-062-117, 118 & 119 for quantity and approximate location of 13A sockets which supersedes the electrical socket references on this drawing

dpa Notes

1. Do not scale this drawing. Figured dimensions must be used. Any detail or dimensional conflicts should be referred to **dpa** lighting consultants for clarification. Scaled dimensions should not be taken from this drawing. All dimensions to be checked on-site.
2. These drawings are intended to show design intent. Refer to appropriate **dpa** documents for further details.
3. Where appropriate refer to associated lighting detail drawings for the exact location of luminaires.
4. All equipment supplied by the installing Contractor shall comply with the relevant regulations, and be capable of installation in accordance with all statutory wiring regulations. All equipment shall comply with all statutory and local authority requirements.
5. Final locations of lighting control plates, lighting (5 Amp) socket outlets and dimmer racks to be co-ordinated with Interior Designer, M&E Consultant, Operator & Client. Exact locations to be agreed on-site and approved by Operator/Client.
6. Installing Contractor to ensure that all drivers, transformers and control gear are compatible with the lighting control system dimmers.
7. Access for maintenance and installation for all luminaire types and lighting equipment is required and should be coordinated by the contractor.

Lighting Control Key

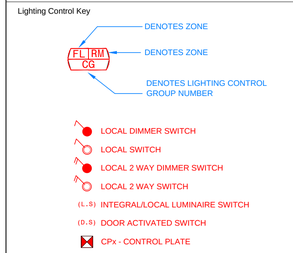

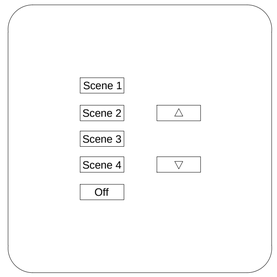

CP01-CP15 - TYPICAL 7 BUTTON RADIO CONTROL WALL KEYPAD 4 SCENES RAISE LOWER AND OFF.

Rev	Description	Date	Drawn	Checked
C	Switching Revised	22/06/17	AR	ICL
B	Revision B	10/05/17	AR	ICL
A	Revision A	19/10/16	KF	ICL
-	First Issue	05/10/16	AR	ICL

dpa lighting consultants
Old Church Studios
Clifton, Deddington
Oxfordshire
OX15 0PE, U.K.
Tel: +44 (0) 1869 337412
Fax: +44 (0) 1869 338891
dpa@dpalighting.com
www.dpalighting.com

Client:
Jan and Diana Thompson

Project:
The Long House, Sibford Ferris

Drawing Title:
First Floor
Low Level
Lighting Layout

Drawing No:
C6937-FF-LL-01

Revision: B
Scale: 1:50@A1
Base Drawings: 14-062-GA First Floor Plan-160815

© dpa lighting consultants