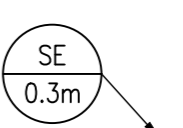

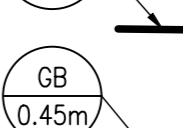
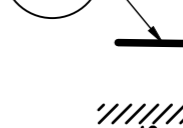
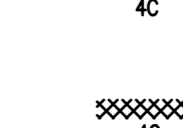
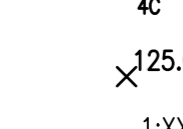
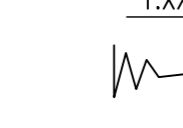
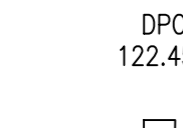


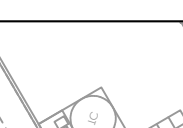





KEY

-  SLAB ON EDGE RETAINING FEATURE (EXAMPLE SHOWS MAX. HEIGHT OF 0.30m)
-  STRUCTURAL RETAINING WALL (EXAMPLE SHOWS MAX. HEIGHT OF 1.2m) HEIGHTS OVER 1.2m NEED INDIVIDUAL DESIGN
-  GRAVEL BOARD (EXAMPLE SHOWS MAX. HEIGHT OF 0.45m)
-  EXTERNAL WALL WHERE SHOWING MORE THAN 150mm BRICKWORK (EG. 4C = MAXIMUM OF 4 COURSES PLUS 150mm)
-  EXTERNAL WALL PROTECTED BY MEANS OF TANKING FACE BRICKWORK TO 150mm ABOVE RETENTION LEVEL
-  PROPOSED LEVEL
-  GRADIENT
-  BANKING WORKS (1 IN 3 UNLESS OTHERWISE STATED)
-  PROPOSED DAMP-PROOF COURSE LEVELS
-  STEPS TO COMPLY WITH BUILDING REGULATIONS
-  TRAPPED YARD GULLY (USE OF EXTRA CHANNEL DRAINAGE SYSTEM AT DISCRETION OF CLIENT)
-  ACO CHANNEL DRAIN (OR SIMILAR APPROVED)

- GENERAL NOTES**
1. THE CONTRACTOR SHALL CHECK ALL THE-INS FOR LINE AND LEVEL WITH EXISTING BEFORE COMMENCING ANY WORKS. THE ENGINEER SHALL BE NOTIFIED IMMEDIATELY, IN WRITING, SHOULD ANY ERRORS BE FOUND.
 2. ANY DISCREPANCIES, OF WHATEVER NATURE, MUST BE REPORTED TO THE ENGINEER PRIOR TO THE COMMENCEMENT OR CONTINUANCE OF ANY FURTHER WORKS.
 3. IT IS THE RESPONSIBILITY OF THE CONTRACTOR TO EXCLUDE THE WORKS AT ALL TIMES IN STRICT ACCORDANCE WITH THE REQUIREMENTS OF THE HEALTH AND SAFETY AT WORK ACT 1974, AND CDM REGULATIONS 2015. THE CONTRACTOR WILL BE DEEMED TO HAVE ALLOWED FOR FULL COMPLIANCE, INCLUDING FULL LIAISON WITH THE PLANNING SUPERVISOR, WITHIN HIS RATES.
 4. SHOULD ANY DEPARTURE FROM THE SLAB LEVEL BE CONSIDERED, AGREEMENT SHALL BE SOUGHT FROM THE ENGINEER IMMEDIATELY AND PRIOR TO COMMENCEMENT OR CONTINUANCE OF ANY WORKS, AND SHOULD TAKE FULL ACCOUNT OF ALL RESTRICTIONS TO THE SLAB LEVEL.
 5. WHERE A DRIVE SLOPES TOWARDS A GARAGE THERE IS TO BE A 20mm UPSTAND TO THE GARAGE SLAB.
 6. MAXIMUM GRADIENTS OF GARDENS TO BE 1 IN 12 (UNLESS STATED OTHERWISE), EXCEPT FOR DESIGNED BANKING WORKS.
 7. ALL DIMENSIONS IN METRES UNLESS OTHERWISE STATED.
 8. FOR ALL HABITABLE DWELLINGS THE FFL IS SHOWN AS THE DPC.
 9. THE DPC ON GARAGE REPRESENTS DPC LEVEL NOT FLOOR LEVEL. THE THRESHOLD LEVEL WILL BE 150mm BELOW DPC.

THIS DRAWING IS BASED ON PLANNING LAYOUT BAN3-02-100 - (RECEIVED 11.09.19)

| | | | |
|--|-----|-----|----------|
| D LATEST PLANNING LAYOUT ADDED, EXTERNAL WORKS AMENDED TO SUIT | ES | CS | 28.09.18 |
| C LATEST ROAD LAYOUT ADDED TO DRAWINGS FOLLOWING WRITING TO MANAGE RISKS | JP | XA | 09.03.18 |
| B MINOR EXTERNAL WORKS AMENDMENTS TO SUIT | DMH | XA | 08.11.17 |
| A LATEST PLANNING LAYOUT ADDED, EXTERNAL WORKS AMENDED TO SUIT | CS | XA | 20.03.18 |
| REV AMENDMENTS | DMH | CHK | DATE |

PROJECT:
LONGFORD PARK
BODICOTE
BANBURY

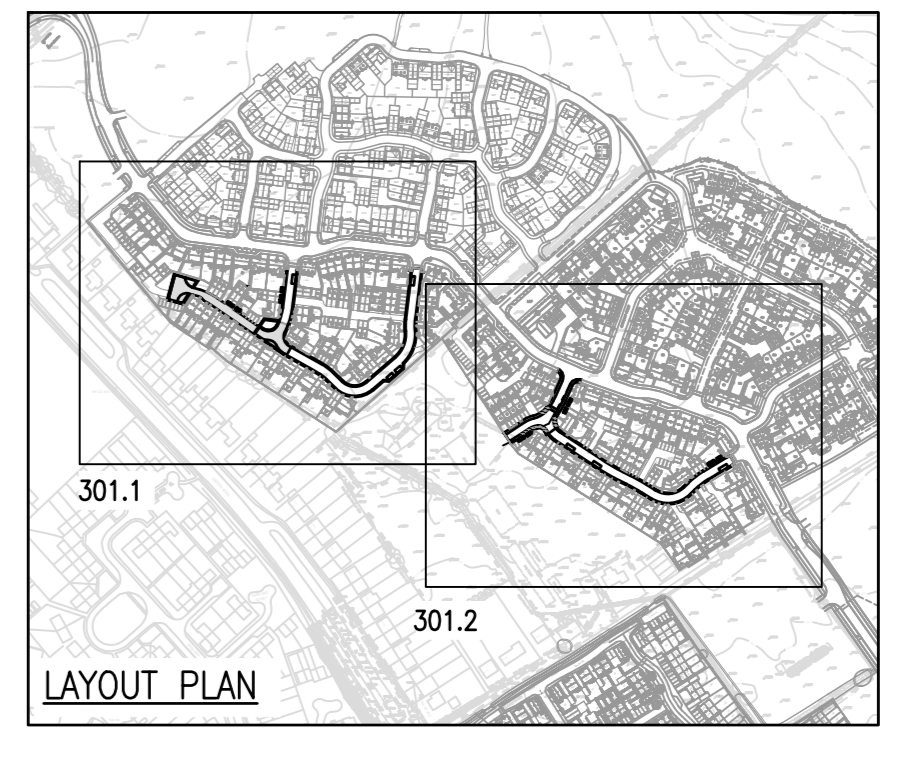
DRAWING TITLE:
PARCELS D & E
EXTERNAL WORKS
SHEET 2 OF 2

CLIENT:
BOVIS HOMES

DRAWING NUMBER:
20488_02_040_301.2

| | | | |
|-----------|-------------|----------|--|
| REVISION: | SHEET SIZE: | SCALE: | |
| D | A0 | 1:250 | |
| DRAWN BY: | CHECKED BY: | DATE: | |
| DMH | JP | 06.09.16 | |

STATUS:
FOR INFORMATION / APPROVAL



MEC

Municipal House Sales and Lettings
 7, 20120 24th St
 P: 01300 248 135
 E: info@mec.co.uk
 www.mec.co.uk

ORDNANCE SURVEY © CROWN COPYRIGHT 2011. ALL RIGHTS RESERVED. LICENCE NUMBER 100004320.