

# Arboricultural Method Statement

For alterations to the bank at

## The Small House in Sibford Ferris

*Under instruction from*

**LDA Design**

14–17 Wells Mews  
London  
W1T 3HF

*Prepared by*

Ben Rose BSc(Hons) MSc DipArb(RFS) MArborA MICFor  
*Chartered Arboriculturist*  
*Arboricultural Association Registered Consultant*

7<sup>th</sup> March 2016

## CONTENTS

Item	Page
1) Introduction	1
2) Method statement for altering the bank on Main Street	1
3) Specification for tree protection fencing	2
4) Tree Protection Plan (TPP-2)	4

Project arboriculturist: Ben Rose, Tel. 01373 832778; ben@boskytrees.co.uk

If contractors need any advice on tree protection measures during the course of the project they should contact the project arboriculturist.

Site manager: TBC

The site manager must be provided with a copy of this document and a copy should be available on-site at all times. **It is the site manager's responsibility to pass on the information in this document to all construction staff and site contractors.**

This method statement provides details of how planned operations near trees will be carried out. However, arboricultural supervision will be required if any unforeseen construction activity is to take place within the fenced tree protection areas (the construction exclusion zones). This supervision must be carried out by a suitably qualified arboriculturist. It is advised that the project arboriculturist and the local authority's tree officer are informed of necessary works near trees as soon as they become apparent.

## 1) INTRODUCTION

Planning permission has been granted to build a new house with an associated access drive at at The Small House, Small House Lane, Sibford Ferris, Banbury, OX15 5RG, (Ref: 14/02155/OUT). Part of the proposal includes altering the bank along Main Street to increase the visibility splay for the safety of road users. Condition 12 of the planning permission requires that an arboricultural method statement is submitted and agreed in writing to Cherwell District Council. This document is intended to satisfy Condition 12 of the planning permission.

## 2) METHOD STATEMENT FOR ALTERING THE BANK ON MAIN STREET

The bank alteration works will involve removing the existing retaining wall to the west of the existing entrance to Small House Lane and re-building it approximately 1m back. The area of soil that would need to be removed is identified on the tree protection plan (TPP-2).

The proposed wall alterations would be within the root protection areas required by T3, and to a lesser extent T2 and T1. But, since there is already a retaining wall at the edge of the road we can be confident that most of the roots of these trees extend to the south, west and east of their trunks, and so I consider that the bank works would be tolerated by the trees even if the wall had to be moved. However, in order to minimise the impact on the trees, all of the alterations to the bank would have to be outside of the fencing that is indicated on the tree protection plan (TPP-2).

Arboricultural supervision will be required when the bank is excavated. This supervision must be carried out by the project arboriculturist: Ben Rose of Bosky Trees (ben@boskytrees.co.uk, Tel. 01373 832778), or another suitably qualified arboriculturist.

When it is time to remove the wall and excavate the bank the following procedure must be adhered to:

1. Make sure that the tree protection fence is installed in accordance with the tree protection plan (TPP-2) and the guidance provided in section 3;
2. Ensure that there is an arboriculturist present on site;
3. Remove the small shrubs and saplings from the area to be excavated, and up to the tree protection fence, (0.5m beyond the edge of the new wall);
4. Excavate the bank under arboricultural supervision using suitable machinery;
5. Any exposed roots will be pruned back by the arboriculturist using a sharp tool to make a clean cut (e.g. using secateurs);
6. Temporarily sure up the bank with ply-wood boards whilst the foundations for the new wall are dug and laid;
7. Construct the wall in the standard manner. If there is a gap between the back of the new wall and the earth bank this should be backfilled with topsoil.

### 3) SPECIFICATION FOR TREE PROTECTION FENCING

The extent of the tree protection fencing that will be required for the bank excavation works is shown on the tree protection plan, TPP-2 (This is provided at the rear of the document). **For effective tree protection it is crucial that the protective fencing is installed before any heavy plant machinery is used on the site.** The tree protection fencing must remain in place until the construction works have been completed (unless under arboricultural supervision). The fenced off area will be a construction exclusion zone.

Fencing (or other forms of barrier) must be fit for the purpose of excluding construction activity and appropriate to the degree and proximity of work taking place around the retained trees. In most cases fencing should consist of a scaffold framework comprising a vertical and horizontal framework, well braced to resist impacts, with vertical tubes spaced at a maximum interval of 3m. A specification for fencing suitable for most construction sites is provided in Figure 2 of BS5837 but in some situations more light-weight stabilising systems for fencing may be sufficient, this is detailed in Figure 3a and 3b in BS5837 (both of these diagrams are reproduced on the next page). Alternative methods of barrier could be appropriate for tree protection provided that they are sufficient to exclude construction activity; but any such methods must first be agreed by the Local Authority's arboricultural officer.

Once the barriers have been erected the areas of land within the construction exclusion zone should be regarded as sacrosanct, and should not be removed or altered without prior consultation with the project arboriculturist and, where necessary, approval from the local planning authority. All-weather notices should be attached to the fencing with words such as: 'Construction Exclusion Zone - No Access'. Throughout the construction period attention should be paid to ensure that barriers remain rigid and complete.

**Arboricultural supervision will be required whenever construction and development activity is to take place within a construction exclusion zone.** This supervision must be carried out by a suitably qualified arboriculturist.

Figure 2 Default specification for protective barrier

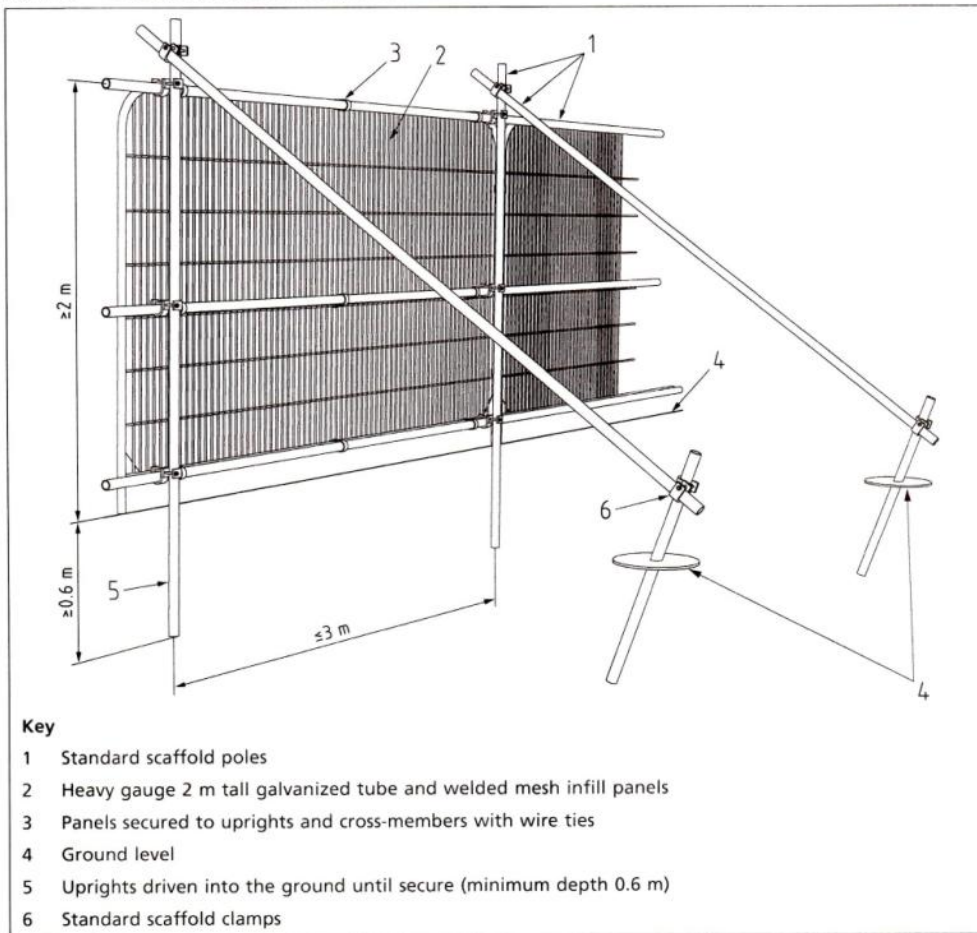
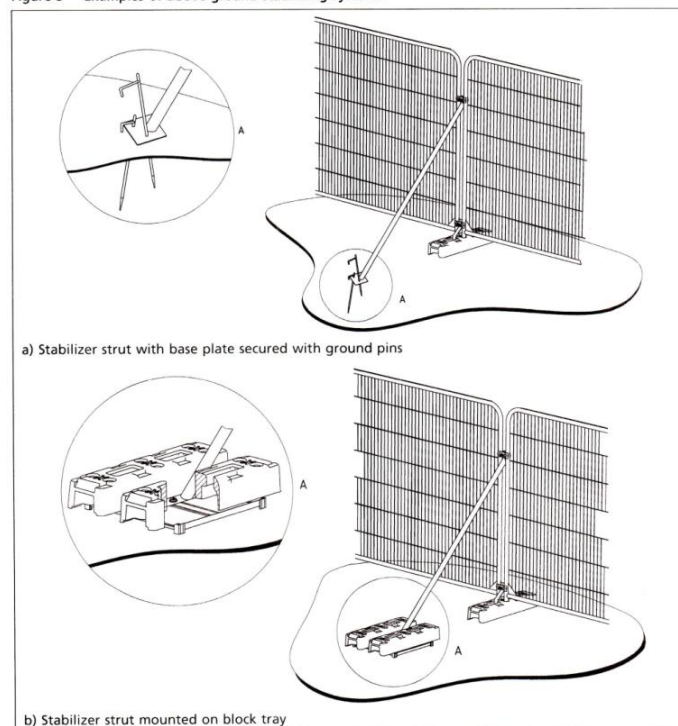
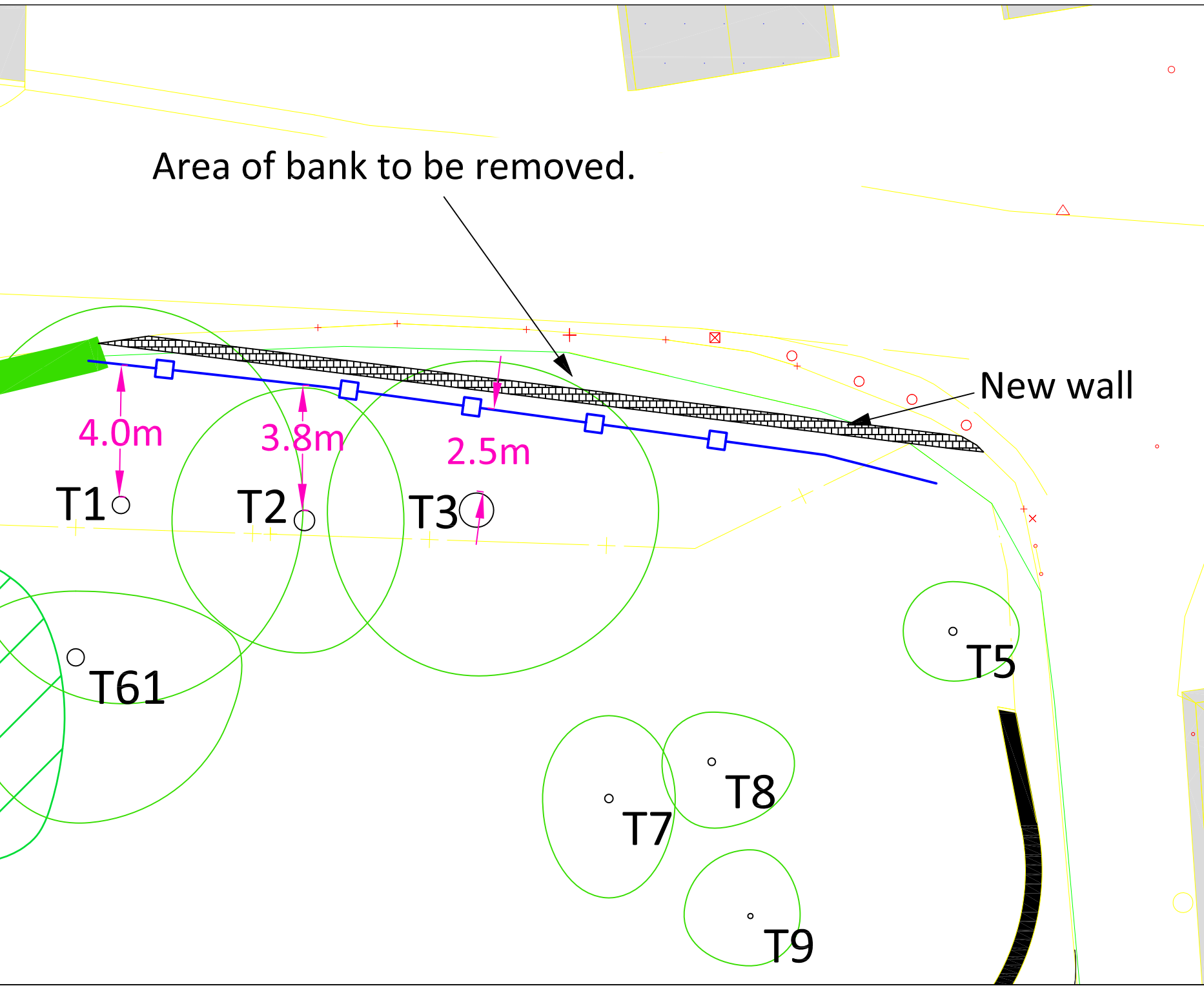


Figure 3 Examples of above-ground stabilizing systems

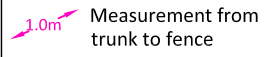
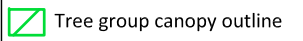
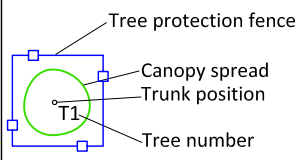


Area of bank to be removed.

New wall



Key



**BOSKY TREES**

Bosky Trees, 46 Huntenhull Green,  
 Corsley, Warminster, BA12 7QB.  
 Tel: 01373 832778  
 Email: info@boskytrees.co.uk

Project Name:  
**The Small House  
 Sibford Ferris**

Drawing Title:  
**Tree Protection Plan  
 Main Street Bank Alterations**

Drawing Number: TPP-2	Revision
--------------------------	----------

Client:  
**Mr J Thompson**

Agent:  
**LDA Design**

Date:  
**7-3-2016**

Scale:  
**to fit page @ A4**