

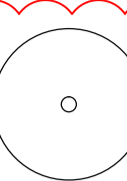


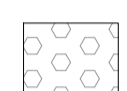
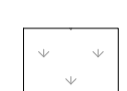







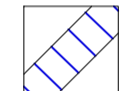
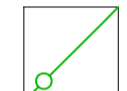


-  Planning Application Boundary
-  S278 works boundary
-  Proposed tree in soft landscape
To be grown on to maturity
-  Proposed native hedgerow planting
-  Proposed native woodland planting
-  Existing hedgerows augmented with new
dense native tree & understorey planting
-  Proprietary grass seed to swales.
Refer to planting schedule for species mix
-  Swale layout. Refer to engineer's drainage
strategy drawings for details
-  Existing areas of scrub vegetation to be retained
and protected for the duration of the works
-  Existing blocks of woodland/mass mature tree
planting to be retained and protected for the
duration of the works
-  Existing hedgerows/linear vegetation to be
retained and protected for the duration of the
works
-  Existing tree to be retained (Refer to drawing
RF14-228-L14 Tree removal and retention plan
and tree survey)
-  Diverted section of public footpath
-  Existing public footpath route retained
-  Areas to be protected with rabbit proof fencing
or all planting fitted with rabbit guards
(contractor's proposal)
-  Proprietary grass seed mix to make good
existing pasture

For planting schedule, refer to drawing
RF14-228-L13

DATE	DRAWN	DESCRIPTION OF REVISION	REVISION LETTER	CHECKED BY
9.03.17	AF	NOTES ADDED TO LEGEND	A	GD

re-form 
landscape architecture

Tower Works, Globe Road, Leeds LS11 5QG
T +44 (0)113 2454695 E info@re-formlandscape.com
W www.re-formlandscape.com

Drawing status -
PLANNING: RESERVED MATTERS

Client -
ALBION LAND

Project -
**SKIMMINGDISH LANE
BICESTER**

Drawing title -
**BOUNDARY STRUCTURE
PLANTING PLAN 3 OF 4**

Drawing scale - 1:500	Drawn by - KV	Drawn date - 28.09.16
Paper size - A1	Checked by - GD	Checked date - 28.09.16
Drawing number - RF14-228-L12	Revision - A	