Road Specification for areas of increased road width:

Surface course: 50mm of High friction hot rolled asphalt (HRA) 14mm nominal aggregate stone size (Achieve PSV of 55)

Binder course: 60mm of 0/20mm compacted thickness AC20 dense binder course 40/60pen.

Base course: 150mm of 0/20mm compacted thickness AC32 Dense base course 40/60pen.

Sub-Base course: 610mm (max) Type 1 (granite) (see CRB table 1) for compacted thickness of type 1 granular sub-base, D.O.T specification clause 803, laid in 3 layers, non-frost susceptible material.

Road Specification for areas of increased road width:

Surface course: 50mm of High friction hot rolled asphalt (HRA) 14mm nominal aggregate stone size (Achieve PSV of 55)

Binder course: 60mm of 0/20mm compacted thickness AC20 dense binder course 40/60pen.

Base course: 150mm of 0/20mm compacted thickness AC32 Dense base course 40/60pen.

Sub-Base course: 610mm (max) Type 1 (granite) (see CRB table 1) for compacted thickness of type 1 granular sub-base, D.O.T specification clause 803, laid in 3 layers, non-frost susceptible material.

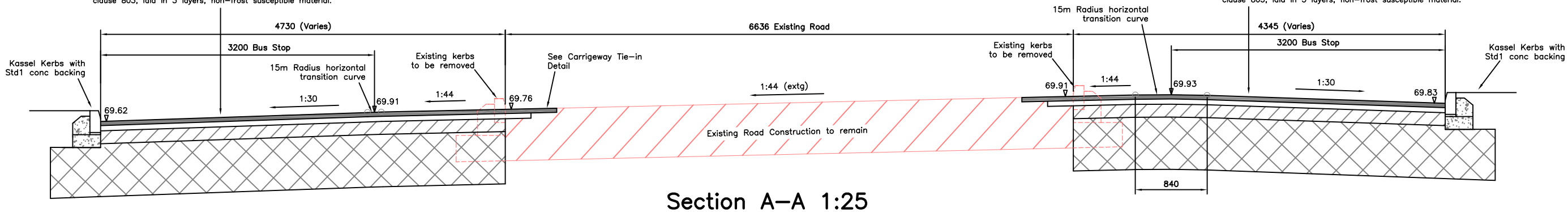

Section A–A 1:25

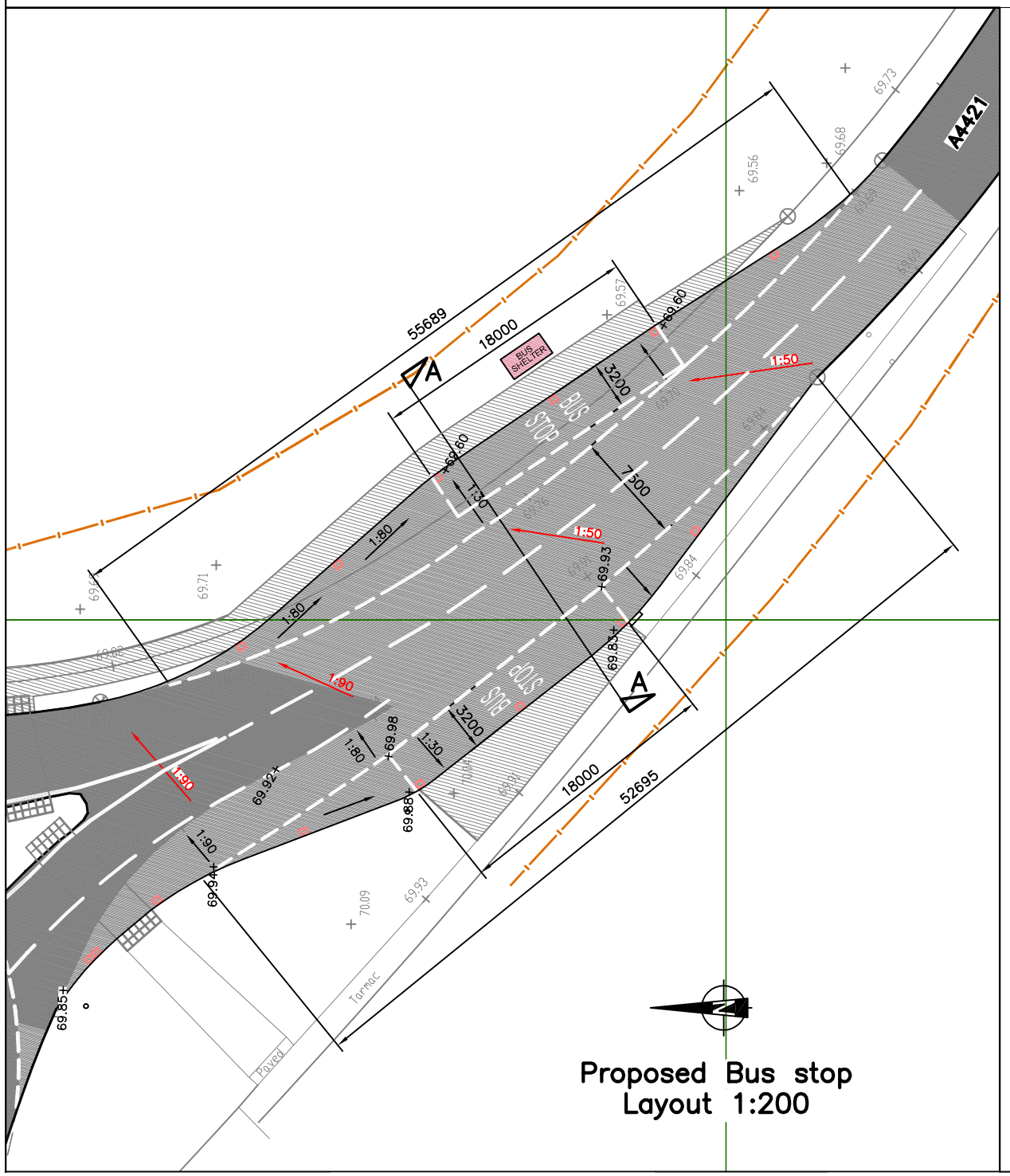

Proposed Bus stop Layout 1:200

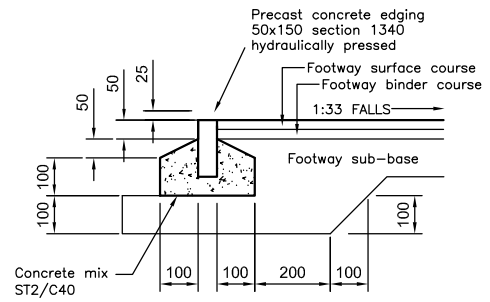

NOTES

1. All dimensions in millimetres
2. Type 1 as shown.
3. Type 2 as shown but with half round edging bs en 1340 type er set higher
4. Type 3 as shown but with edging type ebn (bullnosed)

Precast Concrete Edging 1:10

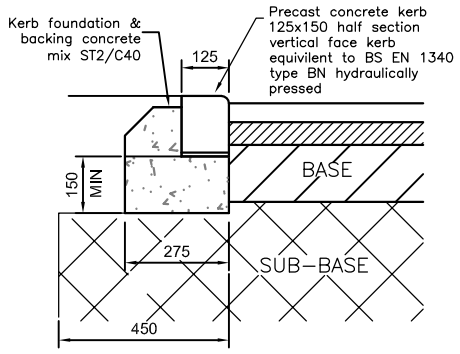

NOTES:
1. All dimensions in millimeters
2. see sd 11/1/1 for kerbing notes (attached)
3. see sd 11/8/1 for perambulater / wheelchair crossing
4. kerb face to be 25mm for vehicular crossing. see sd 11/8/2
5. no kerb face required for perambulater / wheelchair crossing

Kerb type BN 1:10

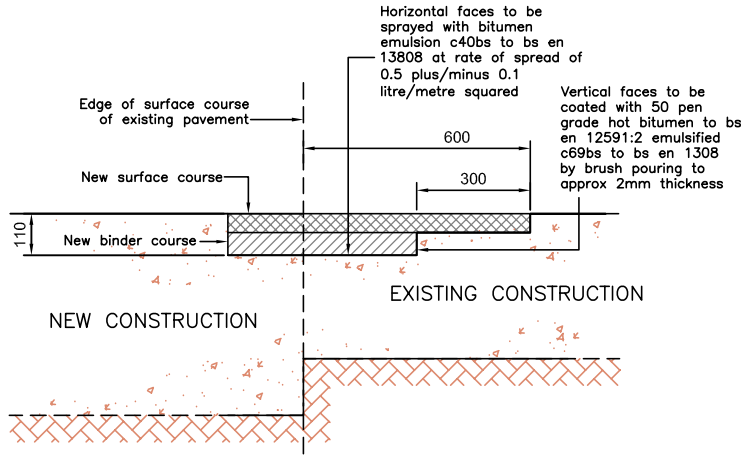

NOTES

1. All dimensions in millimetres
2. Any remaining existing pavement construction cut back to sound vertical face to new formation level.

CARRAIGEWAY TIE IN DETAILS 1:10

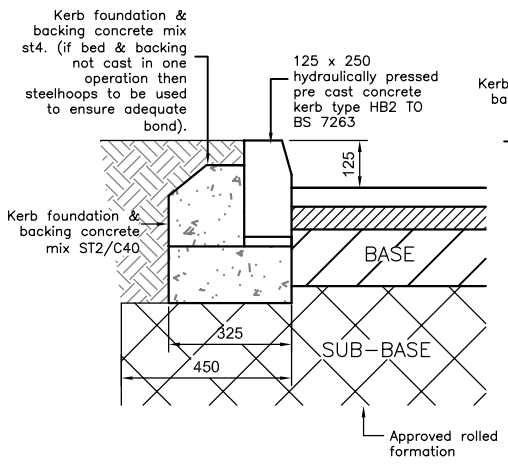

Kerb type HB2 (SD 11/1/2)

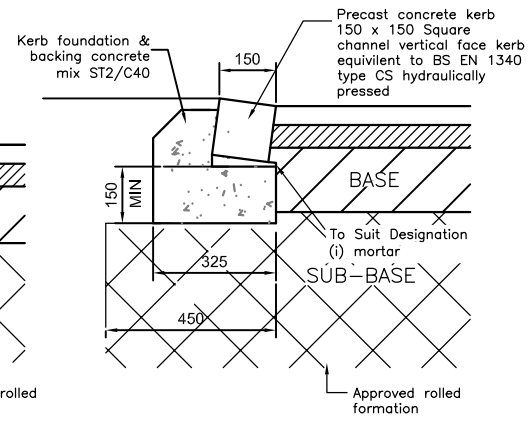

Kerb type CS 1:10

S278 Application

C	23.08.16	Updated to OCC comments (27.07.16)
B	11.07.16	Updated to OCC comments
A	24.06.16	Road Safty Audit stage 2

LINK 9
Skimmingdish Lane
Bicester

Albion Land Ltd

Section 278 works
Bus Stop Layby details

BAILEY JOHNSON HAYES
Consulting Engineers
ST.ALBANS: Suite 4, Phoenix House, 63 Campfield Rd, ST.ALBANS, Herts AL1 5FL
MANCHESTER: Grange House, John Dalton Street, MANCHESTER, M2 6FW

Scale	1:250 @A1
Date	25.05.16
Drawn	DJC

S1230–S278–13C