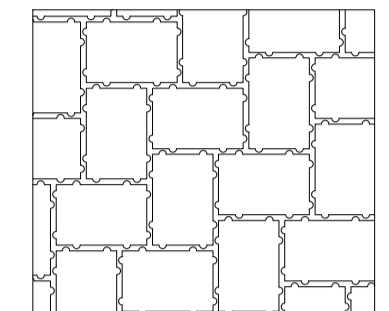


notes

- The contractor is responsible for checking dimensions, tolerances and references. Any discrepancy to be verified with the Architect before proceeding with the works.
- Where an item is covered by drawings to different scales the larger scale drawing is to be worked to.
- Do not scale drawing. Figured dimensions to be worked to in all cases.

CDM Regulations 2015

ALL current drawings and specifications for the project must be read in conjunction with the Designer's Hazard and Environmental Assessment Record.




to be laid 'herringbone' pattern

P1

Permeable concrete block paving Charcon Infilta Andover textured 100x200mm. Colour - Silver grey. Pattern herringbone
45mm of 2 - 6mm washed aggregate
20mm washed aggregate
Sub base as engineers drawings

01 Paving P1
Charcon Infilta Andover textured




to be laid 'random course'

P3

Permeable concrete block paving Charcon Infilta Andover textured (200+300+400)x200x80mm. Colour - Oak. Pattern Random coarse.
45mm of 2 - 6mm washed aggregate
20mm washed aggregate
Sub base as engineers drawings

02 Paving P3
Charcon Infilta Andover textured




to be laid 'chequer board' pattern

P9

Concrete flag paving Charcon Eco pave 450x450mm - Grey (impermeable)
5mm joint
50mm clean sharp sand
MOT type 1 sub-base

03 Paving P9
Charcon Eco pave

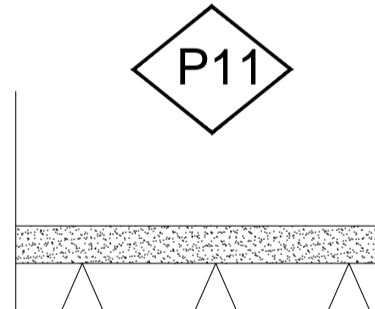


to be laid 'chequer board' pattern

P10

Charcon Riven PCC paving, in rear gardens 600x600mm & 450x450mm - Buff (impermeable) - used in back gardens
5mm joint
50mm clean sharp sand
MOT type 1 sub-base

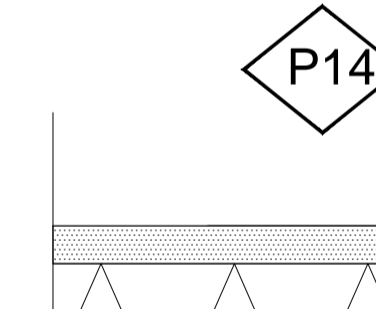
04 Paving P10
Charcon Eco pave



P11

35-50mm Self binding gravel, Breedon golden amber or similar approved
MOT type 1 sub-base

05 Paving P11
Self binding gravel



P14

Tarmac to engineers specification

06 Paving P14
Tarmac

NOTE:
All bedding and subases to be in accordance with engineers specification.

date	rev	revision/author/checker
------	-----	-------------------------

purpose of issue
PLANNING

project
**Bicester Eco Town
Phase 3 & 4**

drawing
**LANDSCAPE PAVING DETAILS
SELECTION**

drawing no	rev
AL5695- 2140	

drawn	KJ	checked	AGF
-------	----	---------	-----

scale @ A1	1:10	date	09.10.2015
------------	------	------	------------

PRP Architects ©
10 Lindsey Street
Smithfield
London
EC1A 9RP
T +44 (0)20 7653 1200
F +44 (0)20 7653 1201
lon.prp@prparchitects.co.uk

