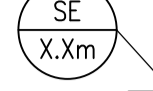
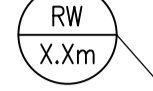
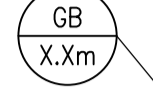
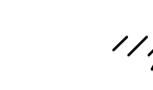
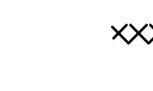



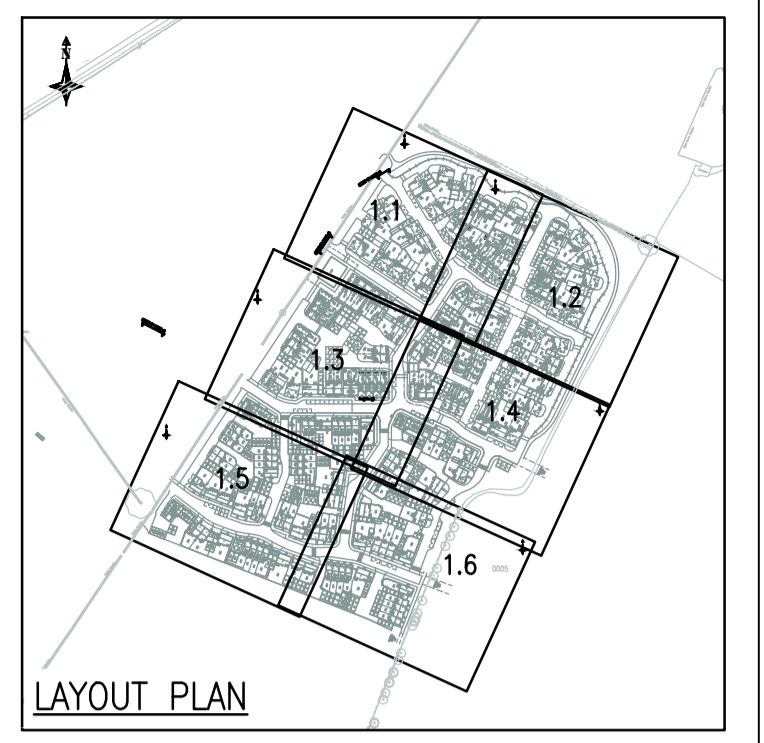



KEY

-  SLAB ON EDGE RETAINING FEATURE (EXAMPLE SHOWS MAX. HEIGHT OF 0.30m)
-  STRUCTURAL RETAINING WALL (EXAMPLE SHOWS MAX. HEIGHT OF 1.2m) HEIGHTS OVER 1.2m NEED INDIVIDUAL DESIGN
-  GRAVEL BOARD (EXAMPLE SHOWS MAX. HEIGHT OF 0.45m)
-  EXTERNAL WALL WHERE SHOWING MORE THAN 150mm BRICKWORK (EG. 4C = MAXIMUM OF 4 COURSES PLUS 150mm)
-  EXTERNAL WALL PROTECTED BY MEANS OF TANKING FACE BRICKWORK TO 150mm ABOVE RETENTION LEVEL
-  PROPOSED LEVEL
-  DRIVE GRADIENT
-  BANKING WORKS (1 IN 3 UNLESS OTHERWISE STATED)



GENERAL NOTES

1. THE CONTRACTOR SHALL CHECK ALL TIE-INS FOR LINE AND LEVEL WITH EXISTING BEFORE COMMENCING ANY WORKS. THE ENGINEER SHALL BE NOTIFIED IMMEDIATELY, IN WRITING, SHOULD ANY ERRORS BE FOUND.
2. ANY DISCREPANCIES, OF WHATEVER NATURE, MUST BE REPORTED TO THE ENGINEER PRIOR TO THE COMMENCEMENT OR CONTINUANCE OF ANY FURTHER WORKS.
3. IT IS THE RESPONSIBILITY OF THE CONTRACTOR TO EXECUTE THE WORKS AT ALL TIMES IN STRICT ACCORDANCE WITH THE REQUIREMENTS OF THE HEALTH AND SAFETY AT WORK ACT 1974, AND CDM REGULATIONS 2007. THE CONTRACTOR WILL BE DEEMED TO HAVE ALLOWED FOR FULL COMPLIANCE, INCLUDING FULL LIAISON WITH THE PLANNING SUPERVISOR, WITHIN HIS RATES.
4. SHOULD ANY DEPARTURE FROM THE SLAB LEVEL BE CONSIDERED, AGREEMENT SHALL BE SOUGHT FROM THE ENGINEER IMMEDIATELY AND PRIOR TO COMMENCEMENT OR CONTINUANCE OF ANY WORKS, AND SHOULD TAKE FULL ACCOUNT OF ALL RESTRICTIONS TO THE SLAB LEVEL.
5. GARAGE SLABS ARE GIVEN AS LOWEST SLAB LEVEL (LSL) AND RELATE TO THE FINISHED LEVEL OF THE CONCRETE AT THE FRONT ENTRANCE OF THE GARAGE.
6. WHERE A DRIVE SLOPES TOWARDS A GARAGE THERE IS TO BE A 20MM UPSTAND TO THE GARAGE SLAB.
7. MAXIMUM GRADIENTS OF GARDENS TO BE 1 IN 12 (UNLESS STATED OTHERWISE), EXCEPT FOR DESIGNED BANKING WORKS.
8. ALL DIMENSIONS IN METRES UNLESS OTHERWISE STATED.
9. FOR ALL HABITABLE DWELLINGS THE FFL IS SHOWN AS THE DPC.
10. FOR ALL GARAGES DPC DEPICTS THE THRESHOLD FLOOR LEVEL.



REV:	AMENDMENTS	DRN:CHK:	DATE:
PROJECT:			
LONGFORD PARK BODICOTE BANBURY			
DRAWING TITLE:			
PARCEL B AND C EXTERNAL WORKS SHEET 1 OF 6			
CLIENT:			
BARRATT'S HOME, BOVIS HOMES TAYLOR WIMPEY			
DRAWING NUMBER:			
20488_02_040_01.1			
REVISION:	SHEET SIZE:	SCALE:	
C	A1	1:200	
DRAWN BY:	CHECKED BY:	DATE:	
KA	KM	29.08.14	
STATUS:			
TENDER			
M-EC			
Wellington House Leicester Road Btstock Leicestershire LE27 6HP T: 01530 264 753 F: 01530 588 114 btstock@m-ec.co.uk www.m-ec.co.uk			
ORDNANCE SURVEY © CROWN COPYRIGHT 2014. ALL RIGHTS RESERVED. LICENCE NUMBER 100022432.			

File Location: \\M-EC\Job Book\20488_02_040_01.1.dwg; m-ec\parcels\1.8_gipm\02 series\infrastructure\040 terra\20488_02_040_01 external works rev.c.dwg
Printed: 05.02.2015



KEY

	SLAB ON EDGE RETAINING FEATURE (EXAMPLE SHOWS MAX. HEIGHT OF 0.30m)
	STRUCTURAL RETAINING WALL (EXAMPLE SHOWS MAX. HEIGHT OF 1.2m) HEIGHTS OVER 1.2m NEED INDIVIDUAL DESIGN
	GRAVEL BOARD (EXAMPLE SHOWS MAX. HEIGHT OF 0.45m)
	EXTERNAL WALL WHERE SHOWING MORE THAN 150mm BRICKWORK (EG. 4C = MAXIMUM OF 4 COURSES PLUS 150mm)
	EXTERNAL WALL PROTECTED BY MEANS OF TANKING FACE BRICKWORK TO 150mm ABOVE RETENTION LEVEL
	PROPOSED LEVEL
	DRIVE GRADIENT
	BANKING WORKS (1 IN 3 UNLESS OTHERWISE STATED)



GENERAL NOTES

1. THE CONTRACTOR SHALL CHECK ALL TIE-INS FOR LINE AND LEVEL WITH EXISTING BEFORE COMMENCING ANY WORKS, THE ENGINEER SHALL BE NOTIFIED IMMEDIATELY, IN WRITING, SHOULD ANY ERRORS BE FOUND.
2. ANY DISCREPANCIES, OF WHATEVER NATURE, MUST BE REPORTED TO THE ENGINEER PRIOR TO THE COMMENCEMENT OR CONTINUANCE OF ANY FURTHER WORKS.
3. IT IS THE RESPONSIBILITY OF THE CONTRACTOR TO EXECUTE THE WORKS AT ALL TIMES IN STRICT ACCORDANCE WITH THE REQUIREMENTS OF THE HEALTH AND SAFETY AT WORK ACT 1974, AND CDM REGULATIONS 2007. THE CONTRACTOR WILL BE DEEMED TO HAVE ALLOWED FOR FULL COMPLIANCE, INCLUDING FULL LIAISON WITH THE PLANNING SUPERVISOR, WITHIN HIS RATES.
4. SHOULD ANY DEPARTURE FROM THE SLAB LEVEL BE CONSIDERED, AGREEMENT SHALL BE SOUGHT FROM THE ENGINEER IMMEDIATELY AND PRIOR TO COMMENCEMENT OR CONTINUANCE OF ANY WORKS, AND SHOULD TAKE FULL ACCOUNT OF ALL RESTRICTIONS TO THE SLAB LEVEL.
5. GARAGE SLABS ARE GIVEN AS LOWEST SLAB LEVEL (LSL) AND RELATE TO THE FINISHED LEVEL OF THE CONCRETE AT THE FRONT ENTRANCE OF THE GARAGE.
6. WHERE A DRIVE SLOPES TOWARDS A GARAGE THERE IS TO BE A 20MM UPSTAND TO THE GARAGE SLAB.
7. MAXIMUM GRADIENTS OF GARDENS TO BE 1 IN 12 (UNLESS STATED OTHERWISE), EXCEPT FOR DESIGNED BANKING WORKS.
8. ALL DIMENSIONS IN METRES UNLESS OTHERWISE STATED.
9. FOR ALL HABITABLE DWELLINGS THE FFL IS SHOWN AS THE DPC.
10. FOR ALL GARAGES DPC DEPICTS THE THRESHOLD FLOOR LEVEL.

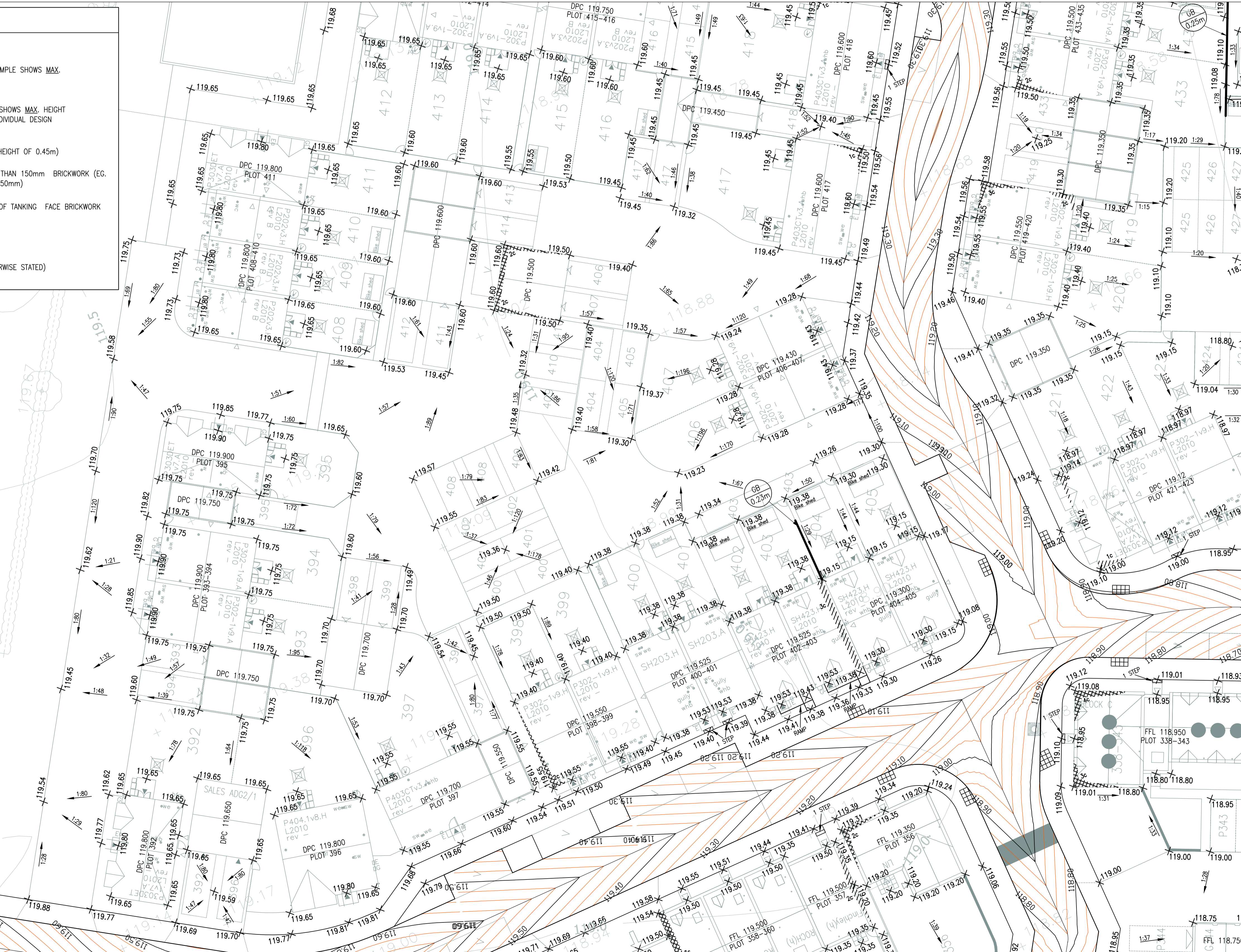
C	LEVELS AMENDED TO SUIT REVISED ROAD DESIGN	KA	PT	02.02.15
B	REVISED PLANNING LAYOUT ADDED, LEVELS AMENDED TO SUIT	KA	KA	16.01.15
A	PLANNING LAYOUT REV C ADDED, LEVELS AMENDED TO SUIT	IP	KM	24.10.14
REV:	AMENDMENTS:	DRN	CHKI	DATE

PROJECT: **LONGFORD PARK BODICOTE BANBURY**

DRAWING TITLE: **PARCEL B AND C EXTERNAL WORKS SHEET 2 OF 6**

I:\b\pine\cd\02\series-infrastructure\00\series\020488_02_040_D1_external_works_rev.cdw

SAMPLE SHOWS MAX.
 SHOWS MAX. HEIGHT
 INDIVIDUAL DESIGN
 HEIGHT OF 0.45m)
 THAN 150mm BRICKWORK (EG.
 50mm)
 OF TANKING FACE BRICKWORK
 (UNLESS OTHERWISE STATED)




GENERAL NOTES

1. THE CONTRACTOR SHALL CHECK ALL TIE-INS FOR LINE AND LEVEL WITH EXISTING BEFORE COMMENCING ANY WORKS. THE ENGINEER SHALL BE NOTIFIED IMMEDIATELY, IN WRITING, SHOULD ANY ERRORS BE FOUND.
2. ANY DISCREPANCIES, OF WHATEVER NATURE, MUST BE REPORTED TO THE ENGINEER PRIOR TO THE COMMENCEMENT OR CONTINUANCE OF ANY FURTHER WORKS.
3. IT IS THE RESPONSIBILITY OF THE CONTRACTOR TO EXECUTE THE WORKS AT ALL TIMES IN STRICT ACCORDANCE WITH THE REQUIREMENTS OF THE HEALTH AND SAFETY AT WORK ACT 1974, AND CDM REGULATIONS 2007. THE CONTRACTOR WILL BE DEEMED TO HAVE ALLOWED FOR FULL COMPLIANCE, INCLUDING FULL LIAISON WITH THE PLANNING SUPERVISOR, WITHIN HIS RATES.
4. SHOULD ANY DEPARTURE FROM THE SLAB LEVEL BE CONSIDERED, AGREEMENT SHALL BE SOUGHT FROM THE ENGINEER IMMEDIATELY AND PRIOR TO COMMENCEMENT OR CONTINUANCE OF ANY WORKS, AND SHOULD TAKE FULL ACCOUNT OF ALL RESTRICTIONS TO THE SLAB LEVEL.
5. GARAGE SLABS ARE GIVEN AS LOWEST SLAB LEVEL (LSL) AND RELATE TO THE FINISHED LEVEL OF THE CONCRETE AT THE FRONT ENTRANCE OF THE GARAGE.
6. WHERE A DRIVE SLOPES TOWARDS A GARAGE THERE IS TO BE A 20MM UPSTAND TO THE GARAGE SLAB.
7. MAXIMUM GRADIENTS OF GARDENS TO BE 1 IN 12 (UNLESS STATED OTHERWISE), EXCEPT FOR DESIGNED BANKING WORKS.
8. ALL DIMENSIONS IN METRES UNLESS OTHERWISE STATED.
9. FOR ALL HABITABLE DWELLINGS THE FFL IS SHOWN AS THE DPC.
10. FOR ALL GARAGES DPC DEPICTS THE THRESHOLD FLOOR LEVEL.

C	LEVELS AMENDED TO SUIT REVISED ROAD DESIGN	KA	PT	02.02.15
B	REVISED PLANNING LAYOUT ADDED, LEVELS AMENDED TO SUIT	KA	KA	16.01.15
A	PLANNING LAYOUT REV C ADDED, LEVELS AMENDED TO SUIT	IP	KM	24.10.14
REV:	AMENDMENTS:	DRN	CHKI	DATE
PROJECT:				

**LONGFORD PARK
 BODICOTE
 BANBURY**
 DRAWING TITLE:
**PARCEL B AND C
 EXTERNAL WORKS
 SHEET 3 OF 6**

I:\b\pinet\02\series-infrastructure\06\series\00488_02_040\01\external\works\rev.c.dwg



GENERAL NOTES

1. THE CONTRACTOR SHALL CHECK ALL TIE-INS FOR LINE AND LEVEL WITH EXISTING BEFORE COMMENCING ANY WORKS. THE ENGINEER SHALL BE NOTIFIED IMMEDIATELY, IN WRITING, SHOULD ANY ERRORS BE FOUND.
2. ANY DISCREPANCIES, OF WHATEVER NATURE, MUST BE REPORTED TO THE ENGINEER PRIOR TO THE COMMENCEMENT OR CONTINUANCE OF ANY FURTHER WORKS.
3. IT IS THE RESPONSIBILITY OF THE CONTRACTOR TO EXECUTE THE WORKS AT ALL TIMES IN STRICT ACCORDANCE WITH THE REQUIREMENTS OF THE HEALTH AND SAFETY AT WORK ACT 1974, AND COM REGULATIONS 2007. THE CONTRACTOR WILL BE DEEMED TO HAVE ALLOWED FOR FULL COMPLIANCE, INCLUDING FULL LIAISON WITH THE PLANNING SUPERVISOR, WITHIN HIS RATES.
4. SHOULD ANY DEPARTURE FROM THE SLAB LEVEL BE CONSIDERED, AGREEMENT SHALL BE SOUGHT FROM THE ENGINEER IMMEDIATELY AND PRIOR TO COMMENCEMENT OR CONTINUANCE OF ANY WORKS, AND SHOULD TAKE FULL ACCOUNT OF ALL RESTRICTIONS TO THE SLAB LEVEL.
5. GARAGE SLABS ARE GIVEN AS LOWEST SLAB LEVEL (LSL) AND RELATE TO THE FINISHED LEVEL OF THE CONCRETE AT THE FRONT ENTRANCE OF THE GARAGE.
6. WHERE A DRIVE SLOPES TOWARDS A GARAGE THERE IS TO BE A 20MM UPSTAND TO THE GARAGE SLAB.
7. MAXIMUM GRADIENTS OF GARDENS TO BE 1 IN 12 (UNLESS STATED OTHERWISE), EXCEPT FOR DESIGNED BANKING WORKS.
8. ALL DIMENSIONS IN METRES UNLESS OTHERWISE STATED.
9. FOR ALL HABITABLE DWELLINGS THE FFL IS SHOWN AS THE DPC.
10. FOR ALL GARAGES DPC DEPICTS THE THRESHOLD FLOOR LEVEL.

KEY

	SLAB ON EDGE RETAINING FEATURE (EXAMPLE SHOWS MAX. HEIGHT OF 0.30m)
	STRUCTURAL RETAINING WALL (EXAMPLE SHOWS MAX. HEIGHT OF 1.2m) HEIGHTS OVER 1.2m NEED INDIVIDUAL DESIGN
	GRAVEL BOARD (EXAMPLE SHOWS MAX. HEIGHT OF 0.45m)

C	LEVELS AMENDED TO SUIT REVISED ROAD DESIGN	KA	PT	03.02.15
B	REVISED PLANNING LAYOUT ADDED, LEVELS AMENDED TO SUIT	KA	KA	16.01.15
A	PLANNING LAYOUT REV C ADDED, LEVELS AMENDED TO SUIT	IP	KM	24.10.14
REV:	AMENDMENTS:	DRN	CHKI	DATE
PROJECT: LONGFORD PARK BODICOTE BANBURY				
DRAWING TITLE: PARCEL B AND C EXTERNAL WORKS SHEET 4 OF 6				

I:\b\pine\cd\02\series-infrastructure\060\series\0488_02_040_D1\external\works\rev.cdwg