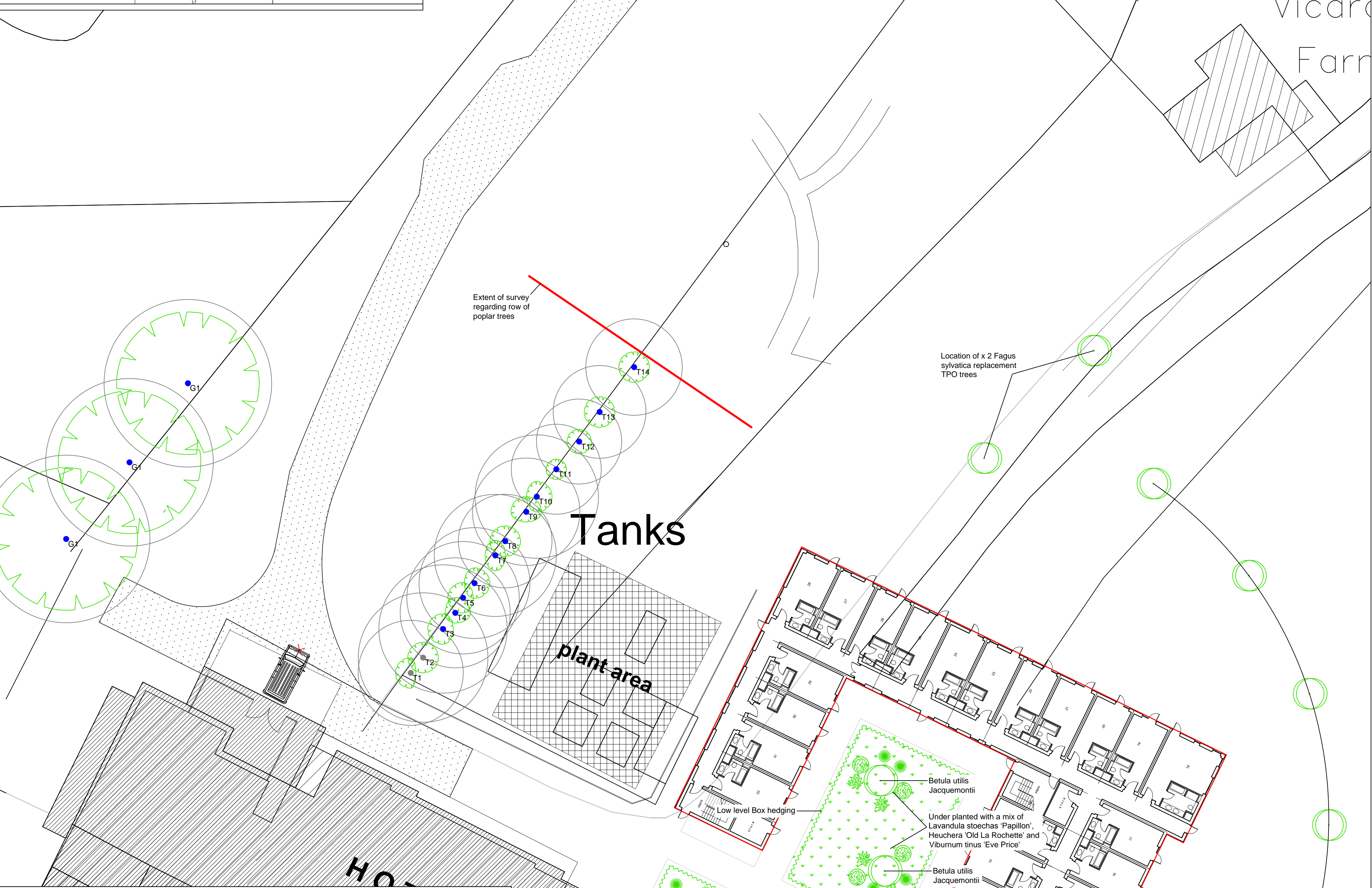
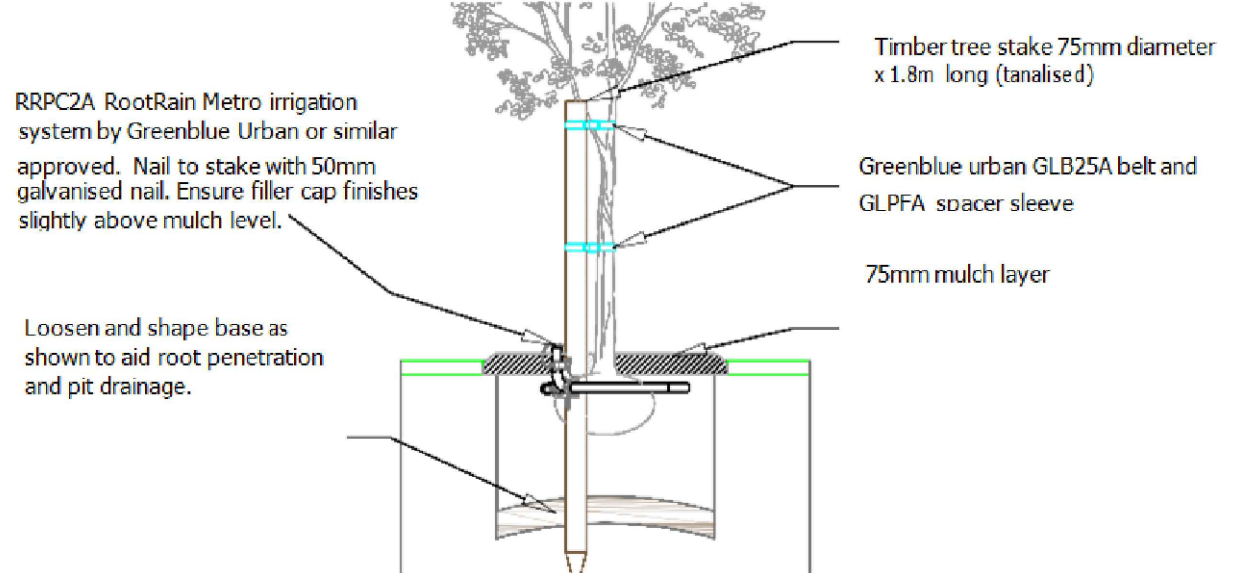


Tree Schedule					
Qty	Species	Size	Abbreviation	Root	Spacing
3	Betula utilis Jacquemontii	12 - 14 cms girth	BuJacquemontii	C	See plan
7	Fagus sylvatica	12 - 14 cms girth	Fs	C	See Plan

Shrub Schedule					
Qty	Species	Size	Abbreviation	Root	Spacing
8	Lavandula stoechas 'Papillon'	40 - 60 cms	Ls	C	Centres 0.4
8	Heuchera 'Old La Rochette'	3 - 4l	HRochette	C	Centres 0.4
8	Viburnum tinus 'Eve Price'	40 - 60 cms	Vt	C	Centres 0.8
See notes	Buxus sempervirens	30 - 40 cms	Bs	C	6 per meter

TREE PIT DETAIL - PRODUCTS BY GREENBLUE URBAN OR SIMILAR APPROVED



PLANTING SPECIFICATION
LANDSCAPE SPECIFICATION

SITE PREPARATION

Topsoil
 Existing topsoil shall be stripped before building works begin. Imported topsoil shall be BS3882:2007 Specification for Topsoil and Requirements for Use. Topsoil shall be multi-purpose grade, of medium texture, with a high proportion of fertile loamy material. It shall be free from subsoil, rubbish, rubble, contamination, roots of perennial weeds and other materials injurious to plant growth. The maximum stone content of the soil shall be 20%, with the maximum size of stone 25mm in any one dimension. All topsoil shall be stacked in heaps, not exceeding 2m high. During storage, topsoil heaps shall be kept free from compaction, contamination and weeds.

Excavation
 Excavation shall NOT be undertaken within the root protection area of any existing trees or shrubs to be retained. Unless otherwise indicated, areas to be planted/seeded shall be cleared of all surface rubbish and excavated to the dimensions below finished level as follows, when the soil is not waterlogged or frozen. Ensure the location of all services is known before any excavation operations.

Tree pits: 1000x1000x800mm deep unless otherwise shown
 Shrub and hedge pit/trench: 450mm deep
 Grass areas: 300mm deep

The base of excavated areas shall be forked or otherwise cultivated to a depth of 150mm to facilitate drainage and all bricks, stones and other debris, etc. over 75mm in any one dimension shall be removed. Similarly, areas trafficked by construction vehicles shall be ripped to a depth of 150 300mm to relieve compaction.

Backfilling with Subsoil
 Where excavated areas are lower than the required depth, excavations shall be backfilled with selected subsoil and lightly consolidated to make up levels. Selected subsoil shall be friable, second quality topsoil or similar and be free of rubbish, roots, stones over 75mm in any one dimension, perennial weeds or other materials injurious to plant growth.

Backfilling with Topsoil
 Tree, shrub and hedge pit/trench excavations shall be backfilled, in layers, with clean topsoil (as specified above) thoroughly mixed with planting compost e.g. 'Greentree'.

Cultivation
 Cultivation shall not be undertaken within the root protection area of any tree/shrub to be retained, without prior agreement from the Local Planning Authority. Topsoil shall be cultivated by hand or machine prior to planting, with minimal compaction by machine. Cultivate to the following depths and till, removing all rubbish, vegetation, perennial weeds, roots, stones over 25mm in any one dimension and rake to even levels.

Planting areas: 300mm deep cultivation to medium till
 Grass seeding areas: 150mm deep cultivation to fine till raked to a smooth, evenly firmed bed
 Turf areas: 150mm deep cultivation to medium till raked to a smooth, evenly firmed bed

PLANTING

Plant Stock and Timing
 Plant material and operations shall conform to BS 3336 Nursery Stock (Parts 1-10), BS 4428: 1989, BS 4043: 1989 and BS 5837: 2012. The planting season shall be from the 1st October to the 31st March. Container grown stock may be planted outside this season if accompanied by daily watering, or as necessary to ensure healthy establishment.

Planting shall not be carried out during periods of frost, drought, cold drying winds or when the soil is waterlogged or frozen.

Planting
 All planting that is within the root protection area of existing trees/shrubs to be retained, shall be undertaken by hand and positions altered should tree roots be encountered, in order to avoid damage to the root systems.

All plants shall be set out evenly over the areas as indicated, to the density and quantities shown. All plants shall be planted upright at the same depth as the nursery soil level and evenly spaced, leaving room for growth. All restrictive containers shall be removed with roots not twisted. Immediately following planting, all plants shall be watered-in to field capacity.

Container grown and root balled plants shall be planted in a planting pit sufficient to accommodate the plant without causing root damage, with a minimum of 50mm backfill beyond the root ball extent. Plants to be firmed, watered-in and dead, damaged or lopsided branches shall be removed after planting. Bare-root plants shall be silt planted, incorporating an approved high phosphate, slow-release fertilizer.

Tree Planting and Support
 Trees planted in landscape areas shall be staked as per detail. All trees to be firmed in after planting.

Hedge Planting
 Hedges shall be planted in a double staggered row at 3 plants per metre. Dead, damaged or straggly branches shall be removed after planting.

Mulching
 Prior to the application of mulch the planting areas shall be completely weed free and watered sufficiently to achieve field capacity. The surface of the planting areas shall be mulched with a minimum 75mm depth layer of 15-65mm nominal particle size, dark, matured woodchip mulch, ensuring that the low branches of trees, shrubs and/or herbaceous plants are NOT smothered.

Mulch shall be an approved product and completely weed and weed seed free. The mulch shall be topped-up to maintain, after settlement, a depth of not less than 50mm. The surface of mulch to be 10mm below the surface of adjacent lawn.

GRASS AREAS

Turf
 Turf shall accord with BS 3869: 1999. It shall be good quality meadow/cultivated, amenity turf free from weeds and be laid on even, prepared ground (as detailed above), during periods of suitable warm and moist weather conditions. Pre-turfing fertiliser shall be applied to manufacturer's specifications and turf shall be laid in accordance with BS 4428:1989.

Turf shall be laid with broken joints well-butted up, working from timber planks to avoid damaging turf when laying. Water as necessary to avoid shrinkage and achieve satisfactory establishment. Undertake good horticultural practice to ensure establishment of a healthy grass sward.

Grass seeding
 Areas of amenity grass shall be seeded with a general amenity grass mix as specified during the period March to May or September to October, during periods of suitable warm and moist weather conditions. Pre-seeding fertiliser shall be applied to manufacturer's recommendations. Seed shall be sown on even, prepared ground (as detailed above), at a rate of 35g/m² in two transverse operations. Lightly roll seed bed after sowing. Water as necessary to avoid shrinkage and achieve satisfactory establishment. Undertake good horticultural practice to ensure establishment of a healthy grass sward.

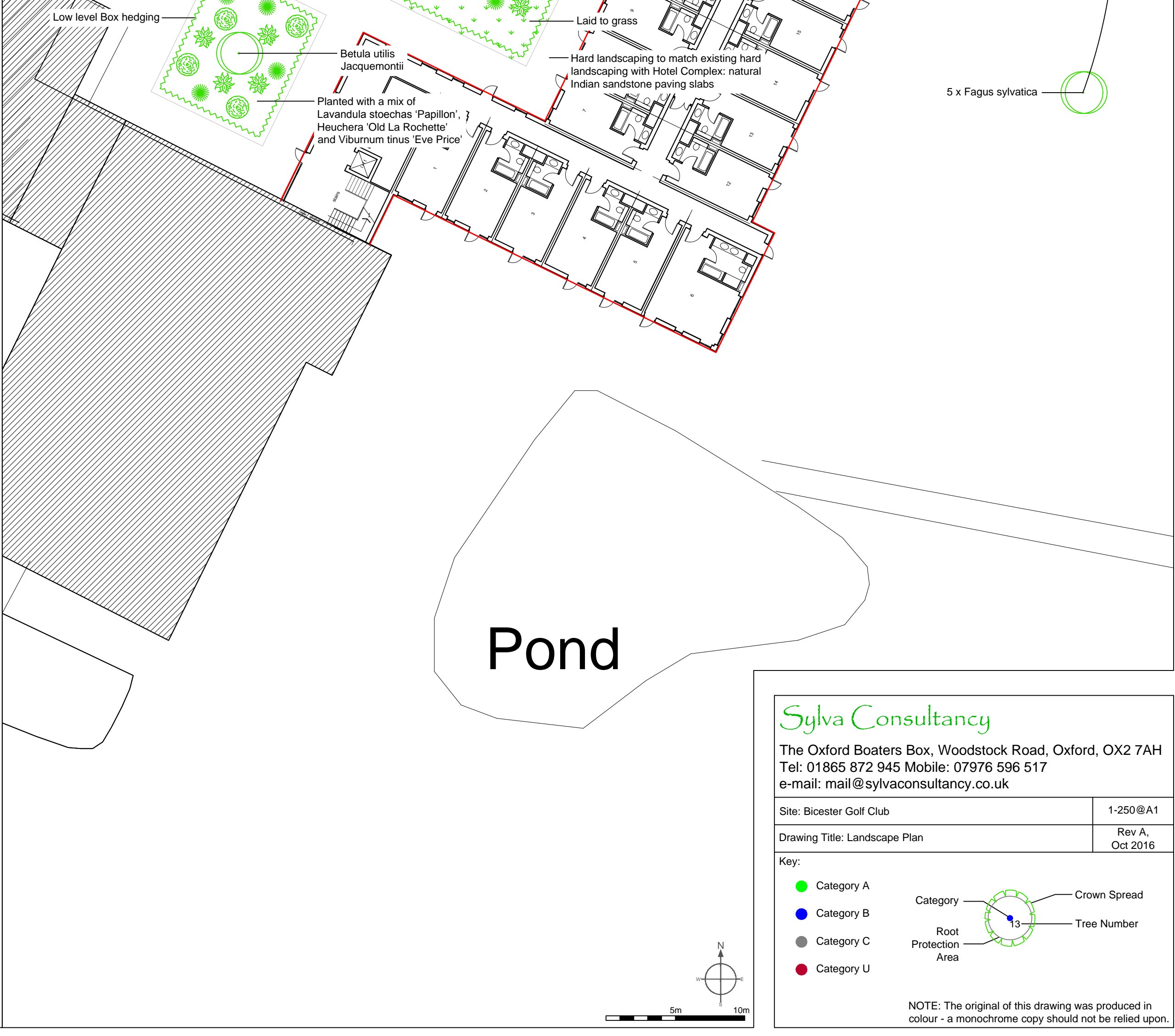
AFTERCARE PERIOD

Regular Visits
 During the specified Aftercare Period, maintenance visits shall be carried out, at least monthly from April to September and twice during the dormant season to carry out the following operations to establish healthy growing plants/grass in weed free areas: watering, firming-up, removal of litter, pest and disease control, general pruning, checking guards, ties and stakes, weed control, grass cutting and autumn tidying. All arisings shall be carted away and the site shall be left clean and tidy at all times.

Watering
 All planting and grass areas shall not be allowed to dry out and shall be kept well watered during the growing season, ensuring the soil is kept moist at all times but avoiding waterlogging.

Replacement Planting
 During each August within the Aftercare Period an inspection shall be made and all plants that have died, are missing, damaged or have failed to thrive shall be noted and replaced in the following planting season.

Grass Cutting
 During the first and subsequent growing seasons amenity grass shall be kept at a height of 25mm to 50mm. Selective weed control shall be undertaken as necessary once the sward is sufficiently established.



Sylva Consultancy
 The Oxford Boaters Box, Woodstock Road, Oxford, OX2 7AH
 Tel: 01865 872 945 Mobile: 07976 596 517
 e-mail: mail@sylvaconsultancy.co.uk

Site: Bicoster Golf Club	1-250@A1
Drawing Title: Landscape Plan	Rev A, Oct 2016

Key:

- Category A
- Category B
- Category C
- Category U

Category 13

Crown Spread

Tree Number

Root Protection Area

NOTE: The original of this drawing was produced in colour - a monochrome copy should not be relied upon.

