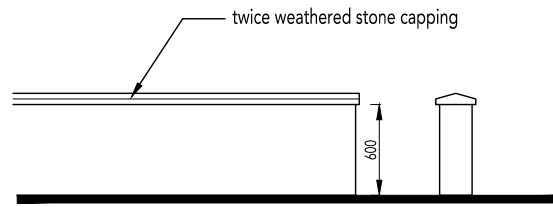


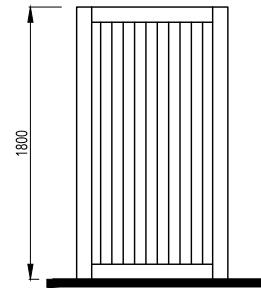


REVISION/S:

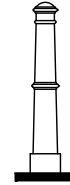
- A. 2016-04-20. Wall and trellis detail added, side gate annotation amended. MED




600mm High Screen Wall



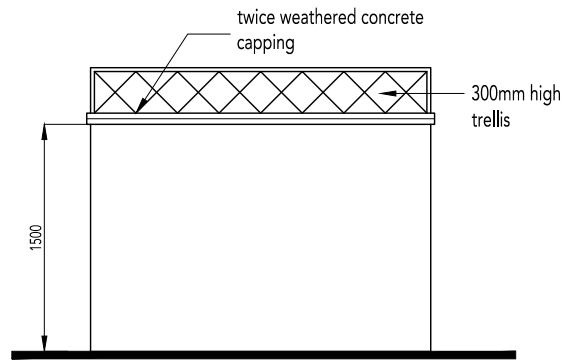
1800mm High Timber Matchboard Access Gate



Retractable Metal Bollard



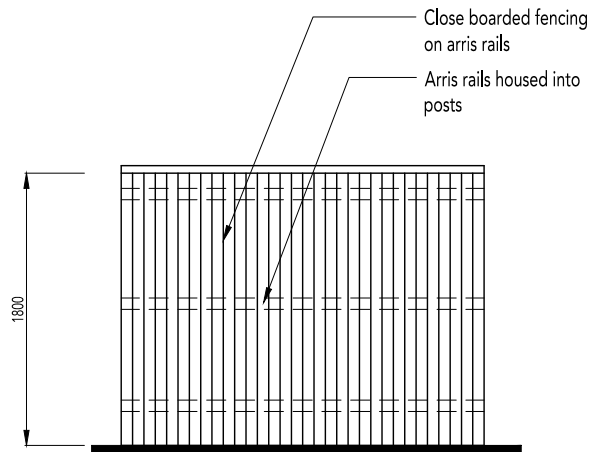
1000mm High Bow Top Railings



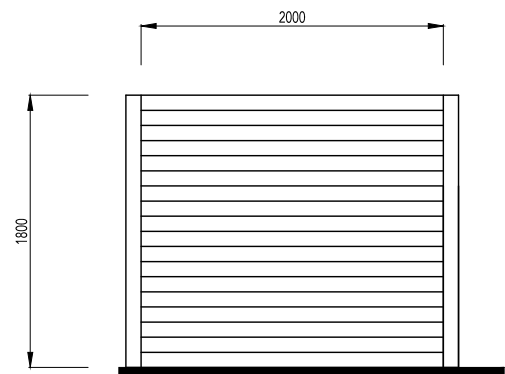
300mm High Trellis on 1500mm High Screen Wall

PLEASE NOTE:

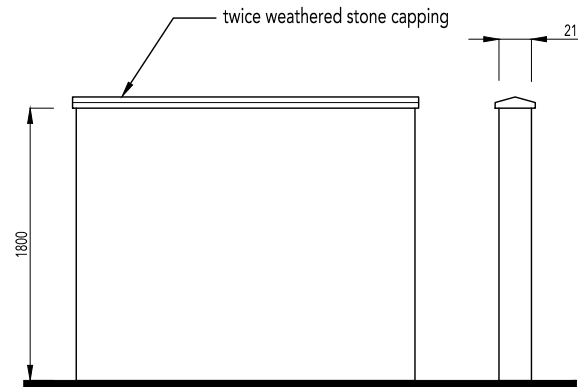
MATERIALS TO SCREEN WALLS & MASONRY PIERS TO BE INDICATED ON MATERIALS LAYOUT DRG NO: 0521-PH6-108.



Close Board Fence 1800mm High



Plot Division Panel Fence 1800mm High



1800mm High Screen Wall