

1. This drawing has been prepared in accordance with the scope of work as set out in the appointment with the client and is subject to the terms and conditions of that appointment. RPS accepts no liability for any use of this document other than by its client and only for the purposes for which it was prepared and provided.
 2. If received electronically it is the recipient's responsibility to print to correct scale. Only written dimensions should be used.

NOTES.

ALL DIMENSIONS ARE IN mm (U.N.O)
 GAPS UNDERNEATH GATES & FENCING ARE NOMINAL DUE TO GROUND LEVELS.

Materials.

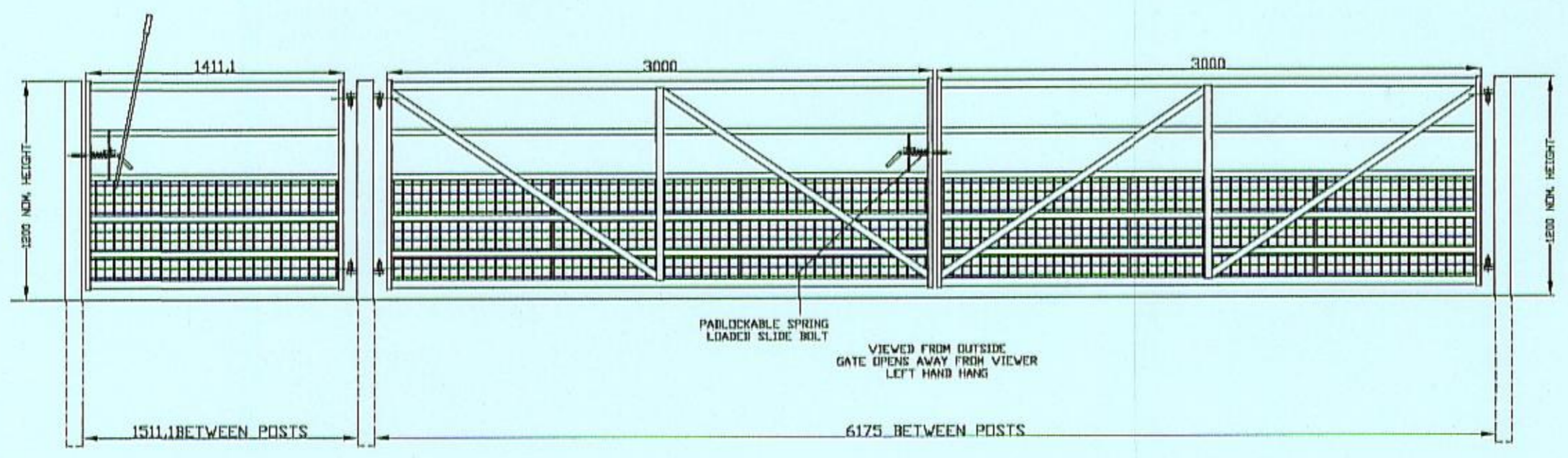

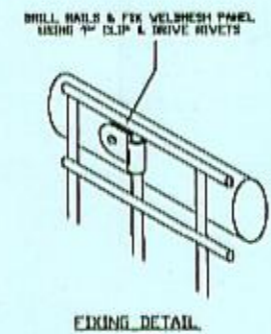
- GATE POSTS - Ø88.9 x 3.6 CHS
- RAILS - Ø42.4 x 2 CHS
- Ø32 x 1.5 CHS
- STILES - 50 x 25 RHS
- BRACE - 40 x 6 M.S. FLAT BAR

Finish.

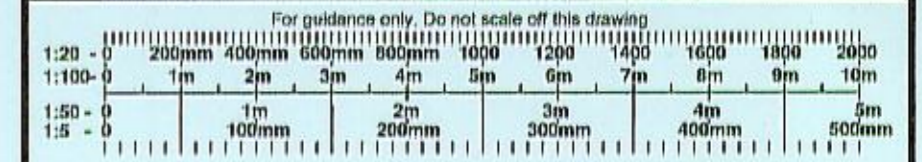
GALVANISED TO BS EN ISO 1461:1999
 POWDER COATED: IF REQUIRED

Notes:
 Data Information on Jackson Park Fencing
 Drawing Common
 Date Issued
 09/15
 17:25:00

**MESH FIXING DETAIL
 SCALE 1:1**



Revisions: _____ Date _____ Name _____



Highfield House, 5 Ridgeway, Quinton Business Park, Birmingham, B32 1AF.
 T 0121 2135500 F 0121 2135502 E rpsbm@rpsgroup.com W www.rpsgroup.com

Client: **Barratt West Midlands**

Project: **Longford Park, Banbury**

Title: **Access Gates**

Drawn: **RS & RF** Date: **02/10/15** Scale: **1:1 & 1:20**

Job No: **LPB** Drg No: **01** Rev: **-**

Architects Engineers Surveyors
 Landscape Architects Services Consultants