

NOTES:

All drawings to be read in conjunction with reference key & CISH notes drawing: AA2699C/4.1/295

Refer to dwgs AA2699C/ 4.1/ 099 - 019 for **Block Plan Setting Out**

Refer to elevation dwgs AA2699C/ 4.1/ 200 - 233 for **window schedule**

Refer to Door Schedule spread sheet for **internal door information**

Refer to dwgs
AA2699C/ 6.1/ 001 for **Ext Wall Types**
AA2699C/ 6.1/ 005 for **House Party Wall Types**
AA2699C/ 6.1/ 018 for **Flat Party Wall Types**
AA2699C/ 6.1/ 019 for **Int Wall Types**
AA2699C/ 6.1/ 017 - 024 for **Ext Wall Section Details**
AA2699C/ 6.1/ 020 - 024 for **Sub floor Details**
AA2699C/ 6.1/ 030 - 047 for **Type 1 Details**
AA2699C/ 6.1/ 050 - 067 for **Type 3 Details**
AA2699C/ 6.1/ 070 - 078 for **Type 7 Details**
AA2699C/ 6.1/ 090 - 097 for **Type 8 Details**

Refer to dwgs
AA2699C/ 9.1/ 001 - 026 for **Bathroom Layouts**

AA2699C/ 7.1/ 001 - 013 for Staircase Details

Refer to A2Dominion Finishes Specification for **finishes**

All dims to structure unless otherwise stated. For overall finish dims, refer to wall types and wall type dwgs above (6.1 series)

All movement joints TBC by SE

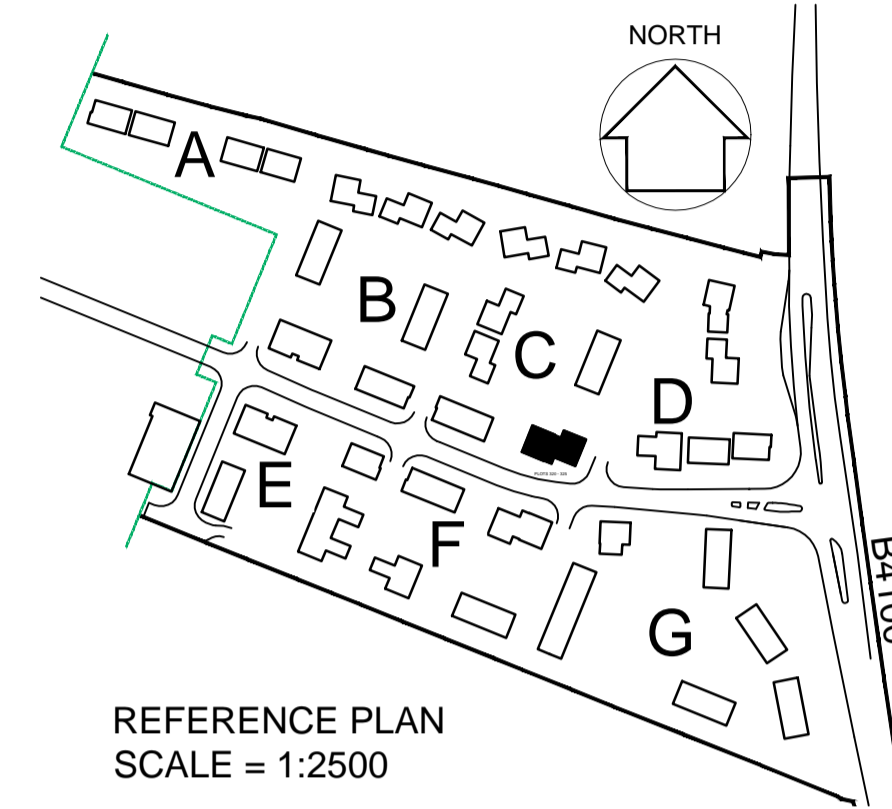
Where indicated, RWP's to be located 327.5mm (one and a half bricks) from edge of building, or on party wall line, unless otherwise dimensioned

		REVIEWED	
		PRELIMINARY	STATUS
FOR COMMENT		A	
FOR CONSTRUCTION		B	
SIGNED		C	
DATE			

notes	
- The contractor is responsible for checking dimensions, tolerances and references. Any discrepancy to be verified with the Architect before proceeding with the works.	
- Where an item is covered by drawings to different scales the larger scale drawing is to be worked to.	
- Do not scale drawing. Figured dimensions to be worked to in all cases.	
CDM Regulations 2007	
ALL current drawings and specifications for the project must be read in conjunction with the Designer's Hazard and Environmental Assessment Record.	

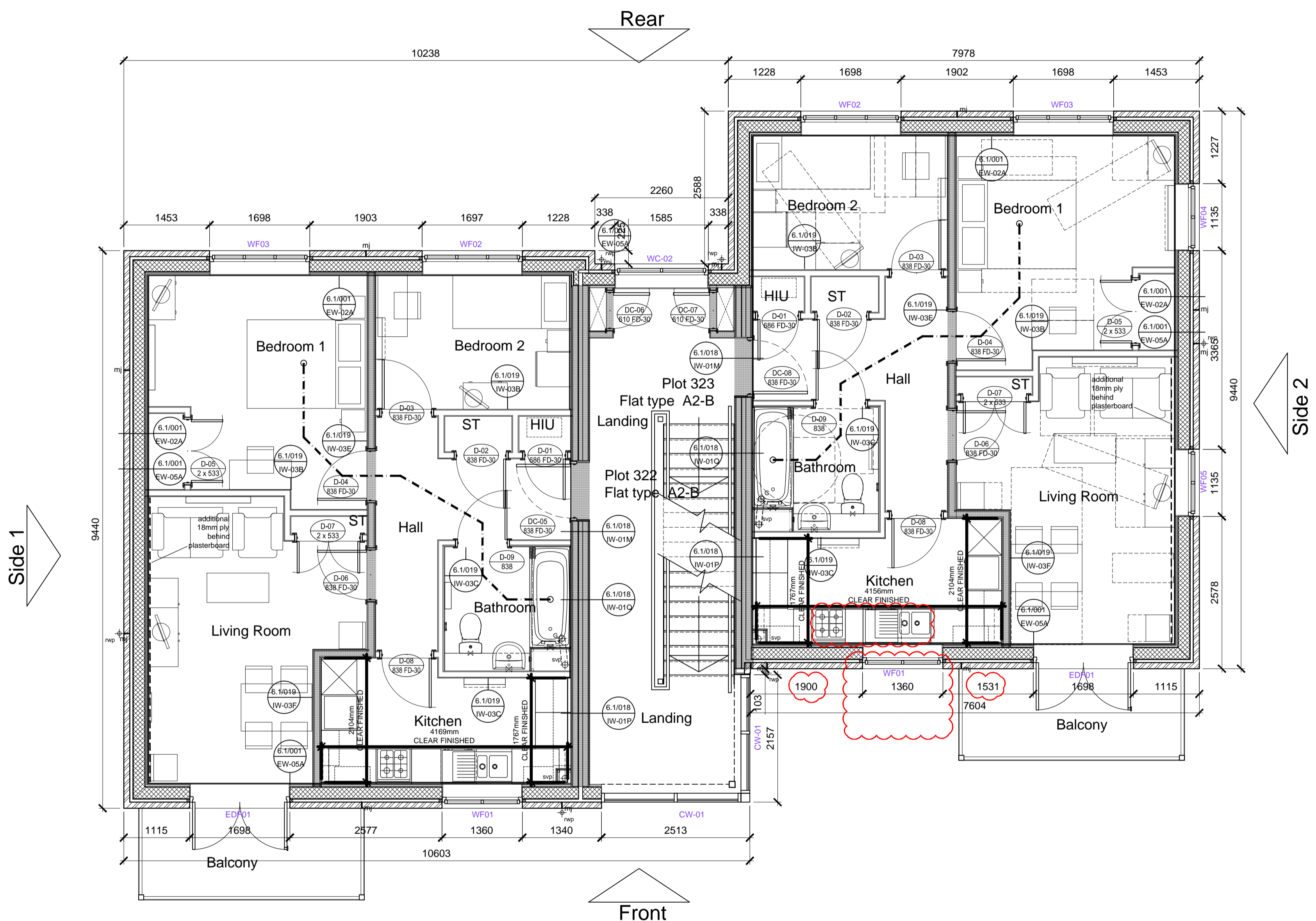
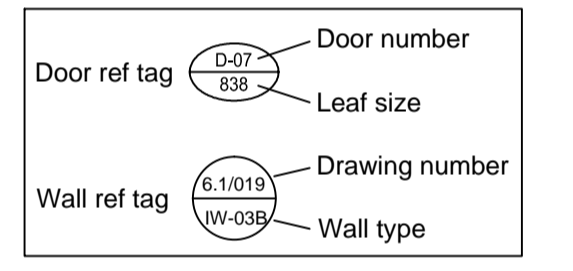
Notes:
For elevations please refer to drawing AA2699C/4.1/211

All drawings to be read in conjunction with reference key & CISH notes drawing: AA2699C/4.1/295



REFERENCE KEY

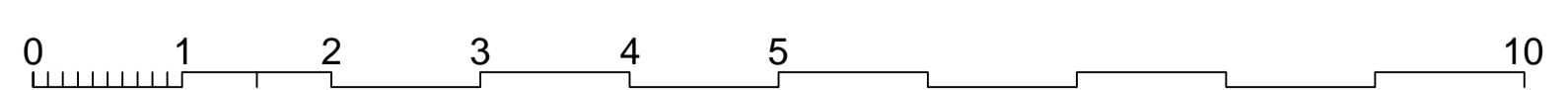
ELEVATION TYPE	B	13	15	7	10
PRINCIPLE WALL MATERIALS	BERNSTONE	RENDER	TIMBER	BRICK	
PRINCIPLE ROOF MATERIAL	SLATE	BERNSTONE	OTHER		
TENURE	PRIVATE	R/G	RENTAL		
VENTILATION STRATEGY	MIX	M/HR			
WINDOW TRICKLE VENTS	YES	NO			
FUTURE LOFT ADAPTATION	YES	NO			
ROOF FORM	LINEAR	GABLE	FLAT		
PV TYPE	INTEGRATED	INLAY PANEL	SURFACE FIX		



FIRST FLOOR

TYPE - 7
WALLS - Render + timber cladding blocks to 1st & 2nd floor
ROOF - Flat

Note
Internal dimension and details of plot 323 are similar as plot 322 but to opposite hand



29-01-15	F	Drawing updated in line with latest WDH comments. Window locations amended to comply with ADR Part B + sink/ cooker location amended to suit Movement joint note added as clouded. CL/RS
09-09-13	E	Drawing updated to reflect signed off layout. Dims 1-50 frozen (to be updated later). JW/MD/B
29-04-13	D	Reference key added; minor adjustments as bubbled DGH/JW
04-04-13	C	Internal dims added, door refs added, load bearing walls shown; window ref.s amended; DGH/JW
25-03-13	B	Window & door refs. added; loft hatches added; Dimensions added DGH/JW
22-01-13	A	Minor amendments status changed to planning DGH/JW

date	rev	revision/author/checker
------	-----	-------------------------

purpose of issue	
CONSTRUCTION	
project	
BICESTER ECO TOWN EXEMPLAR SITE PHASE 1	
drawing	
GA 1ST. FLOOR PLAN PLOTS 320 -325	

drawing no	AA2699C/4.1/311-2	rev	F
drawn	ILA	checked	MDB
scale @ A1	1:50	date	JAN 2013