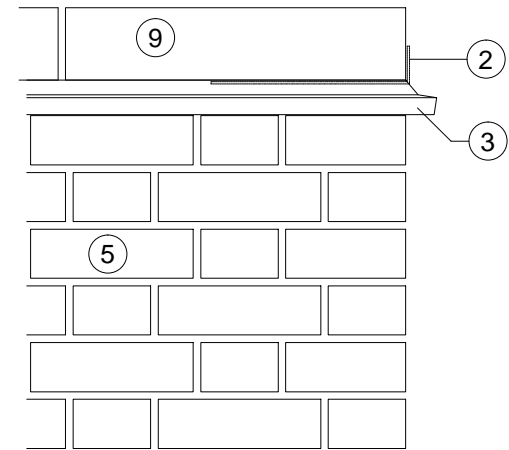
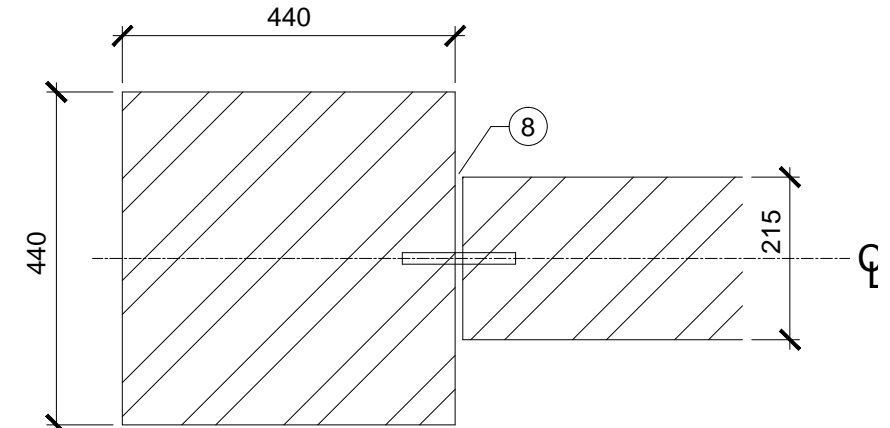


CDM Regulations 2007
 ALL current drawings and specifications for the project must be read in conjunction with the Designer's Hazard and Environmental Assessment Record.

notes
 - The contractor is responsible for checking dimensions, tolerances and references.
 - Any discrepancy to be verified with the Architect before proceeding with the works.
 - Where an item is covered by drawings to different scales the larger scale drawing is to be worked to.
 - Do not scale drawing. Figured dimensions to be worked to in all cases.



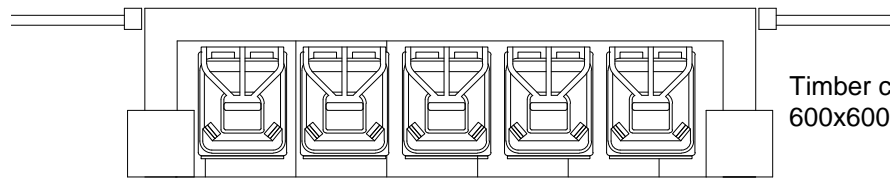
Part Elevation



440x440mm pier located at ends of walls where indicated on drawings

Plan of Pier and Wall

WILLMOTT DIXON HOUSING	
REVIEWED	
PRELIMINARY	STATUS
FOR COMMENT	A
FOR CONSTRUCTION	B
SIGNED	C
DATE	



Timber close boarded fence set in line with rear of brick enclosure
 600x600 PC slabs as base

Typical refuse set-down layout
 1:50

1. FL quality brickwork on edge coping in 1:0.25:3 cement:lime:sand mortar with flush joints. Brickwork above/ below DPC to be Ibstock Capital Multi Red Stock to match facing brick used on houses.
2. 2 No. Galvanised mild steel cramps, once bent and set into mortar to form stop ends.
3. 2 courses of tile creasing with staggered joints in 1:0.25:3 cement:lime:sand mortar. Creasing tiles to be Dreadnought Tiles "Blue Brindle".
4. Broken tile inserts.
5. FL quality face brickwork laid in Flemish bond in 1:1:6 cement:lime:sand mortar with flush joints. Brickwork above/ below DPC to be Ibstock Capital Multi Red Stock to match facing brick used on houses.
6. FL quality brickwork laid in Flemish bond in 1:0.25:3 cement:lime:sand mortar with flush joints. Brickwork above/ below DPC to be Ibstock Capital Multi Red Stock to match facing brick used on houses.
7. Foundations shown indicative. See structural engineers details for type, width, levels, etc.
8. Expansion joint frequency & size: Clancy to advise
9. 1/2 round concrete ridge tile fully bedded on to tile creasing. Half round ridge tiles to be Dreadnought Tiles "Blue Brindle" colour.

date	rev	revision/author/checker
24.05.2012	-	First issue; jsw
08.04.2015	A	Updated to WDH comments. Issued for construction. DB/CL

drawn JW	project NW BICESTER EXEMPLAR DEVELOPMENT	purpose of issue CONSTRUCTION
checked MDB	drawing Boundary treatments - Walling	drawing no AA2699C/1.3/50
scale @ A3 1:10	date Feb 2012	rev A
PRP Architects © 10 Lindsey Street Smithfield London EC1A 9HP T +44 (0)20 7653 1200 F +44 (0)20 7653 1201 lon.prp@prparchitects.co.uk		

