

SHEET 1

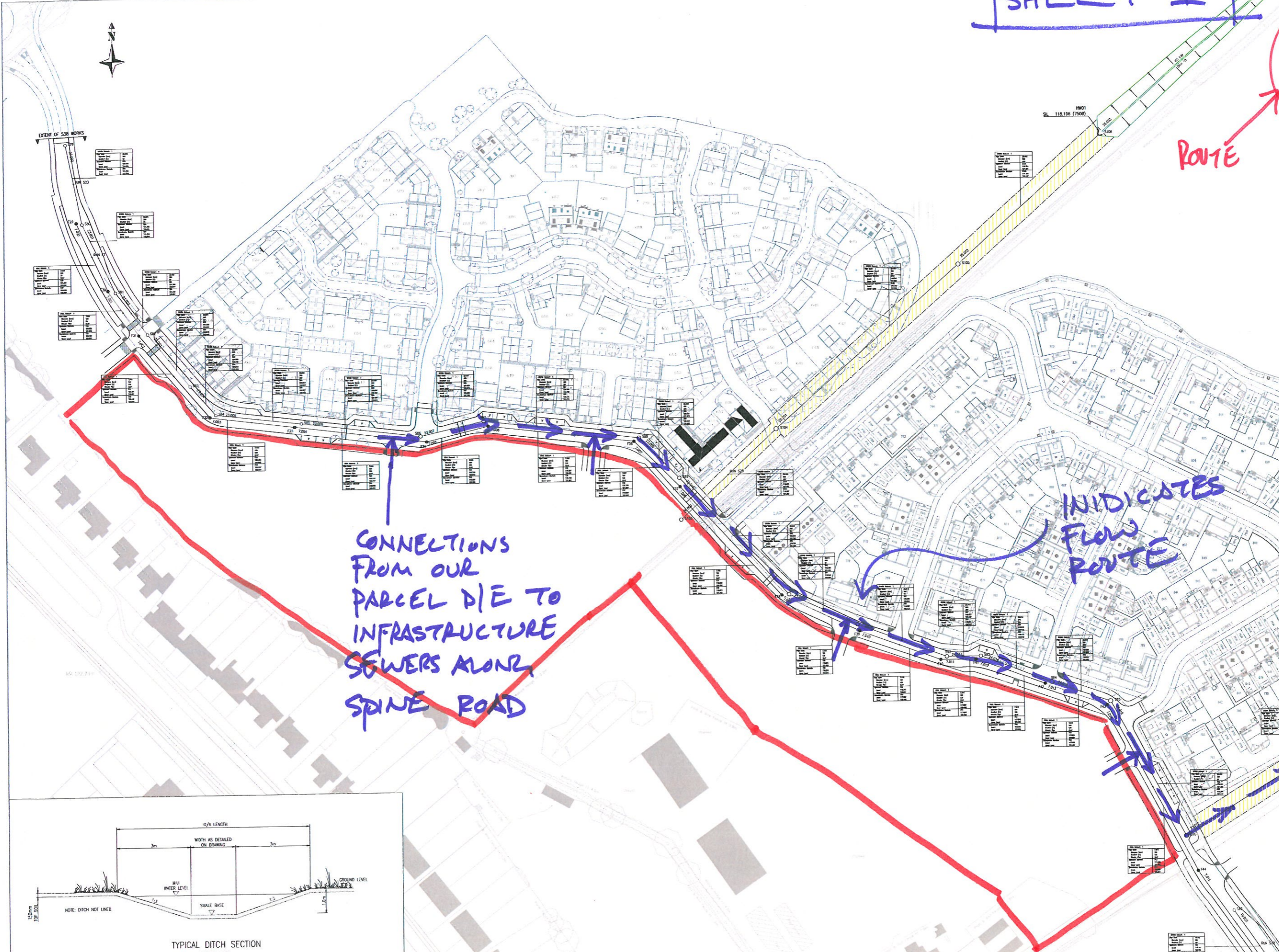


- GENERAL NOTES**
- DO NOT SCALE THIS DRAWING.
 - THIS DRAWING IS TO BE READ IN CONJUNCTION WITH ALL OTHER RELEVANT ENGINEERS, ARCHITECTS AND SPECIALIST DESIGN DRAWINGS AND DETAILS.
 - ALL DIMENSIONS ARE IN METRES UNLESS NOTED OTHERWISE. ALL LEVELS ARE IN METRES UNLESS NOTED OTHERWISE.
 - ANY DISCREPANCIES NOTED ON SITE ARE TO BE REPORTED TO THE ENGINEER IMMEDIATELY.
 - ALL DRAINAGE WORKS SHALL BE CARRIED OUT IN ACCORDANCE WITH SEWERS FOR ADOPTION 6TH EDITION.
 - THE CONTRACTOR SHALL CHECK ALL TIE-INS FOR LINE AND LEVEL WITH EXISTING BEFORE COMMENCING ANY WORKS. THE ENGINEER SHALL BE NOTIFIED IMMEDIATELY IN WRITING, SHOULD ANY ERRORS BE FOUND.
 - IT IS THE RESPONSIBILITY OF THE CONTRACTOR TO LOCATE ANY SERVICE APPARATUS IN THE VICINITY OF THE WORKS. THE CLIENT WILL ACCEPT NO CLAIMS WHATSOEVER IN RESPECT OF ANY LOSSES OR DAMAGE CAUSED IN RESPECT OF SUCH APPARATUS, HOWEVER CAUSED.
 - IT IS THE RESPONSIBILITY OF THE CONTRACTOR TO EXECUTE THE WORKS AT ALL TIMES IN STRICT ACCORDANCE WITH THE REQUIREMENTS OF THE HEALTH AND SAFETY AT WORK ACT 1974, AND THE C.D.M. REGULATIONS 2007. THE CONTRACTOR WILL BE DEEMED TO HAVE ALLOWED FOR FULL COMPLIANCE, INCLUDING FULL LIAISON WITH THE COM. CO-ORDINATOR, WITHIN HIS RATES.
 - THE CONTRACTOR IS RESPONSIBLE FOR ENSURING THAT ALL WORKS ARE TO THE SATISFACTION OF THE ENGINEER, AND SHALL BE DEEMED TO HAVE INCLUDED WITHIN HIS RATES FOR ANY NECESSARY TESTING.
 - THE CONTRACTOR WILL BE RESPONSIBLE FOR PROVIDING ALL NECESSARY DE-WATERING AND TRENCH SUPPORT TO EXECUTE THE WORKS IN A SATISFACTORY MANNER, AND SHALL BE DEEMED TO HAVE ALLOWED FOR THE SAME WITHIN HIS RATES.
 - ALL BURED CONCRETE PRODUCTS AND MORTAR SHALL BE MADE USING SULPHATE RESISTING CEMENT.
 - ALL MATERIALS FOR USE IN THE CONTRACT MUST BE BS KITEMARKED.
 - ALL LIFTING EYES IN P.C.C. PRODUCTS SHALL BE POINTED SMOOTH AFTER FORMING.
 - FOR HIGHWAY & DRAINAGE LONGITUDINAL SECTIONS REFER TO DRAWING NO. 20488_02_01 TO 05.

KEY

- FOUL DRAINAGE FOR NEXT SECTION 104 PHASE
- SURFACE DRAINAGE FOR NEXT SECTION 104 PHASE
- ADOPTABLE SURFACE WATER APPROVED IN PREVIOUS SECTION 104.
- ADOPTABLE FOUL WATER APPROVED IN PREVIOUS SECTION 104.
- INDICATIVE SURFACE DRAINAGE TO BE OFFERED FOR SECTION 104 IN FUTURE PHASES.
- INDICATIVE FOUL DRAINAGE TO BE OFFERED FOR SECTION 104 IN FUTURE PHASES.
- SURFACE DRAINAGE TO BE OFFERED FOR MAINTENANCE BY OCC.
- SEWER EASEMENT

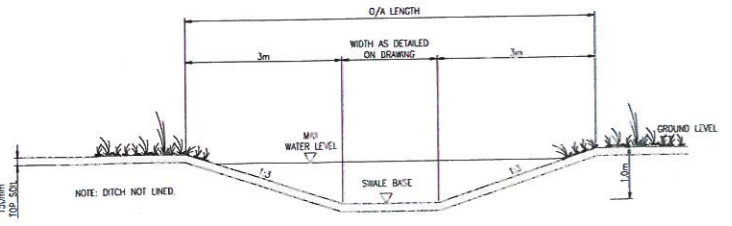
LONGFORD PARK BODICOTE BANBURY			
PHASE 2 PARCEL B SECTION 104 AGREEMENT PLAN SHEET 2 OF 4			
CLIENT: BARRATT HOMES, BOVIS HOMES TAYLOR WIMPEY			
DRAWING NUMBER: 20488_02_070_102			
REVISION: B	SCALE: A0	DATE: 12.09.14	SCALE: 1:500
DESIGNER: KA	CHECKED: KM	DATE: 12.09.14	SCALE: 1:500
FOR INFORMATION / APPROVAL			
M-EC			



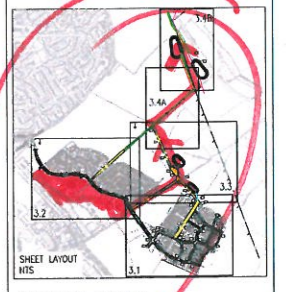
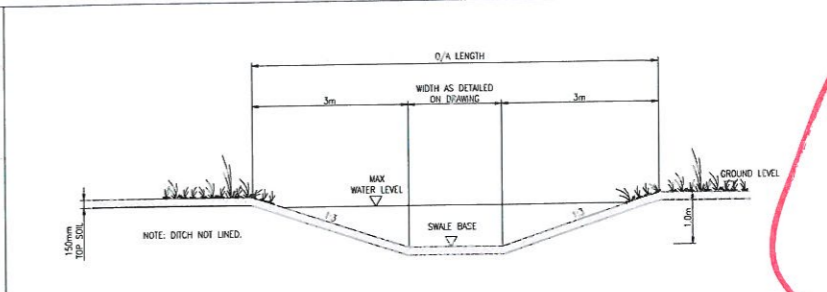
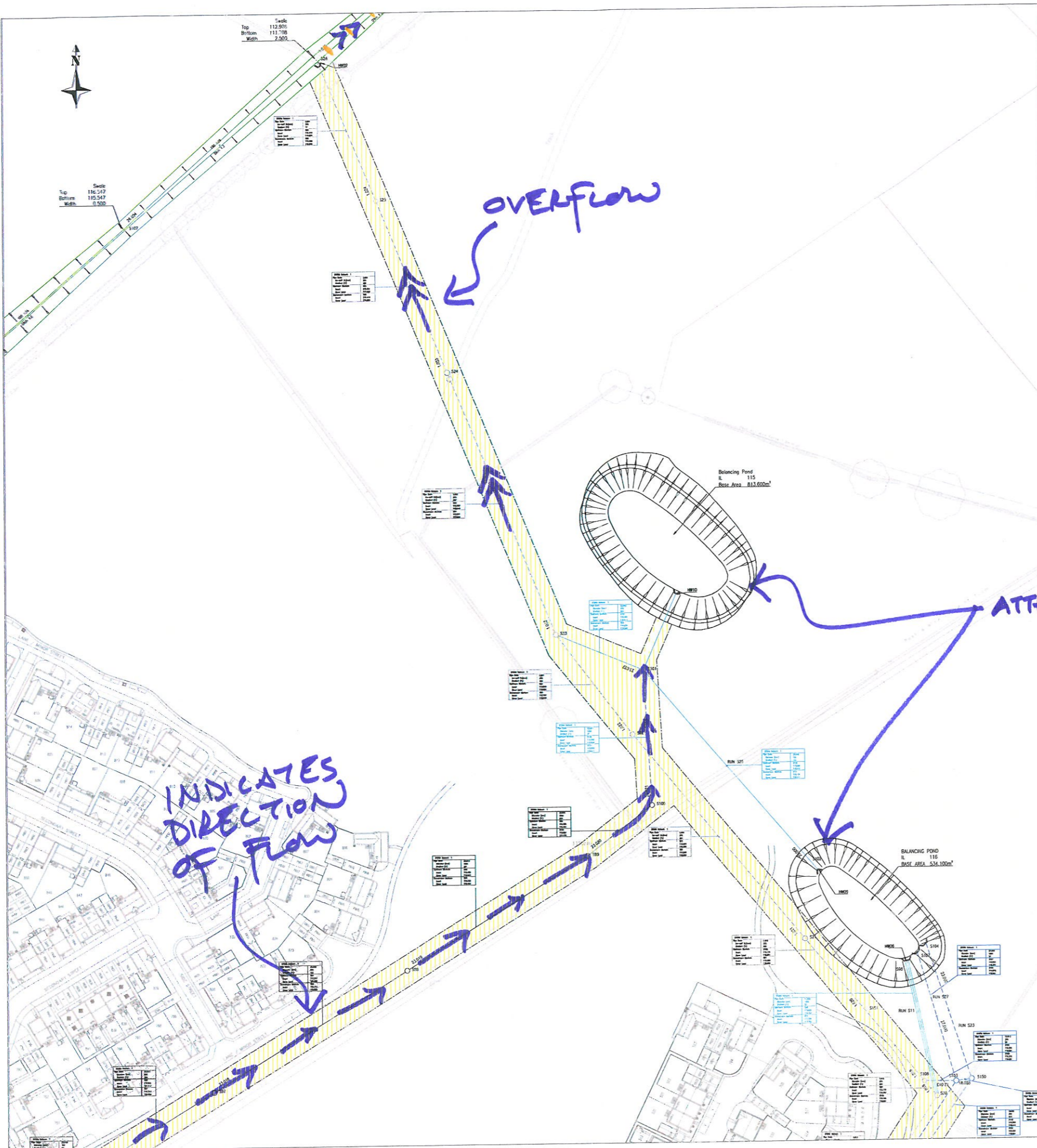
CONNECTIONS FROM OUR PARCEL D/E TO INFRASTRUCTURE SEWERS ALONG SPINE ROAD

INDICATES FLOW ROUTE

ROUTE



TYPICAL DITCH SECTION
SCALE 1:50



- GENERAL NOTES.**
- DO NOT SCALE THIS DRAWING.
- THIS DRAWING IS TO BE READ IN CONJUNCTION WITH ALL OTHER RELEVANT ENGINEERS, ARCHITECTS AND SPECIALIST DESIGN DRAWINGS AND DETAILS.
 - ALL DIMENSIONS ARE IN METRES UNLESS NOTED OTHERWISE. ALL LEVELS ARE IN METRES UNLESS NOTED OTHERWISE.
 - ANY DISCREPANCIES NOTED ON SITE ARE TO BE REPORTED TO THE ENGINEER IMMEDIATELY.
 - ALL DRAINAGE WORKS SHALL BE CARRIED OUT IN ACCORDANCE WITH SEWERS FOR ADOPTION 6TH EDITION.
 - THE CONTRACTOR SHALL CHECK ALL TIE-INS FOR LINE AND LEVEL WITH EXISTING BEFORE COMMENCING ANY WORKS. THE ENGINEER SHALL BE NOTIFIED IMMEDIATELY IN WRITING SHOULD ANY ERRORS BE FOUND.
 - IT IS THE RESPONSIBILITY OF THE CONTRACTOR TO LOCATE ANY SERVICE APPARATUS IN THE VICINITY OF THE WORKS. THE CLIENT WILL ACCEPT NO CLAIMS WHATSOEVER IN RESPECT OF ANY LOSSES OR DAMAGE CAUSED IN RESPECT OF SUCH APPARATUS, HOWEVER CAUSED.
 - IT IS THE RESPONSIBILITY OF THE CONTRACTOR TO EXECUTE THE WORKS AT ALL TIMES IN STRICT ACCORDANCE WITH THE REQUIREMENTS OF THE HEALTH AND SAFETY AT WORK ACT 1974, AND THE C.D.M. REGULATIONS 2007. THE CONTRACTOR WILL BE DEEMED TO HAVE ALLOWED FOR FULL COMPLIANCE, INCLUDING FULL LIQUOR WITH THE CDM CO-ORDINATOR, WITHIN HIS RATES.
 - THE CONTRACTOR IS RESPONSIBLE FOR ENSURING THAT ALL WORKS ARE TO THE SATISFACTION OF THE ENGINEER, AND SHALL BE DEEMED TO HAVE INCLUDED WITHIN HIS RATES FOR ANY NECESSARY TESTING.
 - THE CONTRACTOR WILL BE RESPONSIBLE FOR PROVIDING ALL NECESSARY DE-WATERING AND TRENCH SUPPORT TO EXECUTE THE WORKS IN A SATISFACTORY MANNER, AND SHALL BE DEEMED TO HAVE ALLOWED FOR THE SAME WITHIN HIS RATES.
 - ALL BURRED CONCRETE PRODUCTS AND MORTAR SHALL BE MADE USING SULPHATE RESISTING CEMENT.
 - ALL MATERIALS FOR USE IN THE CONTRACT MUST BE BS KITE-MARKED.
 - ALL LIFTING EYES IN P.C.C. PRODUCTS SHALL BE POINTED SMOOTH AFTER FORMING.
 - FOR HIGHWAY & DRAINAGE LONGITUDINAL SECTIONS REFER TO DRAWING NO. 20488_02_01 TO 06.

SHEET 2
1:06.7m

ROUTE

OVERFLOW

ATTENUATION BASINS

INDICATES DIRECTION OF FLOW

KEY

- FOUL DRAINAGE FOR NEXT SECTION 104 PHASE
- SURFACE DRAINAGE FOR NEXT SECTION 104 PHASE
- ADOPTABLE SURFACE WATER APPROVED IN PREVIOUS SECTION 104.
- ADOPTABLE FOUL WATER APPROVED IN PREVIOUS SECTION 104.
- INDICATIVE SURFACE DRAINAGE TO BE OFFERED FOR SECTION 104 IN FUTURE PHASES.
- INDICATIVE FOUL DRAINAGE TO BE OFFERED FOR SECTION 104 IN FUTURE PHASES.
- SURFACE DRAINAGE TO BE OFFERED FOR MAINTENANCE BY GZ.
- SEWER EASEMENT

NO.	DATE	DESCRIPTION	BY	CHKD
1	12.09.14	ISSUED FOR TENDER	KA	AC
2	12.09.14	REVISED	KA	AC

PROJECT: LONGFORD PARK BODICOTE BANBURY

PHASE 2 PARCEL B SECTION 104 AGREEMENT PLAN SHEET 3 OF 4

CLIENT: BARRATT HOMES, BOVIS HOMES TAYLOR WIMPEY

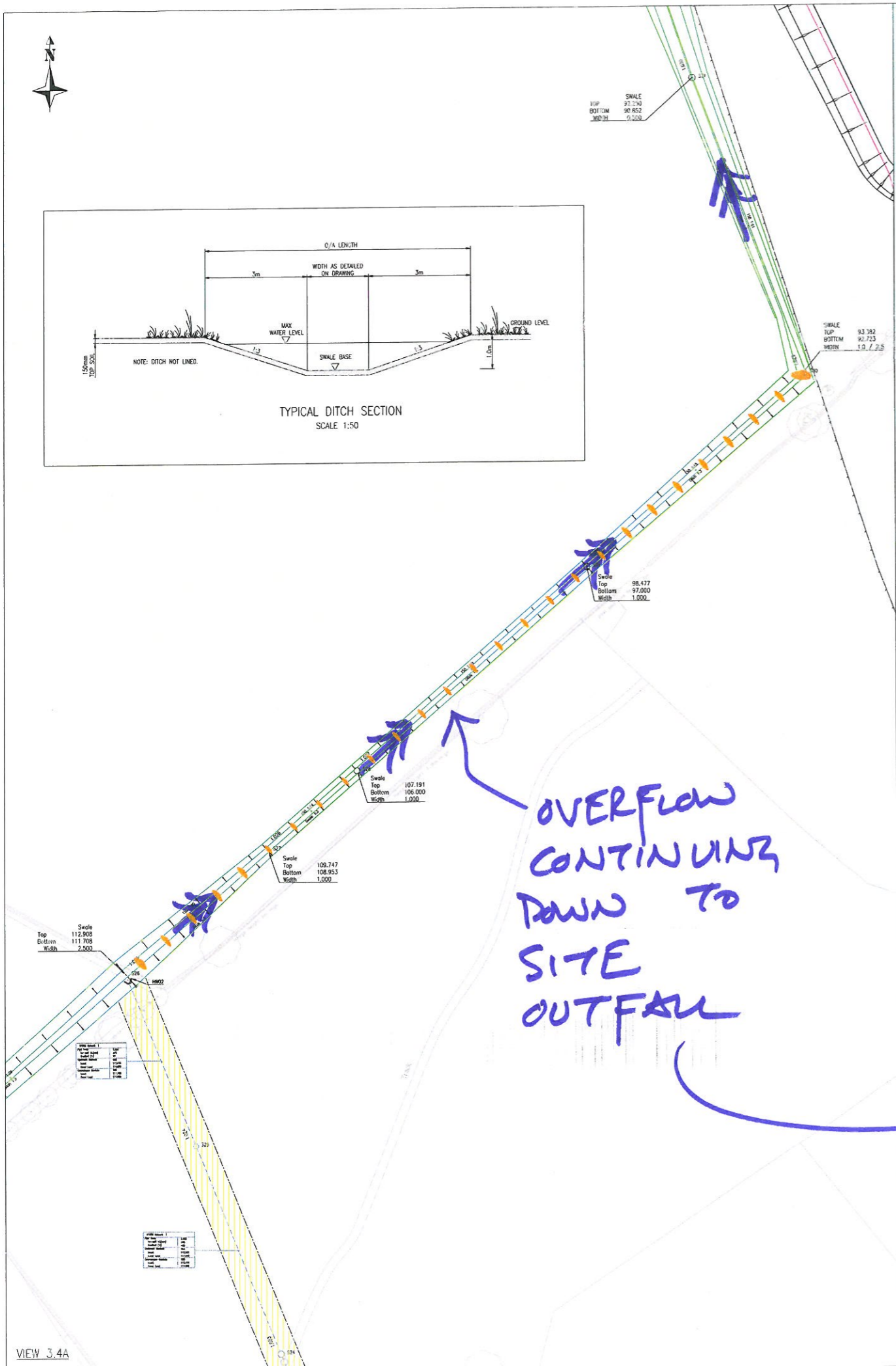
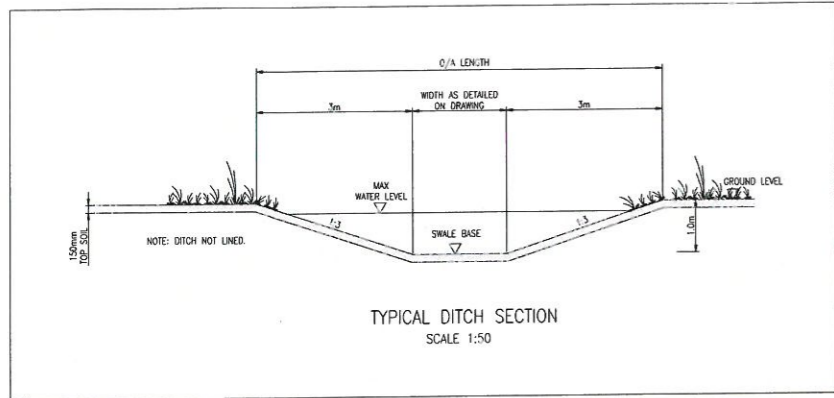
DRAWING NUMBER: 20488_02_070_10.3

SCALE: B A0 1:500

DATE: KA KM 12.09.14

FOR INFORMATION / APPROVAL

MEC



VIEW 3.4A

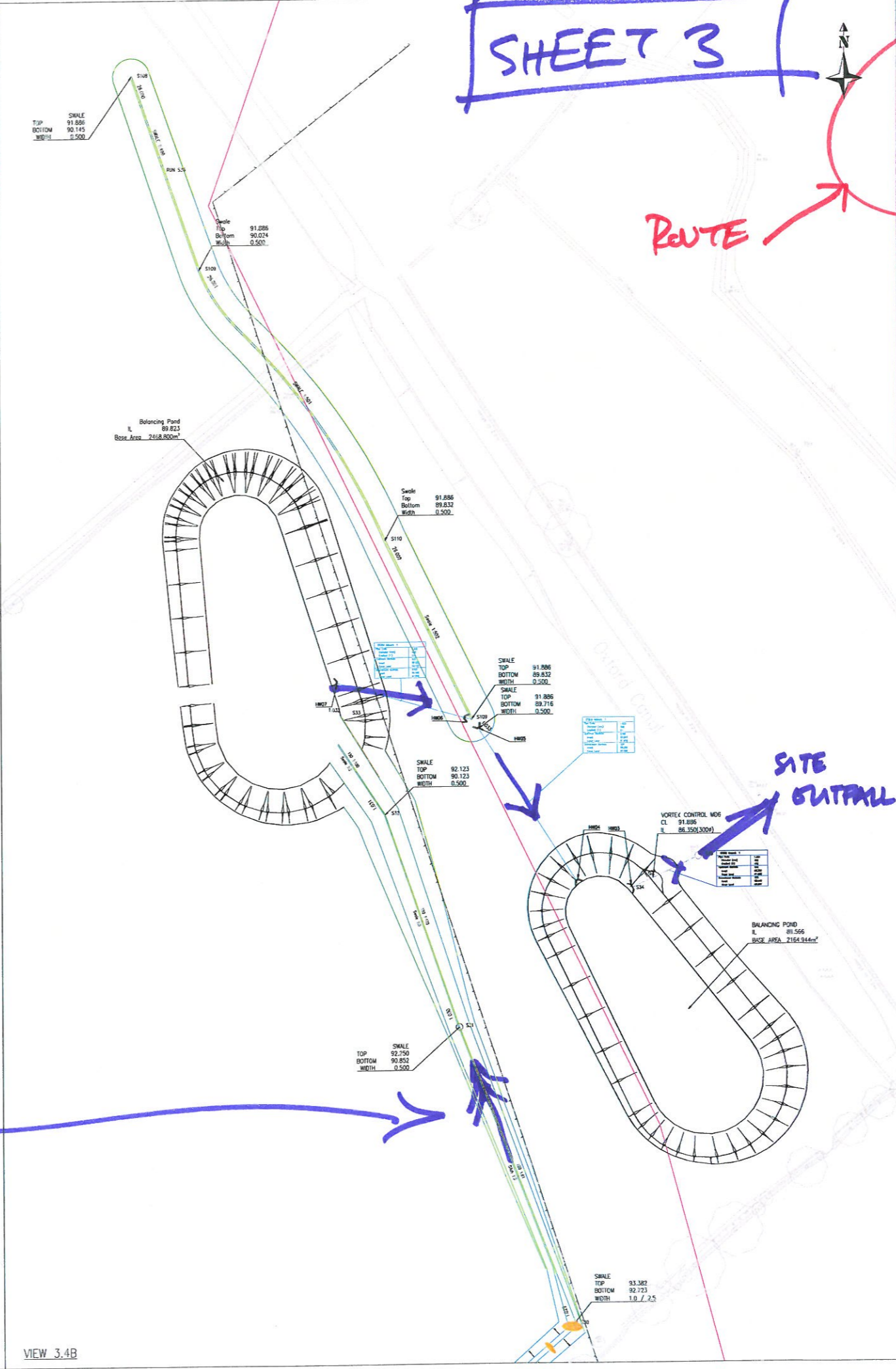
SHEET 3



- GENERAL NOTES**
- DO NOT SCALE THIS DRAWING.
 - THIS DRAWING IS TO BE READ IN CONJUNCTION WITH ALL OTHER RELEVANT ENGINEERS, ARCHITECTS AND SPECIALIST DESIGN DRAWINGS AND DETAILS.
 - ALL DIMENSIONS ARE IN METRES UNLESS NOTED OTHERWISE. ALL LEVELS ARE IN METRES UNLESS NOTED OTHERWISE.
 - ANY DISCREPANCIES NOTED ON SITE ARE TO BE REPORTED TO THE ENGINEER IMMEDIATELY.
 - ALL DRAINAGE WORKS SHALL BE CARRIED OUT IN ACCORDANCE WITH SEWERS FOR ADOPTION 6TH EDITION.
 - THE CONTRACTOR SHALL CHECK ALL TIE-INS FOR LINE AND LEVEL WITH EXISTING BEFORE COMMENCING ANY WORKS. THE ENGINEER SHALL BE NOTIFIED IMMEDIATELY IN WRITING, SHOULD ANY ERRORS BE FOUND.
 - IT IS THE RESPONSIBILITY OF THE CONTRACTOR TO LOCATE ANY SURFACE APPARATUS IN THE VICINITY OF THE WORKS. THE CLIENT WILL ACCEPT NO CLAIMS WHATSOEVER IN RESPECT OF ANY LOSSES OR DAMAGE CAUSED IN RESPECT OF SUCH APPARATUS, HOWEVER CAUSED.
 - IT IS THE RESPONSIBILITY OF THE CONTRACTOR TO EXECUTE THE WORKS AT ALL TIMES IN STRICT ACCORDANCE WITH THE REQUIREMENTS OF THE HEALTH AND SAFETY AT WORK ACT 1974, AND THE CDM REGULATIONS 2007. THE CONTRACTOR WILL BE DEEMED TO HAVE ALLOWED FOR FULL COMPLIANCE, INCLUDING FULL LIAISON WITH THE CDM CO-ORDINATOR, WITH HIS RATES.
 - THE CONTRACTOR IS RESPONSIBLE FOR ENSURING THAT ALL WORKS ARE TO THE SATISFACTION OF THE ENGINEER, AND SHALL BE DEEMED TO HAVE INCLUDED WITHIN HIS RATES FOR ANY NECESSARY TESTING.
 - THE CONTRACTOR WILL BE RESPONSIBLE FOR PROVIDING ALL NECESSARY DE-WATERING AND TRUSSING SUPPORT TO EXECUTE THE WORKS IN A SATISFACTORY MANNER, AND SHALL BE DEEMED TO HAVE ALLOWED FOR THE SAME WITHIN HIS RATES.
 - ALL BLENDED CONCRETE PRODUCTS AND MORTAR SHALL BE MADE USING SULPHATE RESISTING CEMENT.
 - ALL MATERIALS FOR USE IN THE CONTRACT MUST BE BS KITEMARKED.
 - ALL LIFTING EYES IN P.C.C. PRODUCTS SHALL BE POINTED SMOOTH AFTER FORMING.
 - FOR HIGHWAY & DRAINAGE LONGITUDINAL SECTIONS REFER TO DRAWING NO. 20488_02_01 TO 08.

KEY

	FOUL DRAINAGE FOR NEXT SECTION 104 PHASE
	SURFACE DRAINAGE FOR NEXT SECTION 104 PHASE
	ADAPTABLE SURFACE WATER APPROVED IN PREVIOUS SECTION 104.
	ADAPTABLE FOUL WATER APPROVED IN PREVIOUS SECTION 104.
	INDICATE SURFACE DRAINAGE TO BE OFFERED FOR SECTION 104 IN FUTURE PHASES.
	INDICATE FOUL DRAINAGE TO BE OFFERED FOR SECTION 104 IN FUTURE PHASES.
	SURFACE DRAINAGE TO BE OFFERED FOR MAINTENANCE BY OCC.
	SEWER EASEMENT



VIEW 3.4B

PROJECT	LONGFORD PARK BODICOTE BANBURY		
AGREEMENT TYPE	PHASE 2 PARCEL B SECTION 104 AGREEMENT PLAN SHEET 4 OF 4		
CLIENT	BARRATT HOMES, BOVIS HOMES TAYLOR WIMPEY		
DRAWING NUMBER	20488_02_070_10.4		
DATE	B	A0	SCALE 1:500
DESIGNER	KA	KM	DATE 12.09.14
STATUS	FOR INFORMATION / APPROVAL		