

GENERAL NOTES.

- DO NOT SCALE THIS DRAWING.
- THIS DRAWING IS TO BE READ IN CONJUNCTION WITH ALL OTHER RELEVANT ENGINEERS, ARCHITECTS AND SPECIALIST DESIGN DRAWINGS AND DETAILS.
- ALL DIMENSIONS ARE IN METRES UNLESS NOTED OTHERWISE. ALL LEVELS ARE IN METRES UNLESS NOTED OTHERWISE.
- ANY DISCREPANCIES NOTED ON SITE ARE TO BE REPORTED TO THE ENGINEER IMMEDIATELY.
- THE CONTRACTOR SHALL CHECK ALL TIE-INS FOR LINE AND LEVEL WITH EXISTING BEFORE COMMENCING ANY WORKS. THE ENGINEER SHALL BE NOTIFIED IMMEDIATELY IN WRITING, SHOULD ANY ERRORS BE FOUND.
- IT IS THE RESPONSIBILITY OF THE CONTRACTOR TO LOCATE ANY SERVICE APPARATUS IN THE VICINITY OF THE WORKS. THE CLIENT WILL ACCEPT NO CLAIMS WHATSOEVER IN RESPECT OF ANY LOSSES OR DAMAGE CAUSED IN RESPECT OF SUCH APPARATUS, HOWEVER CAUSED.
- IT IS THE RESPONSIBILITY OF THE CONTRACTOR TO EXECUTE THE WORKS AT ALL TIMES IN STRICT ACCORDANCE WITH THE REQUIREMENTS OF THE HEALTH AND SAFETY AT WORK ACT 1974, AND THE C.D.M. REGULATIONS 2007. THE CONTRACTOR WILL BE DEEMED TO HAVE ALLOWED FOR FULL COMPLIANCE, INCLUDING FULL LIAISON WITH THE CDM CO-ORDINATOR, WITHIN HIS RATES.
- THE CONTRACTOR IS RESPONSIBLE FOR ENSURING THAT ALL WORKS ARE TO THE SATISFACTION OF THE ENGINEER, AND SHALL BE DEEMED TO HAVE INCLUDED WITHIN HIS RATES FOR ANY NECESSARY TESTING.
- THE CONTRACTOR WILL BE RESPONSIBLE FOR PROVIDING ALL NECESSARY DE-WATERING AND TRENCH SUPPORT TO EXECUTE THE WORKS IN A SATISFACTORY MANNER, AND SHALL BE DEEMED TO HAVE ALLOWED FOR THE SAME WITHIN HIS RATES.
- ALL TACTILE PAVING TILE ARRANGEMENTS SHALL BE LAID WITH THE MODULES IN LINE WITH THE CROSSING AND MUST BE AGREED WITH THE HIGHWAY AUTHORITY PRIOR TO LAYING.
- ALL BURIED CONCRETE PRODUCTS AND MORTAR SHALL BE MADE USING SULPHATE RESISTING CEMENT.

A	ROAD LAYOUT AND DRAINAGE UPDATED IN LINE WITH NEW REVISED LAYOUT.	KA	KM	10.10.14
REV:	AMENDMENTS.	DRN	CHK:	DATE:

PROJECT: **LONGFORD PARK BODICOTE BANBURY**

DRAWING TITLE: **PHASE 2 - SPINE ROAD & PARCEL B ADOPTABLE SURFACING AND KERBING SHEET 1 OF 2**

CLIENT: **BARRATT HOMES, BOVIS HOMES TAYLOR WIMPEY**

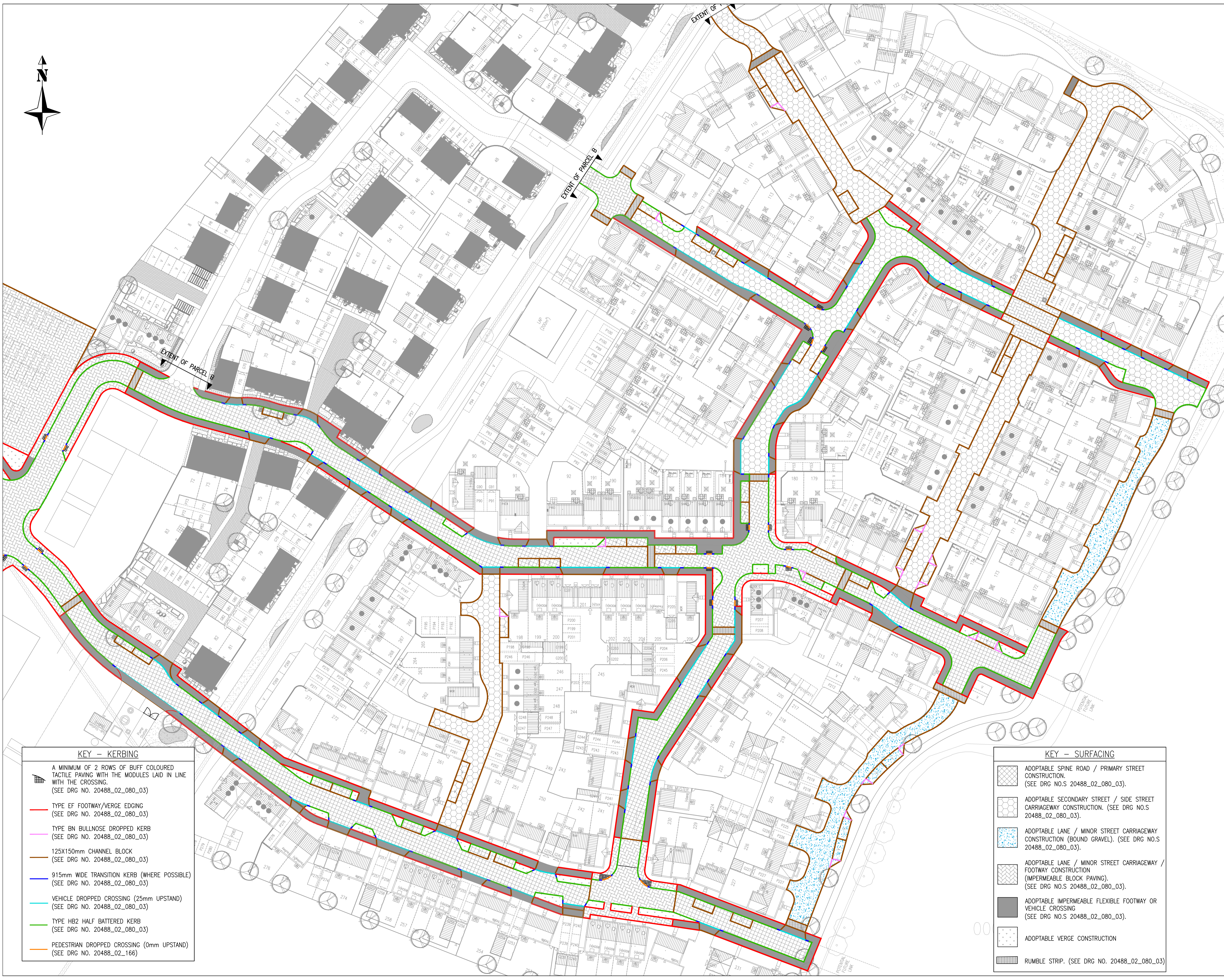
DRAWING NUMBER: **20488_02_060_011**

REVISION: A	SHEET SIZE: A1	SCALE: 1:500
DRAWN BY: KA	CHECKED BY: KM	DATE: 29.08.14

STATUS: **TENDER**



ORDNANCE SURVEY © CROWN COPYRIGHT 2014. ALL RIGHTS RESERVED. LICENCE NUMBER 100022432.



KEY -- KERBING

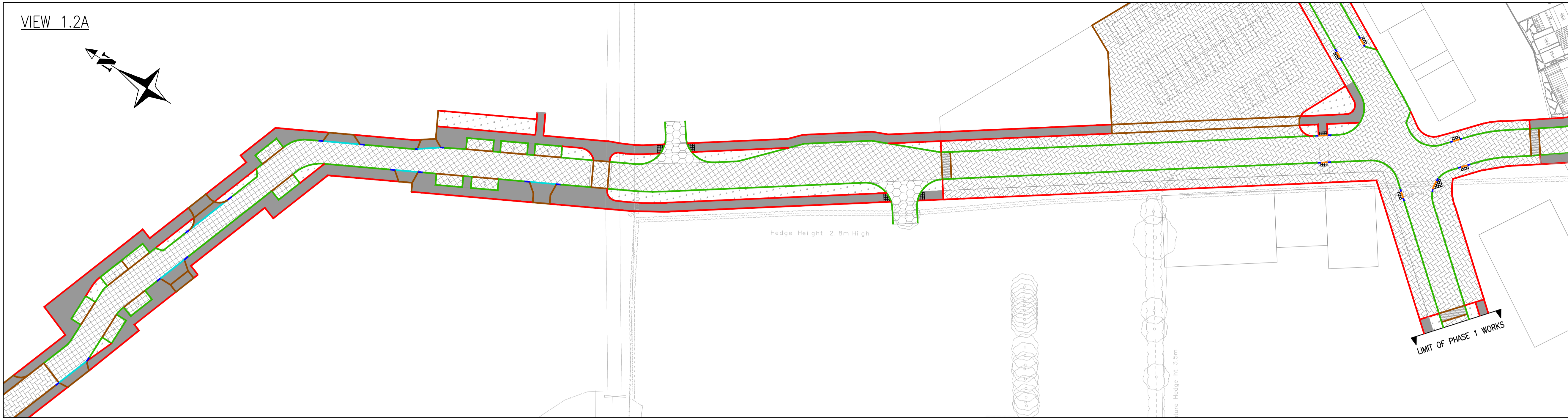
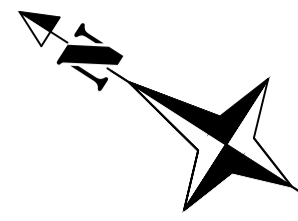
- A MINIMUM OF 2 ROWS OF BUFF COLOURED TACTILE PAVING WITH THE MODULES LAID IN LINE WITH THE CROSSING. (SEE DRG NO. 20488_02_080_03)
- TYPE EF FOOTWAY/VERGE EDGING (SEE DRG NO. 20488_02_080_03)
- TYPE BN BULLNOSE DROPPED KERB (SEE DRG NO. 20488_02_080_03)
- 125X150mm CHANNEL BLOCK (SEE DRG NO. 20488_02_080_03)
- 915mm WIDE TRANSITION KERB (WHERE POSSIBLE) (SEE DRG NO. 20488_02_080_03)
- VEHICLE DROPPED CROSSING (25mm UPSTAND) (SEE DRG NO. 20488_02_080_03)
- TYPE HB2 HALF BATTERED KERB (SEE DRG NO. 20488_02_080_03)
- PEDESTRIAN DROPPED CROSSING (0mm UPSTAND) (SEE DRG NO. 20488_02_166)

KEY -- SURFACING

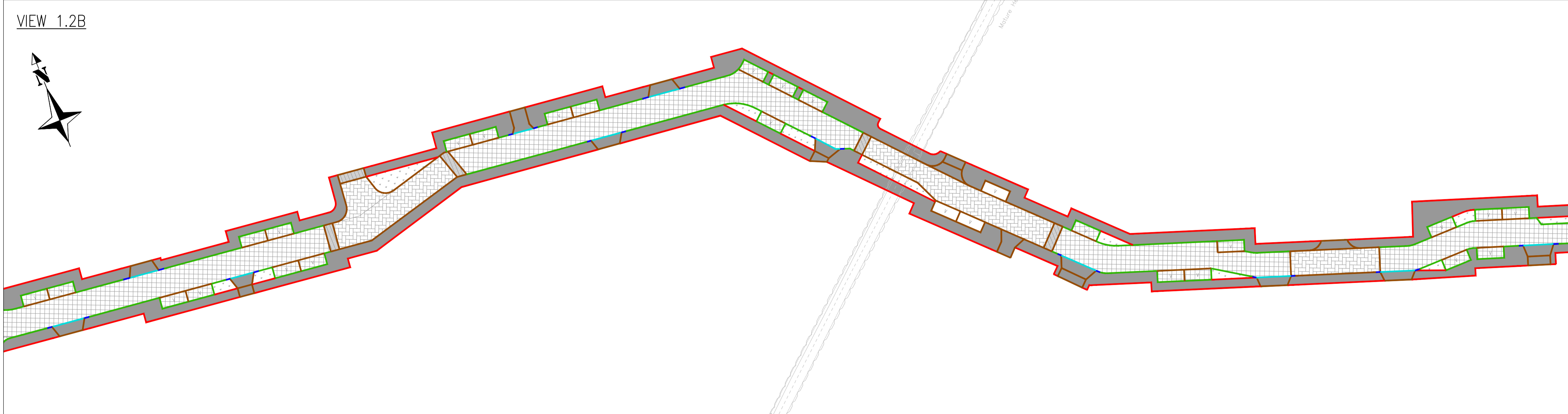
- ADOPTABLE SPINE ROAD / PRIMARY STREET CONSTRUCTION. (SEE DRG NO.S 20488_02_080_03).
- ADOPTABLE SECONDARY STREET / SIDE STREET CARRIAGEWAY CONSTRUCTION. (SEE DRG NO.S 20488_02_080_03).
- ADOPTABLE LANE / MINOR STREET CARRIAGEWAY CONSTRUCTION (BOUND GRAVEL). (SEE DRG NO.S 20488_02_080_03).
- ADOPTABLE LANE / MINOR STREET CARRIAGEWAY / FOOTWAY CONSTRUCTION (IMPERMEABLE BLOCK PAVING). (SEE DRG NO.S 20488_02_080_03).
- ADOPTABLE IMPERMEABLE FLEXIBLE FOOTWAY OR VEHICLE CROSSINGS (SEE DRG NO.S 20488_02_080_03).
- ADOPTABLE VERGE CONSTRUCTION
- RUMBLE STRIP. (SEE DRG NO. 20488_02_080_03)

File Location: \\M-EC\Job Book\20488\Banbury\m-ec\parcel 1.s.dwg series:infrastructure\060\series\20488_02_060_01 surface finishing reva.dwg Printed: 10/10/2014

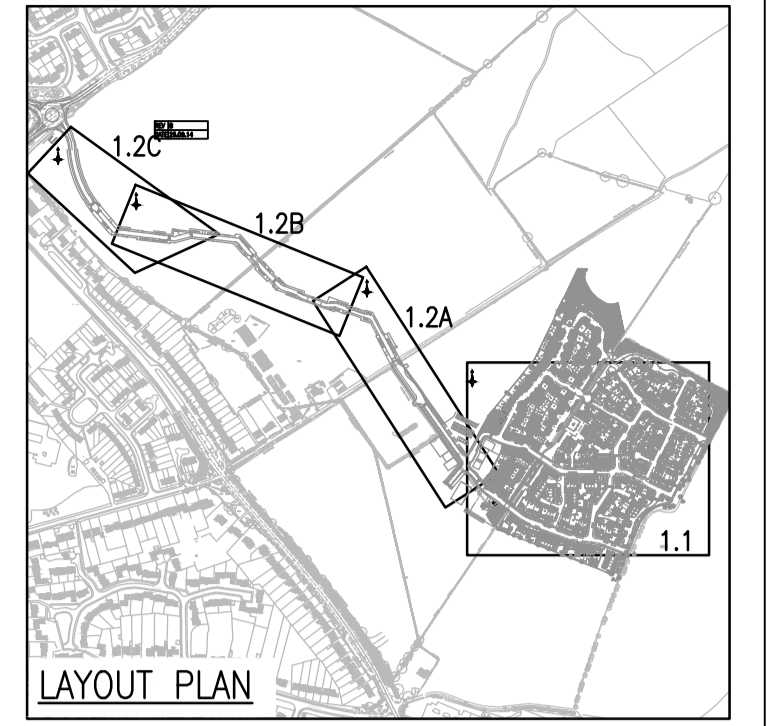
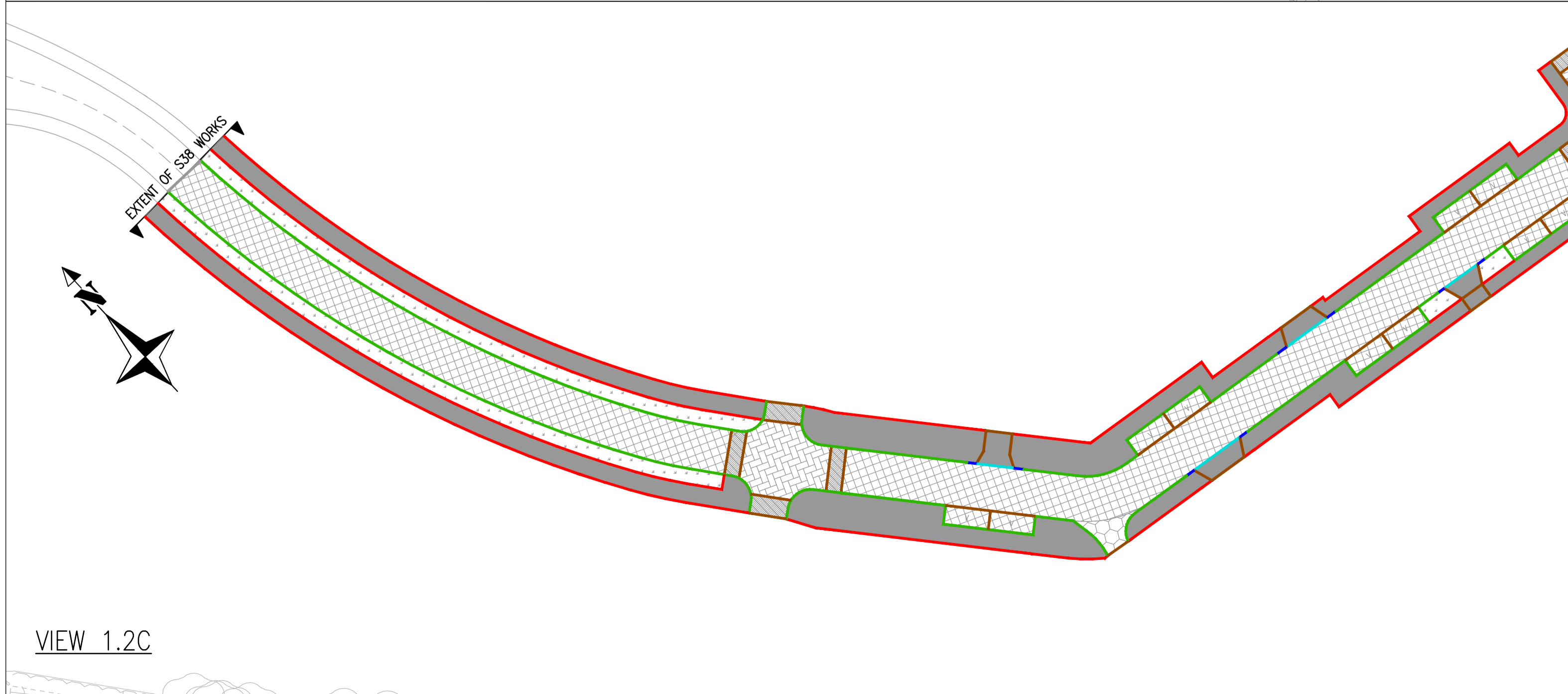

VIEW 1.2A



VIEW 1.2B



VIEW 1.2C



GENERAL NOTES.

1. DO NOT SCALE THIS DRAWING.
2. THIS DRAWING IS TO BE READ IN CONJUNCTION WITH ALL OTHER RELEVANT ENGINEERS, ARCHITECTS AND SPECIALIST DESIGN DRAWINGS AND DETAILS.
3. ALL DIMENSIONS ARE IN METRES UNLESS NOTED OTHERWISE. ALL LEVELS ARE IN METRES UNLESS NOTED OTHERWISE.
4. ANY DISCREPANCIES NOTED ON SITE ARE TO BE REPORTED TO THE ENGINEER IMMEDIATELY.
5. THE CONTRACTOR SHALL CHECK ALL TIE-INS FOR LINE AND LEVEL WITH EXISTING BEFORE COMMENCING ANY WORKS. THE ENGINEER SHALL BE NOTIFIED IMMEDIATELY IN WRITING, SHOULD ANY ERRORS BE FOUND.
6. IT IS THE RESPONSIBILITY OF THE CONTRACTOR TO LOCATE ANY SERVICE APPARATUS IN THE VICINITY OF THE WORKS. THE CLIENT WILL ACCEPT NO CLAIMS WHATSOEVER IN RESPECT OF ANY LOSSES OR DAMAGE CAUSED IN RESPECT OF SUCH APPARATUS, HOWEVER CAUSED.
7. IT IS THE RESPONSIBILITY OF THE CONTRACTOR TO EXECUTE THE WORKS AT ALL TIMES IN STRICT ACCORDANCE WITH THE REQUIREMENTS OF THE HEALTH AND SAFETY AT WORK ACT 1974, AND THE C.D.M. REGULATIONS 2007. THE CONTRACTOR WILL BE DEEMED TO HAVE ALLOWED FOR FULL COMPLIANCE, INCLUDING FULL LIAISON WITH THE CDM CO-ORDINATOR, WITHIN HIS RATES.
8. THE CONTRACTOR IS RESPONSIBLE FOR ENSURING THAT ALL WORKS ARE TO THE SATISFACTION OF THE ENGINEER, AND SHALL BE DEEMED TO HAVE INCLUDED WITHIN HIS RATES FOR ANY NECESSARY TESTING.
9. THE CONTRACTOR WILL BE RESPONSIBLE FOR PROVIDING ALL NECESSARY DE-WATERING AND TRENCH SUPPORT TO EXECUTE THE WORKS IN A SATISFACTORY MANNER, AND SHALL BE DEEMED TO HAVE ALLOWED FOR THE SAME WITHIN HIS RATES.
10. ALL TACTILE PAVING TILE ARRANGEMENTS SHALL BE LAID WITH THE MODULES IN LINE WITH THE CROSSING AND MUST BE AGREED WITH THE HIGHWAY AUTHORITY PRIOR TO LAYING.
11. ALL BURIED CONCRETE PRODUCTS AND MORTAR SHALL BE MADE USING SULPHATE RESISTING CEMENT.

KEY.	
ADOPTABLE SPINE ROAD / PRIMARY STREET CONSTRUCTION. (SEE DRG NO.S 20488_02_080_03).	A MINIMUM OF 2 ROWS OF BUFF COLOURED TACTILE PAVING WITH THE MODULES LAID IN LINE WITH THE CROSSING. (SEE DRG NO. 20488_02_080_03)
ADOPTABLE SECONDARY STREET / SIDE STREET CARRIAGEWAY CONSTRUCTION. (SEE DRG NO.S 20488_02_080_03).	TYPE EF FOOTWAY/VERGE EDGING (SEE DRG NO. 20488_02_080_03)
ADOPTABLE LANE / MINOR STREET CARRIAGEWAY CONSTRUCTION (BOUND GRAVEL). (SEE DRG NO.S 20488_02_080_03).	TYPE BN BULLNOSE DROPPED KERB (SEE DRG NO. 20488_02_080_03)
ADOPTABLE LANE / MINOR STREET CARRIAGEWAY / FOOTWAY CONSTRUCTION (IMPERMEABLE BLOCK PAVING). (SEE DRG NO.S 20488_02_080_03).	125X150mm CHANNEL BLOCK (SEE DRG NO. 20488_02_080_03)
ADOPTABLE IMPERMEABLE FLEXIBLE FOOTWAY OR VEHICLE CROSSING (SEE DRG NO.S 20488_02_080_03).	915mm WIDE TRANSITION KERB (WHERE POSSIBLE) (SEE DRG NO. 20488_02_080_03)
ADOPTABLE VERGE CONSTRUCTION	VEHICLE DROPPED CROSSING (25mm UPSTAND) (SEE DRG NO. 20488_02_080_03)
RUMBLE STRIP. (SEE DRG NO. 20488_02_080_03)	TYPE HB2 HALF BATTERED KERB (SEE DRG NO. 20488_02_080_03)
	PEDESTRIAN DROPPED CROSSING (0mm UPSTAND) (SEE DRG NO. 20488_02_166)

A	ROAD LAYOUT AND DRAINAGE UPDATED IN LINE WITH NEW REVISED LAYOUT.	KA	KM	10.10.14
REV:	AMENDMENTS.	DRN	CHK:	DATE:
PROJECT:				
LONGFORD PARK BODICOTE BANBURY				
DRAWING TITLE:				
PHASE 2 - SPINE ROAD & PARCEL B ADOPTABLE SURFACING AND KERBING SHEET 2 OF 2				
CLIENT:				
BARRATT HOMES, BOVIS HOMES TAYLOR WIMPEY				
DRAWING NUMBER:				
20488_02_060_01.2				
REVISION:	SHEET SIZE:	SCALE:		
A	A1	1:500		
DRAWN BY:	CHECKED BY:	DATE:		
KA	KM	29.08.14		
STATUS:				
TENDER				
M-EC				
Wellington House Leicester Road L1stock Leicestershire LE67 6HP T: 01530 266 753 F: 01530 568 116 ibstock@m-ec.co.uk www.m-ec.co.uk				
ORDNANCE SURVEY © CROWN COPYRIGHT 2014. ALL RIGHTS RESERVED. LICENCE NUMBER 100022432.				

File Location: T:\M-EC\Job Book\20488\rev\wimp\m-ec\parcel 1 & 2\series-infrastructure\060 series\20488_02_060_01 surface finishing rev.a.dwg
Printed: 10.10.2014