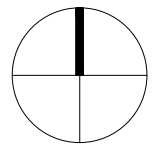

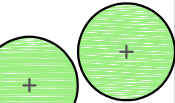
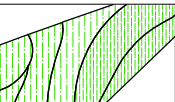
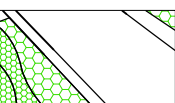



NOTES:
This drawing is the copyright of Hyland Edgar Driver. It must not be copied or reproduced without written consent. Only figured dimensions are to be taken from this drawing. All contractors must visit the site and be responsible for taking and checking all dimensions related to the works shown on this drawing.



KEY

-  Boundary for Bridge Works
-  Proposed trees
-  Proposed groundcovers and shrub planting
-  Proposed marginals
-  Proposed gravel finish under the bridge

A Species updated as per CDC comments 21.06.16 AW

REVISIONS

H | E | D
Hyland Edgar Driver

Landscape Architects and Urban Designers

One Wessex Way Colden Common Winchester Hampshire SO21 1WG
Telephone 01962 711600 Facsimile 01962 713945

PROJECT
Bicester Village Phase 4
Proposed Bridge Alterations

SUBJECT
Proposed Landscape Plan

DATE 25 Apr 2016 DRAWN BY AW

SCALE 1:500 @ A3 CHECKED BY -

DRAWING NUMBER HED.979.302 REVISION A

DRAWING STATUS B
A - PRELIMINARY B - ISSUED FOR PLANNING C - ISSUED FOR DESIGN / INFORMATION D - ISSUED FOR TENDER
E - ISSUED FOR APPROVAL F - ISSUED FOR CONSTRUCTION G - AS BUILT

BICESTER PHASE 4 - Bridge

Ref.	Species	Common Name	Height/Girth/Type	Eventual Height	Evergreen	Size	Density/no per m2	Quantity	Comments
Trees									
AG	Alnus glutinosa	Alder	30-35cm girth	8-10m		Semi-Mature	as shown	4	multi-stem
Groundcover / Shrub									
HrE	Hebe 'Red Edge'	Hebe	10-50cm	0.5m	E	2L CG	8	187	
CaS	Cornus alba 'Sibirica'	Red barked Dogwood	40-60cm	1.5-2m	SE	3L CG	5	36	
Nd	Nandina domestica 'Fire Power'	Heavenly bamboo	30-40cm	1.5m	E	3L CG	5	42	
Rk	Rosa 'Kent'	Rose	30-40cm	1-1.2m		3L CG	6	92	
Sn	Salvia nemerosa 'Ostreisland'	Sage	45cm			1L CG	9	296	
Vmi	Vinca minor	Smaller periwinkle	10-15cm	10-25cm	E	2L CG	12	457	
Vd	Viburnum davidii	Guelder rose	30-40cm	50-80cm	E	3L CG	5	113	
Grasses / Marginals									
Ip	Iris pseudacorus	Yellow Iris	15-20cm	1.0-1.5m		3L CG	6	90	
CeA	Carex elata 'Aurea'	Golden sedge	20-30cm	0.5-1.0m		3L CG	6	138	
Cap	Carex pendula	Pendulous sedge	15-20cm	0.5-1.0m		3L CG	6	75	
Tya	Typha angustifolia	Lesser bullrush	15-20cm	1.0-1.5m		3L CG	6	57	