

- LEGEND**
- Existing Vegetation
 - Proposed root barrier (Green Blue Urban RootBox 2000 or similar approved)
 - Proposed Trees in hard landscape
 - Proposed Trees in soft landscape
 - Proposed Specimens
 - Hedging
 - Shrubs/herbaceous planting
 - Bulbous planting
 - Grass: Wildflower
 - Grass: Mown

GENERAL NOTES

This drawing is to be used for planting information only, and is subject to alteration through changes to the site layout or until approved by the area designer.

Any species substitution by the contractor must be verified with the Landscape Architect through the Job Architect.

This layout must be checked in accordance with NHC Standards 2013 (Chapter 4.2 - Building Near Trees & Chapter 9.2 Drives, Paths and Landscaping) by the Regional Engineer prior to implementation.

Excavations: Contractors must ensure that they have full information relating to service and drainage positions before undertaking any excavations.

Root barriers to be used in association with tree planting adjacent to kerbs / services / footpaths etc. (Greenleaf ReRoot products or similar application, in accordance with manufacturer's instructions).

NOTES:

Please note all planting mixes should be planted as follows:

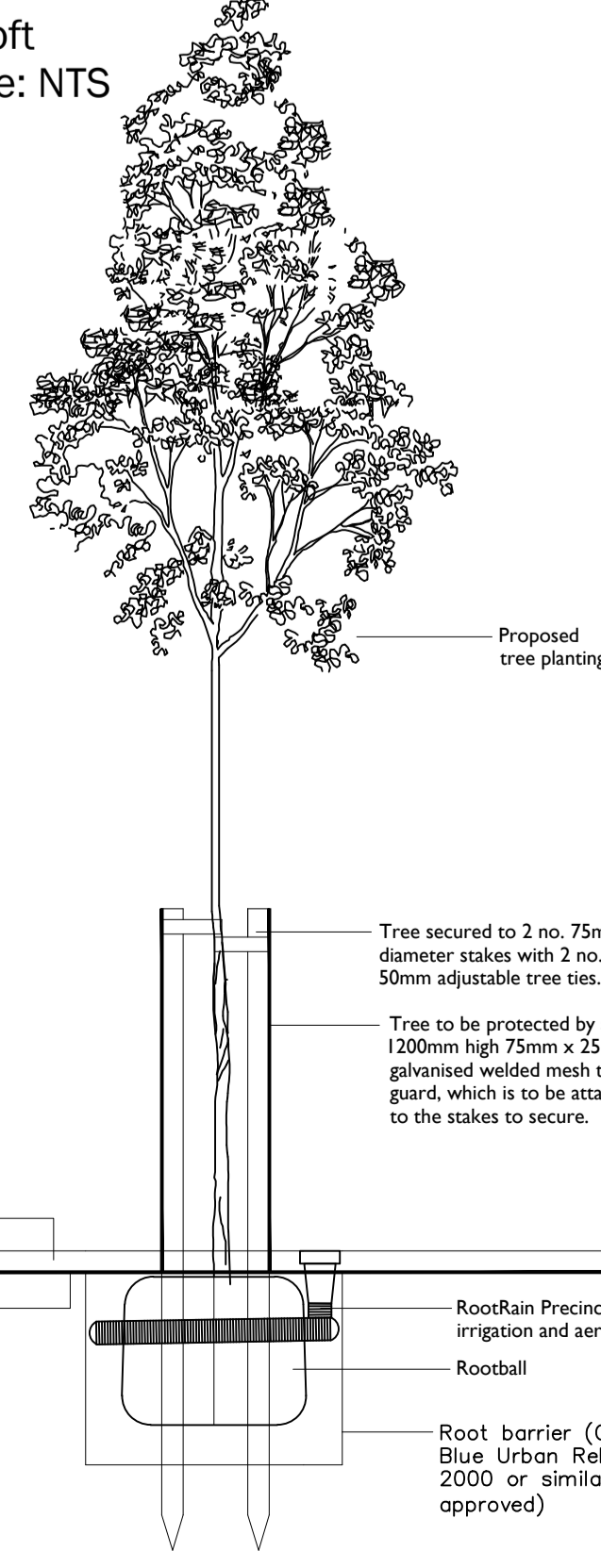
- Shrubs/Grasses to be planted in groups of 3-5 with herbaceous to be planted randomly throughout mix area.

Final tree location to be confirmed with services.

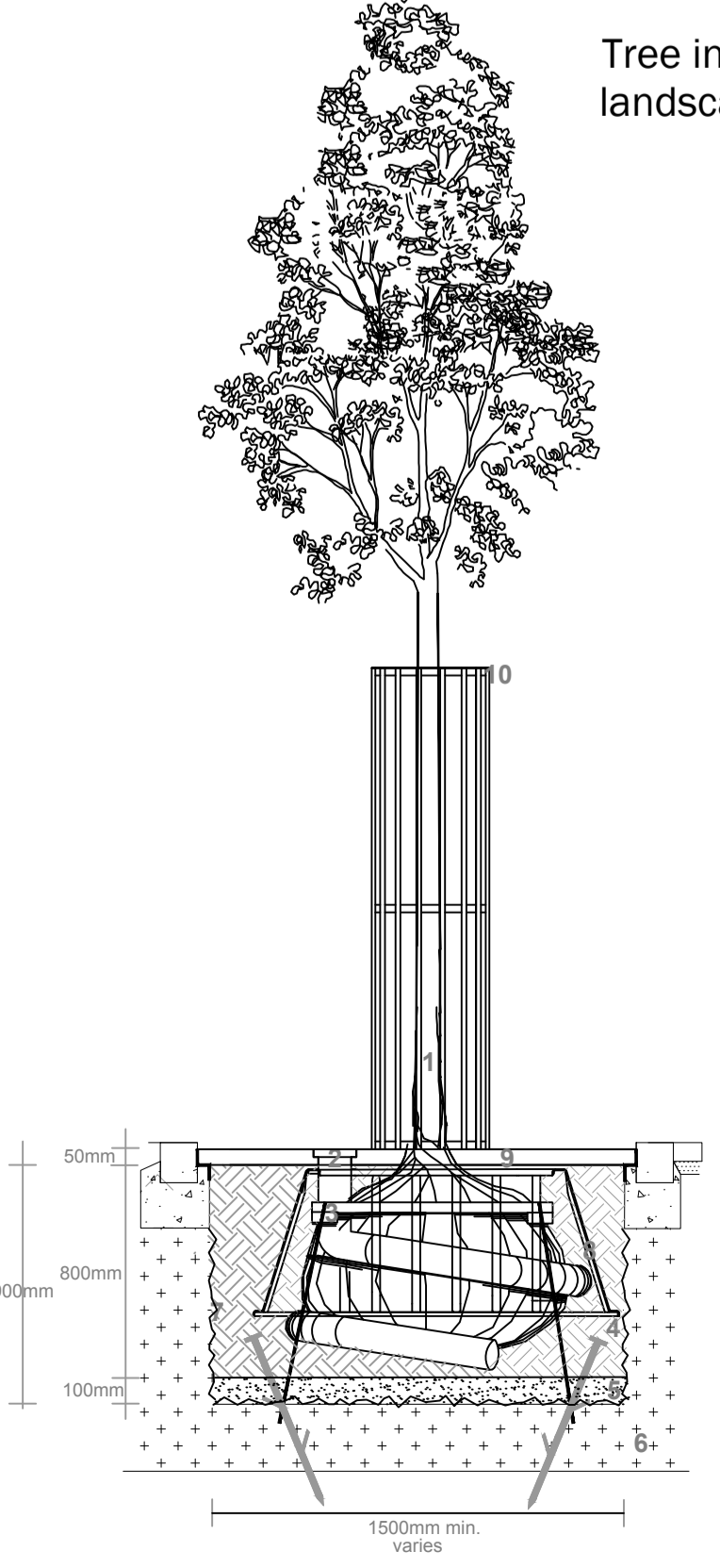


FOR CONTINUATION REFER LLA DWG I619 A3 04

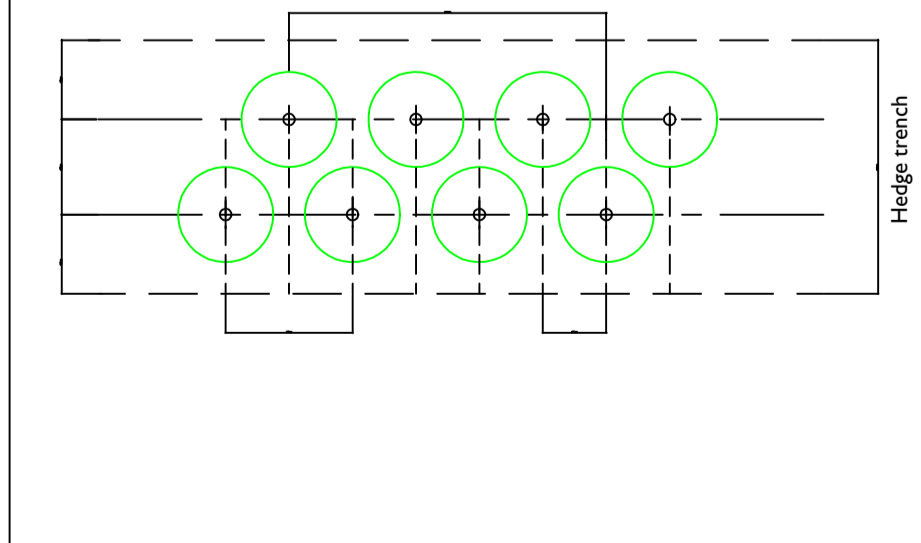
Tree in soft landscape: NTS



Tree in hard landscape: NTS



HEDGE PLANTING DETAIL - 5/m



- Key**
- Blank mulch layer (50mm)
 - Certified quality topsoil layer (800mm)
 - Drainage Layer 20 / 40mm clean gravel (1000mm)
 - Existing subsoil, broken up at base of pit
1. Small Mature tree (25-30cm girth, 5.5 - 6.0m high)
 2. Root Rain Protect by Green Blue Urban Irrigation system or equal
 3. Staked under ground anchoring system by Platipus Anchor List or equal
 4. Certified quality topsoil backfill. This is to be compared in time not exceeding 150mm. An 'elephant foot' anchor should be used to achieve comparison at 150mm. This should be checked on site with a penetrometer. Individual trees to be planted in a 1.5m x 3.0m pit.
 5. Drainage layer: 100mm depth - 30/40mm Ø clean gravel
 6. Existing subsoil located at base of pit
 7. Scarify edges of pit prior to backfilling
 8. Root barrier system such as Green Blue Urban Root Director RD1050 installed as per manufacturer's instructions
 9. 12m x 1.2m galvanised medium duty frame, containing a 75mm Ø x 400mm surface layer, resting flat with the top of the frame (Platipus Sky Access frame, set on wetpoint concrete with approved bolts)
 10. C85 Street Furniture type 1110 tree guard 1800mm high, secured to tree grid with tapered string. Firms to match grille. All metal work to match site wideRAL colour.

*Additional liner root barrier (Green Blue Urban RootBox 400) to be used where services fall within 2 metres of tree root spread area.

Note: For further detail please see Phase 5 application reference: 16/00627-REM

Rev	Date	Description
A	04.06.15	Alterations to Front of plot 294
B	07.08.15	New layout / planting amendments
C	15.02.16	New layout / planting amendments
D	13.05.16	New layout / planting amendments
E	17.05.16	Planting amendments
F	19.05.16	New layout / planting amendments
G	19.05.16	Planting amendments

Title: Detailed Planting Proposals
 2 of 2
 Project: Hayfield park, Boxer panel 5
 Client: Dochester Living
 Date: June 15
 Scale: 1:5000 AD
 Drawing No: 1619 05 G
 Rev: G

