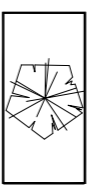



# PLANT SCHEDULE




| TREES | REF SPECIES                      | SUPPLY | SIZE(cm) | GIRTH(cm) | CTR(SI)  |
|-------|----------------------------------|--------|----------|-----------|----------|
| T1    | Caracas Indica                   | EHSID  | 420/25   | 14/16     | as shown |
| T2    | Caracas Indica                   | EHSID  | 420/25   | 14/16     | as shown |
| T3    | Caracas Indica                   | EHSID  | 420/25   | 14/16     | as shown |
| T4    | Betula utilis 'Jauponianif       | EHSID  | 425/600  | 14/16     | as shown |
| T5    | Acer campestre 'Eryth'           | EHSID  | 425/600  | 14/16     | as shown |
| T6    | Corylus colurna                  | EHSID  | 425/600  | 14/16     | as shown |
| T7    | Sorbus aucuparia                 | EHSID  | 425/600  | 14/16     | as shown |
| T8    | Betula pendula                   | EHSID  | 350/425  | 12/14     | as shown |
| T9    | Pinus sylvestris                 | EHSID  | 420/125  | -         | as shown |
| T10   | Pinus sylvestris                 | EHSID  | 420/125  | 14/16     | as shown |
| T11   | Pinus sylvestris                 | EHSID  | 420/125  | 14/16     | as shown |
| T12   | Sorbus domestica                 | SHD    | 230/300  | 8/10      | as shown |
| T13   | Pinus strobus                    | SHD    | 230/300  | 8/10      | as shown |
| T14   | Pinus strobus                    | SHD    | 230/300  | 8/10      | as shown |
| T15   | Pinus strobus                    | SHD    | 230/300  | 8/10      | as shown |
| T16   | Liquidambar styraciflua          | SHD    | 230/300  | 8/10      | as shown |
| T17   | Cornus kousa 'China Girl'        | SHD    | 350/425  | 12/14     | as shown |
| T18   | Acetia japonica 'Spartan'        | SHD    | 350/425  | 12/14     | as shown |
| T19   | Castanea x pinnatifida 'Spartan' | SHD    | 350/425  | 12/14     | as shown |



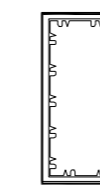
| REPLACEMENT TREES | REF SPECIES      | SUPPLY | SIZE(cm) | GIRTH(cm) | CTR(SI)  |
|-------------------|------------------|--------|----------|-----------|----------|
| RT1               | Betula pendula   | EHSID  | 425/600  | 14/16     | as shown |
| RT2               | Sorbus domestica | EHSID  | 425/600  | 14/16     | as shown |
| RT3               | Sorbus domestica | EHSID  | 425/600  | 14/16     | as shown |
| RT4               | Sorbus domestica | EHSID  | 425/600  | 14/16     | as shown |
| RT5               | Sorbus domestica | EHSID  | 425/600  | 14/16     | as shown |



| SPECIMEN SHRUBS | REF SPECIES            | SUPPLY | SIZE(cm) | HABIT              | CTR(SI)  |
|-----------------|------------------------|--------|----------|--------------------|----------|
| SR1             | Prunella 'Jester'      | 25L    | 100/125  | Tight Cwm as shown | as shown |
| SR2             | Prunella 'Jester'      | 25L    | 100/125  | Tight Cwm as shown | as shown |
| SR3             | Prunella 'Yellow View' | 25L    | 100/125  | Tight Cwm as shown | as shown |



| HEDGEROWS | REF SPECIES                        | SUPPLY | SIZE(cm) | HABIT | CTR(SI) |
|-----------|------------------------------------|--------|----------|-------|---------|
| HR1       | Elaeagnus x latifolia 'Lancelotti' | 10L    | 80/100   | Bushy | 0.50    |
| HR2       | Prunus laestris                    | 10L    | 80/100   | Bushy | 0.40    |



| SHRUBS/HERBACEOUS | REF SPECIES     | SUPPLY | SIZE(cm) | HABIT | CTR(SI) |
|-------------------|-----------------|--------|----------|-------|---------|
| BR1               | Berberis 'Nana' | 10L    | 30/40    | Bushy | 0.70    |
| BR2               | Berberis 'Nana' | 10L    | 30/40    | Bushy | 0.70    |
| BR3               | Berberis 'Nana' | 10L    | 30/40    | Bushy | 0.70    |
| BR4               | Berberis 'Nana' | 10L    | 30/40    | Bushy | 0.70    |
| BR5               | Berberis 'Nana' | 10L    | 30/40    | Bushy | 0.70    |
| BR6               | Berberis 'Nana' | 10L    | 30/40    | Bushy | 0.70    |
| BR7               | Berberis 'Nana' | 10L    | 30/40    | Bushy | 0.70    |
| BR8               | Berberis 'Nana' | 10L    | 30/40    | Bushy | 0.70    |
| BR9               | Berberis 'Nana' | 10L    | 30/40    | Bushy | 0.70    |
| BR10              | Berberis 'Nana' | 10L    | 30/40    | Bushy | 0.70    |
| BR11              | Berberis 'Nana' | 10L    | 30/40    | Bushy | 0.70    |
| BR12              | Berberis 'Nana' | 10L    | 30/40    | Bushy | 0.70    |
| BR13              | Berberis 'Nana' | 10L    | 30/40    | Bushy | 0.70    |
| BR14              | Berberis 'Nana' | 10L    | 30/40    | Bushy | 0.70    |
| BR15              | Berberis 'Nana' | 10L    | 30/40    | Bushy | 0.70    |
| BR16              | Berberis 'Nana' | 10L    | 30/40    | Bushy | 0.70    |
| BR17              | Berberis 'Nana' | 10L    | 30/40    | Bushy | 0.70    |
| BR18              | Berberis 'Nana' | 10L    | 30/40    | Bushy | 0.70    |
| BR19              | Berberis 'Nana' | 10L    | 30/40    | Bushy | 0.70    |
| BR20              | Berberis 'Nana' | 10L    | 30/40    | Bushy | 0.70    |
| BR21              | Berberis 'Nana' | 10L    | 30/40    | Bushy | 0.70    |
| BR22              | Berberis 'Nana' | 10L    | 30/40    | Bushy | 0.70    |
| BR23              | Berberis 'Nana' | 10L    | 30/40    | Bushy | 0.70    |
| BR24              | Berberis 'Nana' | 10L    | 30/40    | Bushy | 0.70    |
| BR25              | Berberis 'Nana' | 10L    | 30/40    | Bushy | 0.70    |
| BR26              | Berberis 'Nana' | 10L    | 30/40    | Bushy | 0.70    |
| BR27              | Berberis 'Nana' | 10L    | 30/40    | Bushy | 0.70    |
| BR28              | Berberis 'Nana' | 10L    | 30/40    | Bushy | 0.70    |
| BR29              | Berberis 'Nana' | 10L    | 30/40    | Bushy | 0.70    |
| BR30              | Berberis 'Nana' | 10L    | 30/40    | Bushy | 0.70    |
| BR31              | Berberis 'Nana' | 10L    | 30/40    | Bushy | 0.70    |
| BR32              | Berberis 'Nana' | 10L    | 30/40    | Bushy | 0.70    |
| BR33              | Berberis 'Nana' | 10L    | 30/40    | Bushy | 0.70    |
| BR34              | Berberis 'Nana' | 10L    | 30/40    | Bushy | 0.70    |
| BR35              | Berberis 'Nana' | 10L    | 30/40    | Bushy | 0.70    |
| BR36              | Berberis 'Nana' | 10L    | 30/40    | Bushy | 0.70    |
| BR37              | Berberis 'Nana' | 10L    | 30/40    | Bushy | 0.70    |
| BR38              | Berberis 'Nana' | 10L    | 30/40    | Bushy | 0.70    |
| BR39              | Berberis 'Nana' | 10L    | 30/40    | Bushy | 0.70    |
| BR40              | Berberis 'Nana' | 10L    | 30/40    | Bushy | 0.70    |
| BR41              | Berberis 'Nana' | 10L    | 30/40    | Bushy | 0.70    |
| BR42              | Berberis 'Nana' | 10L    | 30/40    | Bushy | 0.70    |
| BR43              | Berberis 'Nana' | 10L    | 30/40    | Bushy | 0.70    |
| BR44              | Berberis 'Nana' | 10L    | 30/40    | Bushy | 0.70    |
| BR45              | Berberis 'Nana' | 10L    | 30/40    | Bushy | 0.70    |
| BR46              | Berberis 'Nana' | 10L    | 30/40    | Bushy | 0.70    |
| BR47              | Berberis 'Nana' | 10L    | 30/40    | Bushy | 0.70    |
| BR48              | Berberis 'Nana' | 10L    | 30/40    | Bushy | 0.70    |
| BR49              | Berberis 'Nana' | 10L    | 30/40    | Bushy | 0.70    |
| BR50              | Berberis 'Nana' | 10L    | 30/40    | Bushy | 0.70    |
| BR51              | Berberis 'Nana' | 10L    | 30/40    | Bushy | 0.70    |
| BR52              | Berberis 'Nana' | 10L    | 30/40    | Bushy | 0.70    |
| BR53              | Berberis 'Nana' | 10L    | 30/40    | Bushy | 0.70    |
| BR54              | Berberis 'Nana' | 10L    | 30/40    | Bushy | 0.70    |
| BR55              | Berberis 'Nana' | 10L    | 30/40    | Bushy | 0.70    |
| BR56              | Berberis 'Nana' | 10L    | 30/40    | Bushy | 0.70    |
| BR57              | Berberis 'Nana' | 10L    | 30/40    | Bushy | 0.70    |
| BR58              | Berberis 'Nana' | 10L    | 30/40    | Bushy | 0.70    |
| BR59              | Berberis 'Nana' | 10L    | 30/40    | Bushy | 0.70    |
| BR60              | Berberis 'Nana' | 10L    | 30/40    | Bushy | 0.70    |
| BR61              | Berberis 'Nana' | 10L    | 30/40    | Bushy | 0.70    |
| BR62              | Berberis 'Nana' | 10L    | 30/40    | Bushy | 0.70    |
| BR63              | Berberis 'Nana' | 10L    | 30/40    | Bushy | 0.70    |
| BR64              | Berberis 'Nana' | 10L    | 30/40    | Bushy | 0.70    |
| BR65              | Berberis 'Nana' | 10L    | 30/40    | Bushy | 0.70    |
| BR66              | Berberis 'Nana' | 10L    | 30/40    | Bushy | 0.70    |
| BR67              | Berberis 'Nana' | 10L    | 30/40    | Bushy | 0.70    |
| BR68              | Berberis 'Nana' | 10L    | 30/40    | Bushy | 0.70    |
| BR69              | Berberis 'Nana' | 10L    | 30/40    | Bushy | 0.70    |
| BR70              | Berberis 'Nana' | 10L    | 30/40    | Bushy | 0.70    |



| BULBS | REF SPECIES                          | SUPPLY | SIZE(cm) | HABIT | CTR(SI) |
|-------|--------------------------------------|--------|----------|-------|---------|
| B1    | Crocus Duet Collection (50% of area) | No/1m' | -        | -     | -       |
| B2    | 'Queen of the Blues'                 | No/1m' | -        | -     | -       |
| B3    | 'Golden Yellow'                      | No/1m' | -        | -     | -       |
| B4    | 'Marianne D' Arc'                    | No/1m' | -        | -     | -       |



| CLIMBERS | REF SPECIES                          | SUPPLY | SIZE(cm) | HABIT | CTR(SI)  |
|----------|--------------------------------------|--------|----------|-------|----------|
| C1       | Concomitant horizontalis             | 10L    | 60/80    | Bushy | as shown |
| C2       | Pyrenanthea japonica 'Sagami Yellow' | 10L    | 80/100   | Bushy | as shown |
| C3       | Lonicera japonica 'Halliana'         | 10L    | 175/200  | Cane  | as shown |

All shrubs to be planted in accordance with the implementation and maintenance guidelines. No shrub species, size or location should be altered without prior approval from the Landscape Architect.

All bulbs to be planted in accordance with the implementation and maintenance guidelines. No bulb species or location should be altered without prior approval from the Landscape Architect. Crocus and Daffodil bulbs to alternate every 2 linear metres.

All climbers to be planted in accordance with the implementation and maintenance guidelines. No climber species, size or location should be altered without prior approval from the Landscape Architect. Lonicera japonica 'Halliana' will require additional support through the installation of climbing wires.



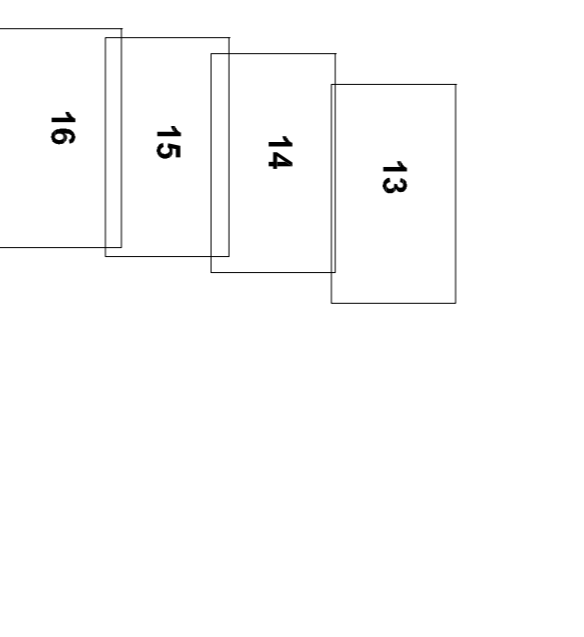
## KEY

- Site boundary
- Soft landscape proposals
- Existing trees/vegetation to be retained
- Existing trees/vegetation to be removed
- Grass
- Turf to bed frontages, amenity grass seed mix to less formal areas.
- Root barrier (Reepo600) locations

Reepo 600 root barrier depth: 600mm. Standard features to be retained by the contractor. The location of the root barrier is to be confirmed by the site engineer to confirm approval prior to implementation.

## NOTES

- All landscape proposals must be referred to by the Structural Engineer during foundation design.
- General operations to be carried out in accordance with the implementation and maintenance guidelines.
- All planting to be in accordance with the implementation and maintenance guidelines.
- No species, variety, size or position to be amended without the Landscape Architects prior approval.
- Where a tree is planted, the Landscape Architect shall research the height of the tree from the site engineer and shall inform necessary make any adjustments to tree positions to ensure that they are planted at least 1.5m from drains. They should however be planted no closer to the site engineer than is necessary to accommodate the revised tree position.
- All planting must be checked in accordance with the implementation and maintenance guidelines.
- All planting is required outside the October-March season, bare root shrubs will be replaced by 3L pot grown plants, and trees will be replaced by a containerised equivalent to be approved by the project landscape architect.



Sheet Location Plan  
NTS

Client: B2B/B5 Soft Landscape  
Proposals Street 3 of 4  
Bovis Homes (Central Region)  
www.pegasus.co.uk  
Team AP/JC  
14/05/2014  
Scale: 1:250 @ A1  
Bh: 4372\_15C