

IMPLEMENTATION AND MAINTENANCE GUIDELINES

1.0 GENERAL

All plants shall conform to BS 3936 and be in accordance with the National Plant Specification. Supplying nurseries shall be registered under the HTA Nursery Certification Scheme. All plants shall be packed and transported in accordance with the Code of Practice for Plant Handling as produced by CPSE. Planting shall not be carried out when the ground is waterlogged, frostbound or during periods of cold drying winds. All bare root stock shall be root dipped in an approved water-retaining polymer.

If the formation level is compacted it should be ripped through before topsoiling. Recommended topsoil depths are 450mm for shrubs and 150mm for grass.

All excavated areas to be backfilled with either topsoil from site or imported to be BS3882 - General purpose grade. All top soiled areas to be clear of rocks and rubble larger than 50mm diameter and any other debris that may interfere with the establishment of plants.

2.0 ORNAMENTAL SHRUBS AND TREES

All planting and associated operations shall comply with BS4043, BS4428 and BS5637.

2.1 Ground Preparation

Where necessary treat existing weeds with a glyphosate based herbicide and allow a suitable period as recommended by the manufacturer for this to take effect. A general purpose slow release fertiliser at the rate of 75g/m² and Tree Planting and Mulching Compost at the rate of 20litres/m² are to be incorporated into the top 150mm of topsoil during final cultivations. All extraneous matter such as plastic, wood, metal and stones greater than 50mm in any dimension shall be removed from site.

Tree pits to the specified size are to be excavated and the base broken up a further 150mm with the sides well scarified to prevent smearing. All trees up to and including selected standards are to be supported with single 75mm diameter stakes. All rootball, container grown and trees over heavy standard size shall be double staked. Pinus sylvestris are to be supported with an angled timber stake on the windward side. Stakes should be driven 500mm into undisturbed ground before planting the tree, taking care to avoid underground services and cables etc. Tree pits in soft landscape to be excavated to 500mm greater than the diameter of the rootball.

2.2 Planting

Shrubs and hedges are to be set out as shown on the drawing and pit planted into the prepared soil at the specified centres with minimal disturbance to the rootball and well firmed in.

Trees are to be placed into the pits and backfilled with topsoil incorporating slow release fertilizer and Tree Planting and Mulching Compost as specified. Firm trees in well and secure with proprietary rubber tree ties and spacers. All trees to be planted within a 500mm diameter bark mulch area.

Water in all trees and shrubs at the end of each day of planting.

2.3 Maintenance

The landscape contractor shall maintain all areas of new planting for the period up to and for 12 months following practical completion under the terms of the S106 Agreement until handover to the adopting authority.

The site is to be visited monthly throughout the year to undertake the following operations.

Weed clearance: All planting areas are to be kept weed free by hand weeding or herbicide treatment.

Litter clearance: All litter is to be removed from planting beds.

Watering: Planting areas are to be brought up to field capacity at each visit and each tree is to receive 20 gallons.

Checking trees: All tree ties and stakes are to be checked and adjusted if too loose, too tight or if chaffing is occurring. Any broken stakes are to be replaced.

Formative pruning: Any damaged shoots/branches are to be pruned back to healthy wood. Plants are to be pruned in accordance with good horticultural practice to maintain healthy well-shaped specimens.

3.0 GRASS

3.1 Areas beneath existing trees

The root protection areas of the existing trees shall be defined as 'No-Plough' areas to prevent damage to tree roots. Existing sward within the root protection areas may be of a sufficient quality to be retained. Any bare patches can be infilled with amenity grass seed.

3.2 Preparation

The area to be seeded shall be sprayed out with a glyphosate herbicide and cultivated to a depth of 100mm removing all weeds, debris and stones over 25mm diameter. The surface shall be raked to smooth flowing contours with a fine till, incorporating pre-seeding fertiliser at 70 g/m².

3.3 Seeding

Grass seed shall be sown in April during calm weather and not when the ground is frost bound or waterlogged. Seed shall be sown in two equal sowings in transverse directions at 35 g/m². After sowing the contractor shall lightly rake the seed into intimate contact with the soil. All seed mixes to be specified in accordance with those set out in the approved management plan.

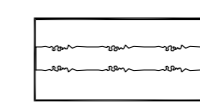
3.4 Initial cut

When newly seeded areas reach 50mm they should be cut back to a height of 30mm and then cut twice annually in early Spring and late Summer. All arisings shall be removed or spread evenly across grassland. Any bare patches shall be made good at this time.

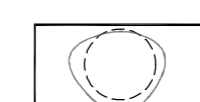
KEY



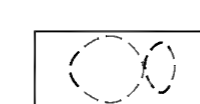
Site boundary




Plot soft landscape proposals
Refer to drawings Bir.4372_01 & 02 for details.



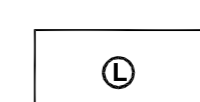
Existing trees/vegetation to be retained



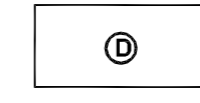
Existing trees/vegetation to be removed



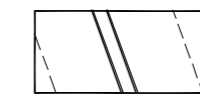
Grass
Amenity grass seed mix to open space areas.



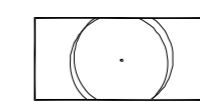
Litter bin
Ref: BX45 2596 'Derby Slimline' 90L perforated litter bin, coated in green as supplied by Broxap or similar approved.



Dog Waste Bin
Sirius post mounted dog bin supplied by Broxap or similar approved product



Easement



Indicative tree planting to adjacent residential phase.

PLANT SCHEDULE

TREES

REF	SPECIES	SUPPLY	SIZE(cm)	GIRTH(cm)	CTRS(m)
T1	Acer campestre	EHSId	425/600	14/16	as shown
T2	Carpinus betulus	EHSId	425/600	14/16	as shown
T3	Fagus sylvatica	EHSId	425/600	14/16	as shown
T4	Acer campestre	EHSId	350/425	12/14	as shown
T5	Prunus avium	EHSId	350/425	12/14	as shown
T6	Pinus sylvestris	10L	100/125	-	as shown
T7	Betula pendula	EHSId	350/425	12/14	as shown
T8	Alnus glutinosa	EHSId	350/425	12/14	as shown
T9	Liquidambar styraciflua	EHSId	450/625	16/18	as shown

For the installation of proposed trees please refer to drawing no. Bir.4372_10 for tree pit details. All trees to be planted in accordance with the implementation and maintenance guidelines. The tree planting schedule and landscape proposals must be referred to by the Structural Engineer during foundation design. No tree species, size or location should be altered without prior approval from the Landscape Architect.

SHRUBS MIX - to rear gardens walls

ABBR	SPECIES	SUPPLY	SIZE(cm)	HABIT	CTRS(m)
AUCJA	Aucuba japonica	5L	40/60	Bushy	0.75
CORALE	Cornus alba 'Elegantissima'	3L	80/100	Branched	0.75
ELAPUMA	Elaeagnus pungens 'Maculata'	5L	40/60	Bushy	0.75
FATJA	Fatsia japonica	5L	60/80	Bushy	0.75
PHOFRRER	Photinia x fraseri 'Red Robin'	5L	60/80	Bushy	0.75
PRULU	Prunus lusitanica	5L	40/60	Bushy	0.75

SHRUBS MIX - to attenuation areas

ABBR	SPECIES	SUPPLY	SIZE(cm)	HABIT	CTRS(m)
CORALS	Cornus alba 'Sibirica'	3L	40/60	Branched	0.70
CORSA	Cornus alba 'Elegantissima'	3L	40/60	Branched	0.70
CORSTF	Cornus stolonifera 'Flaviramea'	3L	40/60	Bushy	0.70
SALEL	Salix elaeagnos	3L	40/60	Bushy	0.70

SHRUB MIX - near play spaces

ABBR	SPECIES	SUPPLY	SIZE(cm)	HABIT	CTRS(m)
AUCJAR	Aucuba japonica 'Rozannie'	3L	60/80	Branched	0.70
BUDJAWHP	Buddleia 'White Profusion'	3L	40/60	Bushy	0.70
CORALS	Cornus alba 'Sibirica'	3L	40/60	Bushy	0.70
CORSAMF	Cornus sanguinea 'Midwinter Fire'	3L	40/60	Bushy	0.70
PHOFRRER	Photinia x fraseri 'Red Robin'	3L	40/60	Bushy	0.70
VINMINA	Vinca minor	2L	20/30	Bushy	0.70

SHRUB MIX - low mix to headwalls

ABBR	SPECIES	SUPPLY	SIZE(cm)	HABIT	CTRS(m)
BERCAN	Berberis candidula	3L	40/60	Branched	0.60
CORSTK	Cornus stolonifera 'Kelsey'	3L	40/60	Bushy	0.60
LONPI	Lonicera pileata	3L	40/60	Bushy	0.60

All shrubs to be planted in accordance with the implementation and maintenance guidelines. No shrub species, size or location should be altered without prior approval from the Landscape Architect.

MEADOW MIXTURE FOR WETLANDS (EM8)

Wild flowers	(%)	Grasses	(%)
Achillea millefolium	Yarrow 0.5	Agrostis capillaris	Common Bent 12
Betonica officinalis	Betony 0.5	Allopecurus pratensis	Meadow Foxtail 4
Centaurea nigra	Common Knapweed 2	Anthriscum odoratum	Sweet Vervain 2
Filipendula ulmaria	Meadowweet 1.5	Cynosurus cristatus	Crested Dogtail 36
Galium verum	Lady's Bedstraw 1	Deschampsia cespitosa	Tufted Hair-grass 1
Leucanthemum vulgare	Oxeye Daisy 1.5	Festuca rubra ssp. juncea	Slender-creeping Red-festuca 25
Lotus pedunculatus	Greater Birdfoot Trefoil 0.5		
Plantago lanceolata	Ribwort Plantain 1		
Primula veris	Cowslip 1		
Primula vulgaris	Selfheal 2		
Ranunculus acris	Meadow Buttercup 2.5		
Rhinanthus minor	Yellow Rattle 1.3		
Rumex acetosa	Common Sorrel 1		
Sanguisorba officinalis	Great Burnet 0.5		
Silaum silaus	Pepper Scaevola 1.5		
Silene flos-cuculi	Ragged Robin 0.2		
Succisa pratensis	Devil-bit Scabious 0.5		
Vicia cracca	Tufted Vetch 1		Sown at 4g/m ²

GENERAL PURPOSE MEADOW MIXTURE (EM1)

Wild flowers	(%)	Grasses	(%)
Achillea millefolium	Yarrow 0.5	Agrostis capillaris	Common Bent 6
Centaurea nigra	Common Knapweed 2	Cynosurus cristatus	Crested Dogtail 40
Daucus carota	Wild Carrot 1	Festuca rubra ssp. juncea	Slender-creeping 28
Galium verum	Lady's Bedstraw 2		Red-festue
Leucanthemum vulgare	Oxeye Daisy 2	Phleum bertolonii	Smaller Cat's-tail 4
Plantago media	Hoary Plantain 2		
Prunella vulgaris	Selfheal 2		
Ranunculus acris	Meadow Buttercup 2		
Rumex acetosa	Common Sorrel 1		
Sanguisorba minor	Salad Burnet 3		
Silene dioica	Red campion 2.5		Sown at 4g/m ²

Grass seed mixtures to be sourced from certified local provenance seed stock. Ground surface will be cleared of weed growth either removed by hand or through the application of an approved Glyphosate based herbicide (all herbicides should only be handled by certified users and in accordance with the COSHH Regulations 2002). The ground will then be ploughed and raked to produce a medium till. Sowing operation will be carried out in Spring or late Autumn at a rate indicated. The grass will be allowed to establish over the first growing season with a single mowing operation in the Autumn to top up any weed growth. On-going mowing operations will be carried out either once annually in the Spring, or twice annually in Spring and Autumn if grass species become dominant. Grass will not be cut during late Spring and Summer months to allow flower and herb species time to germinate.

BULBS

SPECIES	No./m ²
Crocus Dutch Collection (50% of area)	
'Queen of the Blues'	10
'Golden Yellow'	10
'Jeanne D' Arc'	10
Dwarf Daffodils (50% of area)	
'February Gold'	10
'Jet Fire'	10
'Canaliculatus'	10

All bulbs to be planted in accordance with the implementation and maintenance guidelines. No bulb species or location should be altered without prior approval from the Landscape Architect. Crocus and Daffodil bulbs to alternate every 2 linear metres.

NOTES

- All landscape proposals must be referred to by the Structural Engineer during foundation design.
- Soiling operations to be carried out in accordance with the implementation and maintenance guidelines.
- All planting to be in accordance with the implementation and maintenance guidelines.
- No species, variety, size or position to be amended without the Landscape Architects prior approval.
- Before trees are planted, the Landscape Contractor shall ascertain the location of drains from the site manager, and shall if necessary make minor adjustments to tree positions to ensure that they are planted at least 1.5m from drains. They should however be planted no closer to houses/garages than is shown on the drawing, and if shown located in shrub beds, the shape of the latter should be adjusted if necessary to accommodate the revised tree position.
- All planting must be mulched in accordance with the implementation and maintenance guidelines.
- If planting is required outside the October-March season, bare root shrubs will be replaced by 3L pot grown plants, and trees will be replaced by a containerised equivalent to be approved by the project landscape architect.

Rev	Description	Date	Team
E.	Updated to LPA comments on tree pits and grass operations.	22/01/14	LM
D.	Updated to latest layout.	23/12/13	LM
C.	Updated following client & LPA comments.	13/12/13	EM
B.	Updated following client & LPA comments.	28/11/13	AP
A.	Red line generated.	14/10/13	HJ

Heyford Park, Parcel B2A

POS Landscape Proposals

Client:
Bovis Homes Central Region

www.pegasuspg.co.uk
Team HJ/AP
10/10/2013
Scale: 1:250 @A1

Bir.4372_03E

