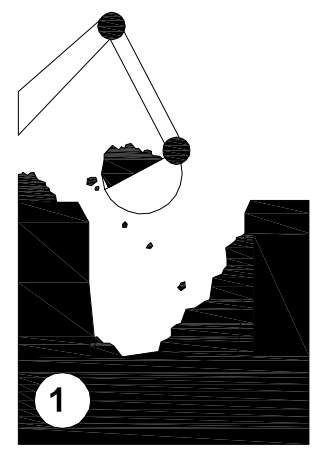


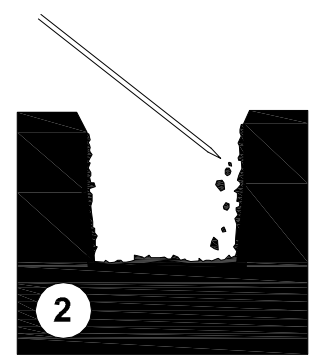
NOTES

- The Landscape Contractor is responsible for identifying all services below ground prior to the excavation of any tree pit. If plans are not available then detection equipment must be used, if there is a conflict between the pit position and services the Site Manager must be informed.
- All arisings from tree pit excavation must be removed either to an area identified by the Site Manager or to an approved tip off site.
- If services run close to the tree pit (within 1m) then a suitable root barrier must be installed to the side of the pit. The barrier must fit to both the width and depth of the pit, a sample or details of the proposed barrier must be submitted for approval.
- Prior to installation the rootball anchoring system/staking details must be submitted for approval.
- All tree pits must be backfilled with topsoil in accordance with BS 3882: 2007 'Specification for topsoiling'. If soil has not been supplied by site then approved soil must be imported to site, all certificates must be handed to the Site Manager on delivery.
- All works must be completed in accordance with the detail.
- An aftercare programme must be agreed with the Site Manager to ensure that the tree is monitored and watered on as required.

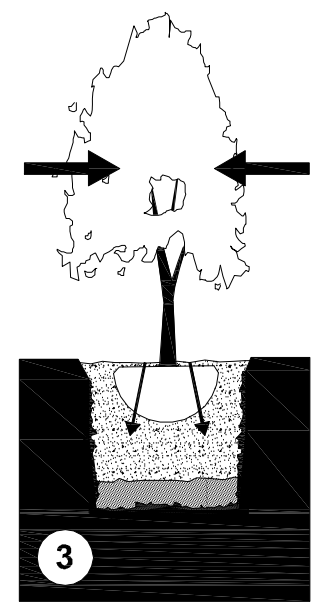
This drawing should be read in conjunction with the tree proposals set out on drawing Bir.4372_01H regarding the Betula nigra trees to swales along Camp Road.



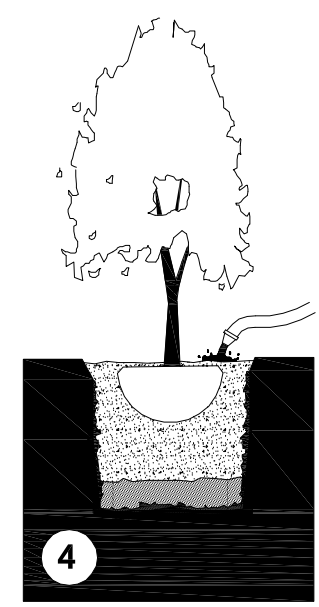
1
Excavate tree pit to the specified depth and a width that will accommodate the proposed rootball.



2
Break up and loosen material to the sides of the pit, in particular the base of the pit to avoid leaving heavily compacted ground.



3
Plant rootballed tree at nursery level in accordance with above detail using an approved anchoring system. Ensure that tree is vertical.



4
Water tree to field capacity following planting works, trees must be checked and watered on a regular basis.

Rev	Description	Date	Team
A	Updated to LPA comments regarding guards and mulch.	22/01/14	LM

Heyford Park, Parcel B2A

Rootballed Trees within Grass Highway Verges

Client:
Bovis Homes Central Region

www.pegasuspg.co.uk
Team HJ
18/12/2013
Scale: 1:20 @A3

Bir.4372_11A

