
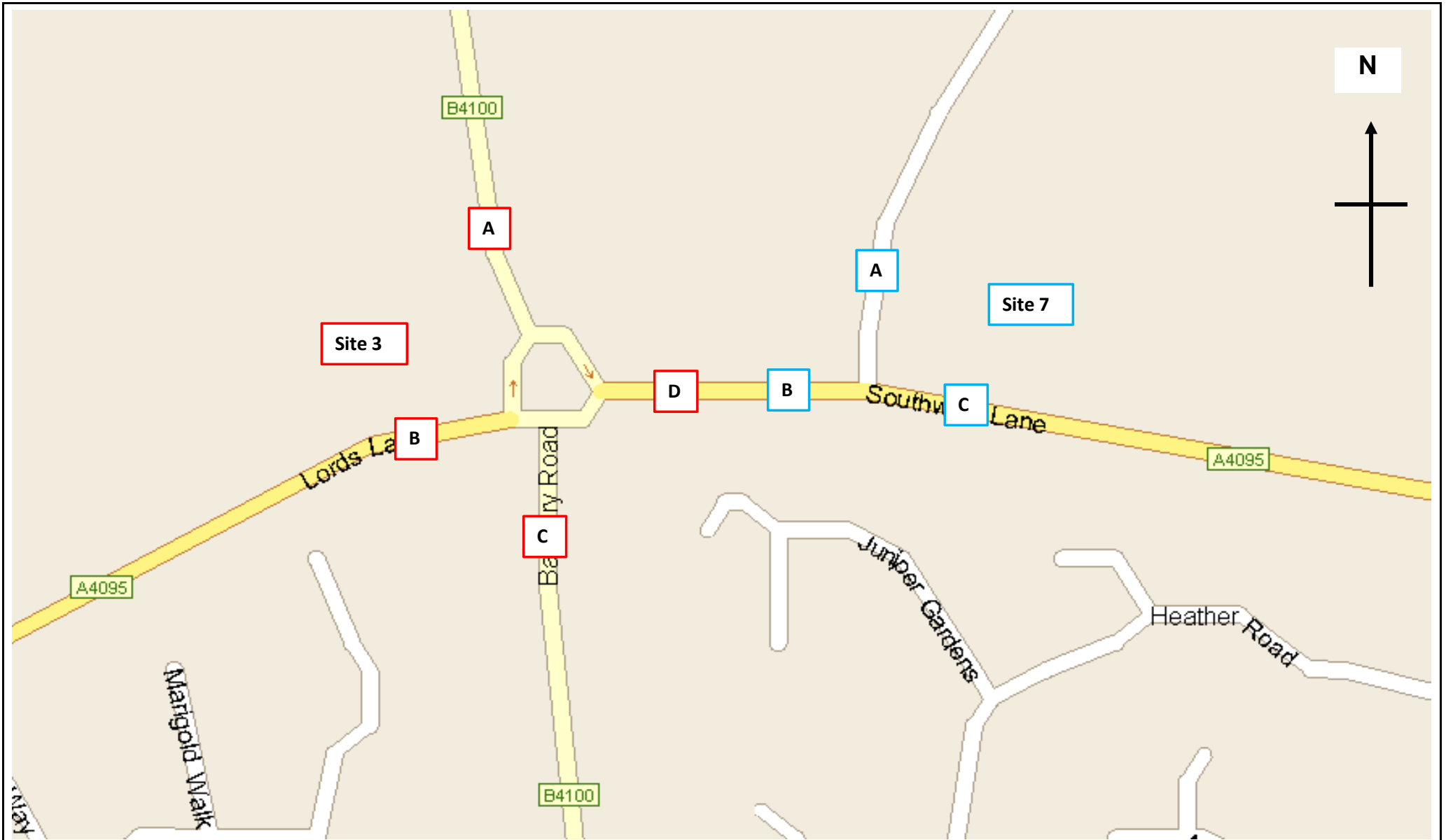



APPENDIX G

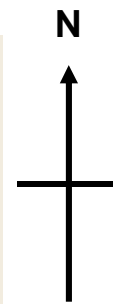
TRAFFIC SURVEY RESULTS



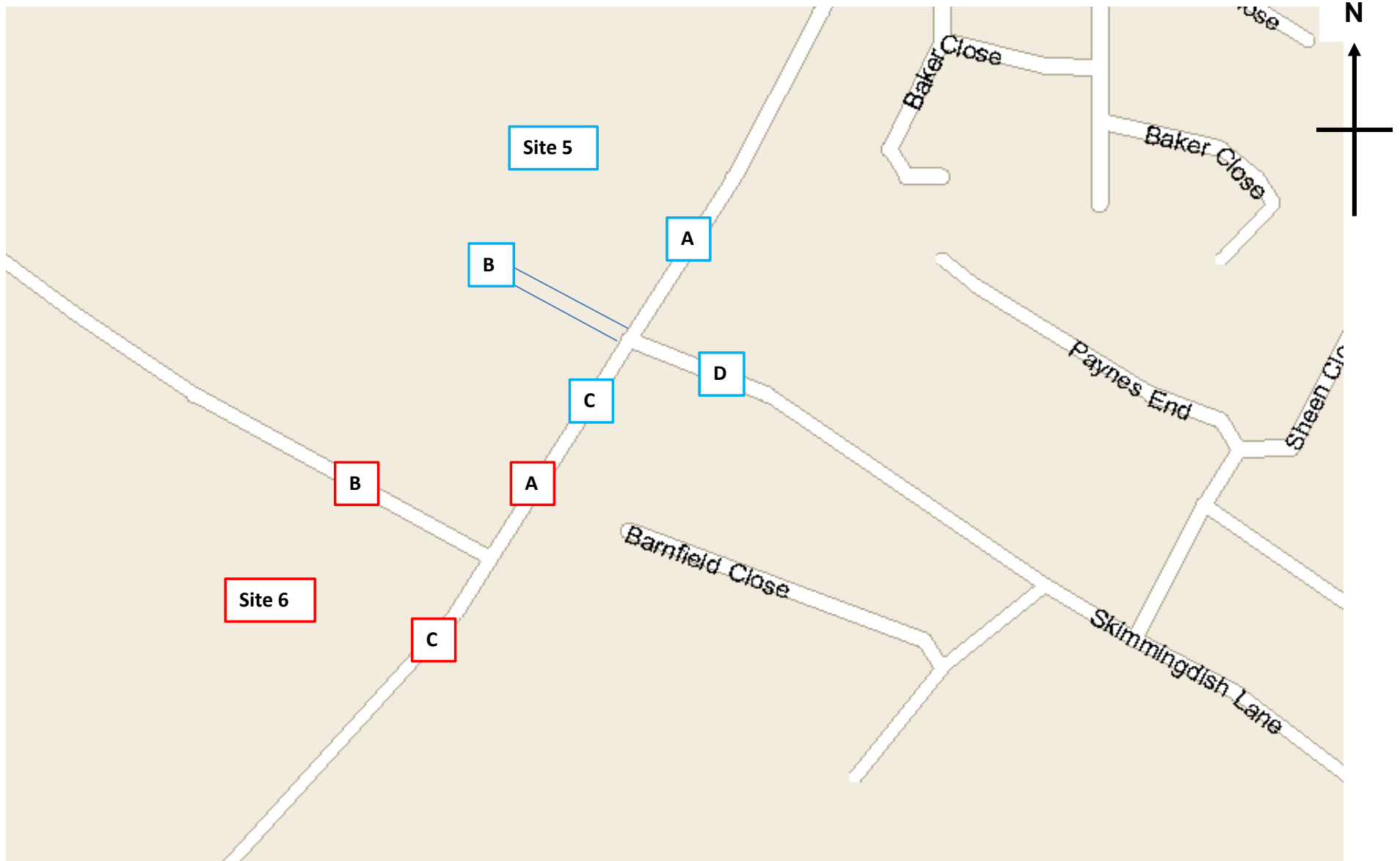
	Site / Location: Site 1, Bucknall Road / A4095 Howes Lane and Site 2, A4095 / Bucknall Road Roundabout	Project No: 2724	Drawing No: 2724-01	Drawn By: CJW
	Survey Date: Wednesday 13th March 2013	Project Name: Bicester		
	Survey Times: 07:00 to 10:00 and 16:00 to 19:00	Drawing Title: Site Layout and Observed Movements		



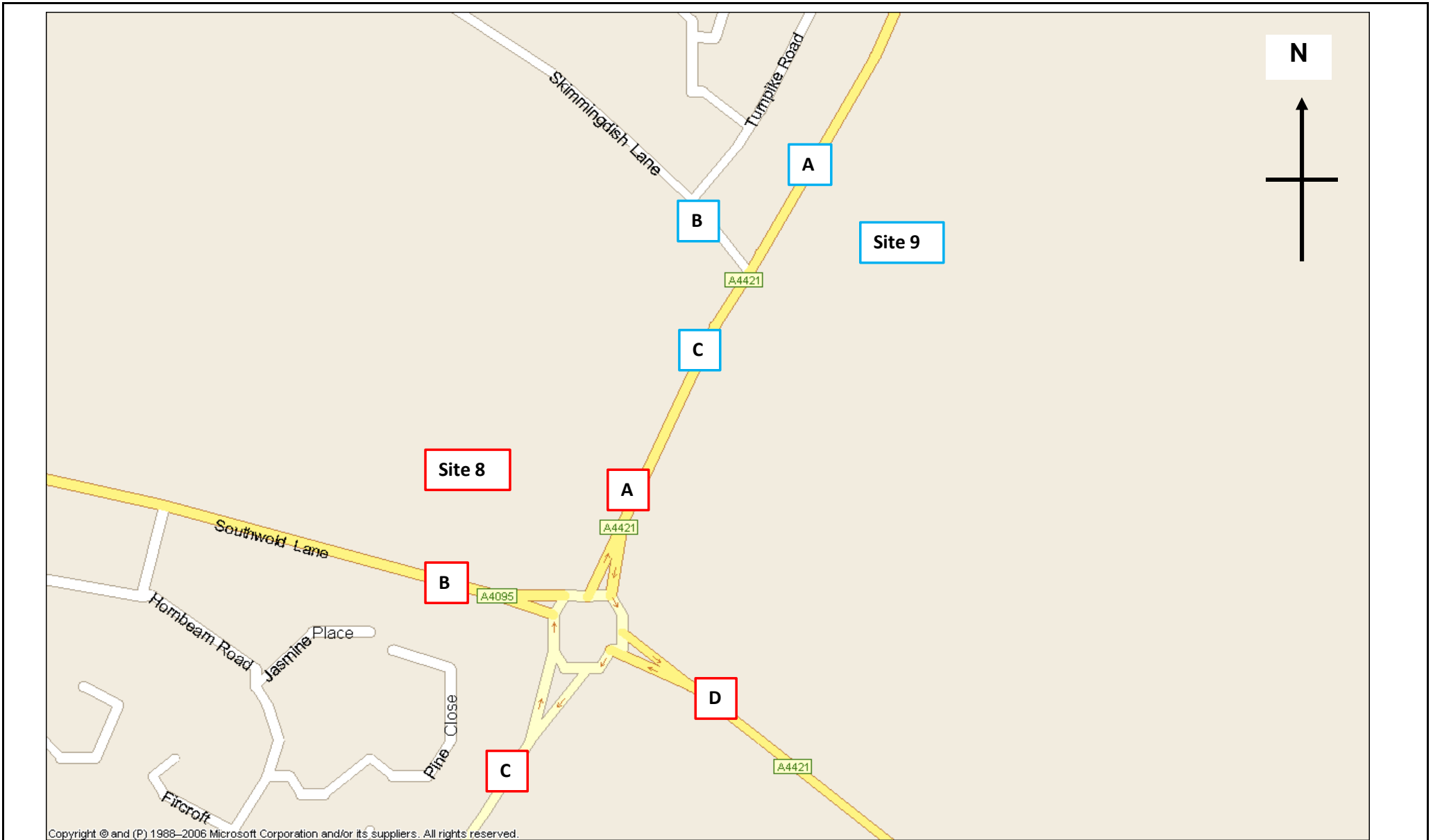
	Site / Location:	Site 3, A4095 / B4100 / Banbury Road Roundabout and Site 7, A4095 / Fringford Road	Project No:	2724	Drawing No:	2724-02	Drawn By:	CJW
	Survey Date:	Wednesday 13th March 2013	Project Name:		Bicester			
	Survey Times:	07:00 to 10:00 and 16:00 to 19:00	Drawing Title:		Site Layout and Observed Movements			




Site / Location:	Site 4, B4100 / unnamed road	Project No:	2724	Drawing No:	2724-03	Drawn By:	CJW
	Survey Date:		Wednesday 13th March 2013		Project Name: Bicester		
	Survey Times:	07:00 to 10:00 and 16:00 to 19:00	Drawing Title:		Site Layout and Observed Movements		




Site / Location:	Site 5, Fringford Road / Skimmingdish Lane / unnamed road and Site 6, Fringford Road / unnamed road	Project No:	2724	Drawing No:	2724-04	Drawn By:	CJW		
	Survey Date:		Wednesday 13th March 2013		Project Name:		Bicester		
	Survey Times:		07:00 to 10:00 and 16:00 to 19:00				Drawing Title:	Site Layout and Observed Movements	



	Site / Location: Site 8, A4095 / A4421 / Skimmingdish Lane / Buckingham Road Roundabout and Site 9, A4421 / Skimmingdish Lane	Project No: 2724	Drawing No: 2724-05	Drawn By: CJW	
	Survey Date: Wednesday 13th March 2013	Project Name: Bicester			
	Survey Times: 07:00 to 10:00 and 16:00 to 19:00	Drawing Title: Site Layout and Observed Movements			



Copyright © and (P) 1988–2006 Microsoft Corporation and/or its suppliers. All rights reserved.

	Site / Location:	Site 10, A4421 / Launton Road Roundabout and Site 11, A4421 Bicester Road Roundabout	Project No:	2724	Drawing No:	2724-06	Drawn By:	CJW
	Survey Date:	Wednesday 13th March 2013	Project Name:		Bicester			
	Survey Times:	07:00 to 10:00 and 16:00 to 19:00	Drawing Title:		Site Layout and Observed Movements			



SITE: 1

DATE: 13/03/2013

LOCATION: Bucknall Road / A4095 Howes Lane

DAY: Wednesday

TIME	A to C							TOT	A to B							TOT
	CAR	LGV	OGV1	OGV2	PSV	MCL	PCL		CAR	LGV	OGV1	OGV2	PSV	MCL	PCL	
07:00	16	0	0	0	0	0	0	16	109	26	1	0	2	0	0	138
07:15	21	1	0	0	2	0	0	24	136	16	1	1	2	1	1	158
07:30	24	0	0	1	0	0	0	25	157	19	2	1	1	0	1	181
07:45	22	3	0	0	1	0	1	27	159	11	2	0	0	0	0	172
08:00	43	2	0	0	0	0	0	45	123	11	1	0	1	0	2	138
08:15	46	3	1	0	0	1	1	52	99	10	2	0	0	0	0	111
08:30	33	2	2	0	1	0	0	38	123	10	2	1	0	0	0	136
08:45	26	0	0	0	0	0	0	26	113	11	1	0	1	0	0	126
09:00	18	4	0	0	0	0	0	22	75	11	0	0	0	0	0	86
09:15	25	1	1	0	0	0	1	28	79	6	1	1	0	0	1	88
09:30	13	2	0	1	0	0	0	16	62	7	1	1	0	0	0	71
09:45	30	2	0	0	0	0	0	32	75	4	3	1	0	0	1	84
P/TOT	317	20	4	2	4	1	3	351	1310	142	17	6	7	1	6	1489

TIME	A to C							TOT	A to B							TOT
	CAR	LGV	OGV1	OGV2	PSV	MCL	PCL		CAR	LGV	OGV1	OGV2	PSV	MCL	PCL	
16:00	34	3	0	0	0	0	0	37	57	4	0	0	1	0	0	62
16:15	33	0	1	0	0	0	0	34	54	7	1	0	0	0	0	62
16:30	40	7	0	0	1	0	1	49	62	11	1	0	0	1	0	75
16:45	66	1	1	0	0	0	2	70	49	6	0	0	0	1	0	56
17:00	34	1	1	0	0	0	0	36	92	9	0	0	0	2	0	103
17:15	41	4	1	0	0	0	0	46	99	6	2	0	0	0	0	107
17:30	53	2	0	0	0	0	1	56	94	8	0	0	1	1	2	106
17:45	36	0	1	0	0	1	1	39	87	8	0	0	0	0	0	95
18:00	30	2	0	0	1	1	2	36	82	9	0	0	0	0	0	91
18:15	40	0	0	0	0	0	0	40	66	4	1	0	0	0	0	71
18:30	42	5	0	0	0	0	0	47	35	0	0	0	0	0	0	35
18:45	26	5	0	0	0	0	1	32	47	4	0	0	0	0	0	51
P/TOT	475	30	5	0	2	2	8	522	824	76	5	0	2	5	2	914



SITE: 1

DATE: 13/03/2013

LOCATION: Bucknall Road / A4095 Howes Lane

DAY: Wednesday

TIME	B to A							TOT	B to C							TOT
	CAR	LGV	OGV1	OGV2	PSV	MCL	PCL		CAR	LGV	OGV1	OGV2	PSV	MCL	PCL	
07:00	34	6	1	0	0	0	0	41	0	0	0	0	0	0	0	0
07:15	43	11	0	1	0	1	0	56	3	1	0	0	0	0	0	4
07:30	59	4	0	0	0	0	1	64	1	1	0	0	0	0	0	2
07:45	76	8	2	0	0	0	0	86	2	2	0	0	0	0	0	4
08:00	64	7	2	1	0	0	1	75	1	1	0	0	0	0	0	2
08:15	61	6	0	0	0	0	0	67	4	1	0	0	0	0	0	5
08:30	61	10	0	0	0	0	0	71	4	3	1	0	0	0	0	8
08:45	73	5	1	0	1	0	0	80	8	0	0	0	0	0	0	8
09:00	46	6	1	1	1	0	0	55	6	1	0	0	0	0	0	7
09:15	32	5	0	0	0	0	0	37	8	0	1	0	0	0	0	9
09:30	29	5	4	0	0	0	1	39	6	1	0	0	0	0	0	7
09:45	34	2	0	0	0	1	0	37	4	0	0	0	0	0	0	4
P/TOT	612	75	11	3	2	2	3	708	47	11	2	0	0	0	0	60

TIME	B to A							TOT	B to C							TOT
	CAR	LGV	OGV1	OGV2	PSV	MCL	PCL		CAR	LGV	OGV1	OGV2	PSV	MCL	PCL	
16:00	73	8	1	1	1	1	0	85	8	2	0	0	0	0	0	10
16:15	82	18	1	1	0	0	0	102	10	2	0	0	0	0	0	12
16:30	115	19	3	2	1	0	0	140	16	2	0	0	0	0	0	18
16:45	104	18	0	0	0	0	1	123	11	4	0	0	0	0	0	15
17:00	119	10	0	0	0	0	0	129	16	3	0	0	0	0	1	20
17:15	137	15	3	0	0	1	0	156	7	1	0	0	0	0	2	10
17:30	174	18	0	0	0	0	1	193	16	1	0	0	0	0	1	18
17:45	136	7	0	0	0	0	1	144	13	1	0	0	0	0	0	14
18:00	127	3	0	0	0	0	1	131	12	2	0	0	0	0	1	15
18:15	116	5	0	0	0	0	1	122	8	1	0	0	0	0	0	9
18:30	93	3	0	0	1	0	0	97	4	1	0	0	0	0	0	5
18:45	62	3	0	0	0	0	0	65	9	1	0	0	0	0	0	10
P/TOT	1338	127	8	4	3	2	5	1487	130	21	0	0	0	0	5	156



SITE: 1

DATE: 13/03/2013

LOCATION: Bucknall Road / A4095 Howes Lane

DAY: Wednesday

TIME	C to B							TOT	C to A							TOT
	CAR	LGV	OGV1	OGV2	PSV	MCL	PCL		CAR	LGV	OGV1	OGV2	PSV	MCL	PCL	
07:00	4	2	1	0	0	0	0	7	23	3	3	0	0	0	1	30
07:15	16	3	0	0	0	0	0	19	25	5	0	0	1	0	0	31
07:30	18	0	0	0	0	0	0	18	32	5	0	0	0	0	0	37
07:45	6	5	1	0	0	0	1	13	38	7	0	0	1	0	0	46
08:00	15	3	0	0	0	0	0	18	34	3	0	0	1	0	0	38
08:15	8	2	1	0	0	0	0	11	40	5	1	0	0	0	0	46
08:30	14	4	0	0	0	0	0	18	35	3	1	0	0	0	0	39
08:45	8	1	0	0	0	0	0	9	32	0	0	1	0	0	0	33
09:00	8	2	0	0	0	0	0	10	19	4	2	0	0	0	0	25
09:15	4	1	1	0	0	0	0	6	22	3	1	0	0	0	0	26
09:30	11	1	0	0	0	0	0	12	13	7	0	0	0	0	0	20
09:45	5	0	0	0	1	0	0	6	22	2	0	0	0	0	0	24
P/TOT	117	24	4	0	1	0	1	147	335	47	8	1	3	0	1	395

TIME	C to B							TOT	C to A							TOT
	CAR	LGV	OGV1	OGV2	PSV	MCL	PCL		CAR	LGV	OGV1	OGV2	PSV	MCL	PCL	
16:00	8	0	0	0	0	0	0	8	32	1	0	0	0	0	1	34
16:15	8	3	0	0	0	0	0	11	36	0	0	0	0	0	2	38
16:30	6	1	0	0	0	0	0	7	30	5	0	0	0	0	1	36
16:45	14	0	0	0	0	0	0	14	33	0	0	0	0	0	0	33
17:00	8	1	0	0	0	0	0	9	31	0	0	0	0	0	0	31
17:15	9	1	0	0	1	0	0	11	48	1	0	0	0	0	0	49
17:30	6	1	0	0	0	0	0	7	31	5	0	0	0	0	1	37
17:45	8	0	0	0	0	0	0	8	46	0	1	0	0	1	0	48
18:00	3	1	0	0	0	0	0	4	26	0	0	0	0	0	0	26
18:15	9	0	0	0	0	0	1	10	28	0	0	0	0	0	1	29
18:30	9	0	0	0	0	0	0	9	41	1	0	0	0	1	0	43
18:45	5	2	0	0	0	0	0	7	18	1	0	0	0	0	0	19
P/TOT	93	10	0	0	1	0	1	105	400	14	1	0	0	2	6	423



SITE: 1

DATE: 13/03/2013

LOCATION: Bucknall Road / A4095 Howes Lane

DAY: Wednesday

TIME	TO ARM A							TOT	FROM ARM A							TOT
	CAR	LGV	OGV1	OGV2	PSV	MCL	PCL		CAR	LGV	OGV1	OGV2	PSV	MCL	PCL	
07:00	57	9	4	0	0	0	1	71	125	26	1	0	2	0	0	154
07:15	68	16	0	1	1	1	0	87	157	17	1	1	4	1	1	182
07:30	91	9	0	0	0	0	1	101	181	19	2	2	1	0	1	206
07:45	114	15	2	0	1	0	0	132	181	14	2	0	1	0	1	199
08:00	98	10	2	1	1	0	1	113	166	13	1	0	1	0	2	183
08:15	101	11	1	0	0	0	0	113	145	13	3	0	0	1	1	163
08:30	96	13	1	0	0	0	0	110	156	12	4	1	1	0	0	174
08:45	105	5	1	1	1	0	0	113	139	11	1	0	1	0	0	152
09:00	65	10	3	1	1	0	0	80	93	15	0	0	0	0	0	108
09:15	54	8	1	0	0	0	0	63	104	7	2	1	0	0	2	116
09:30	42	12	4	0	0	0	1	59	75	9	1	2	0	0	0	87
09:45	56	4	0	0	0	1	0	61	105	6	3	1	0	0	1	116
P/TOT	947	122	19	4	5	2	4	1103	1627	162	21	8	11	2	9	1840

TIME	TO ARM A							TOT	FROM ARM A							TOT
	CAR	LGV	OGV1	OGV2	PSV	MCL	PCL		CAR	LGV	OGV1	OGV2	PSV	MCL	PCL	
16:00	105	9	1	1	1	1	1	119	91	7	0	0	1	0	0	99
16:15	118	18	1	1	0	0	2	140	87	7	2	0	0	0	0	96
16:30	145	24	3	2	1	0	1	176	102	18	1	0	1	1	1	124
16:45	137	18	0	0	0	0	1	156	115	7	1	0	0	1	2	126
17:00	150	10	0	0	0	0	0	160	126	10	1	0	0	2	0	139
17:15	185	16	3	0	0	1	0	205	140	10	3	0	0	0	0	153
17:30	205	23	0	0	0	0	2	230	147	10	0	0	1	1	3	162
17:45	182	7	1	0	0	1	1	192	123	8	1	0	0	1	1	134
18:00	153	3	0	0	0	0	1	157	112	11	0	0	1	1	2	127
18:15	144	5	0	0	0	0	2	151	106	4	1	0	0	0	0	111
18:30	134	4	0	0	1	1	0	140	77	5	0	0	0	0	0	82
18:45	80	4	0	0	0	0	0	84	73	9	0	0	0	0	1	83
P/TOT	1738	141	9	4	3	4	11	1910	1299	106	10	0	4	7	10	1436



SITE: 1

DATE: 13/03/2013

LOCATION: Bucknall Road / A4095 Howes Lane

DAY: Wednesday

TIME	TO ARM B							TOT	FROM ARM B							TOT
	CAR	LGV	OGV1	OGV2	PSV	MCL	PCL		CAR	LGV	OGV1	OGV2	PSV	MCL	PCL	
07:00	113	28	2	0	2	0	0	145	34	6	1	0	0	0	0	41
07:15	152	19	1	1	2	1	1	177	46	12	0	1	0	1	0	60
07:30	175	19	2	1	1	0	1	199	60	5	0	0	0	0	1	66
07:45	165	16	3	0	0	0	1	185	78	10	2	0	0	0	0	90
08:00	138	14	1	0	1	0	2	156	65	8	2	1	0	0	1	77
08:15	107	12	3	0	0	0	0	122	65	7	0	0	0	0	0	72
08:30	137	14	2	1	0	0	0	154	65	13	1	0	0	0	0	79
08:45	121	12	1	0	1	0	0	135	81	5	1	0	1	0	0	88
09:00	83	13	0	0	0	0	0	96	52	7	1	1	1	0	0	62
09:15	83	7	2	1	0	0	1	94	40	5	1	0	0	0	0	46
09:30	73	8	1	1	0	0	0	83	35	6	4	0	0	0	1	46
09:45	80	4	3	1	1	0	1	90	38	2	0	0	0	1	0	41
P/TOT	1427	166	21	6	8	1	7	1636	659	86	13	3	2	2	3	768

TIME	TO ARM B							TOT	FROM ARM B							TOT
	CAR	LGV	OGV1	OGV2	PSV	MCL	PCL		CAR	LGV	OGV1	OGV2	PSV	MCL	PCL	
16:00	65	4	0	0	1	0	0	70	81	10	1	1	1	1	0	95
16:15	62	10	1	0	0	0	0	73	92	20	1	1	0	0	0	114
16:30	68	12	1	0	0	1	0	82	131	21	3	2	1	0	0	158
16:45	63	6	0	0	0	1	0	70	115	22	0	0	0	0	1	138
17:00	100	10	0	0	0	2	0	112	135	13	0	0	0	0	1	149
17:15	108	7	2	0	1	0	0	118	144	16	3	0	0	1	2	166
17:30	100	9	0	0	1	1	2	113	190	19	0	0	0	0	2	211
17:45	95	8	0	0	0	0	0	103	149	8	0	0	0	0	1	158
18:00	85	10	0	0	0	0	0	95	139	5	0	0	0	0	2	146
18:15	75	4	1	0	0	0	1	81	124	6	0	0	0	0	1	131
18:30	44	0	0	0	0	0	0	44	97	4	0	0	1	0	0	102
18:45	52	6	0	0	0	0	0	58	71	4	0	0	0	0	0	75
P/TOT	917	86	5	0	3	5	3	1019	1468	148	8	4	3	2	10	1643



SITE: 1

DATE: 13/03/2013

LOCATION: Bucknall Road / A4095 Howes Lane

DAY: Wednesday

TIME	TO ARM C							TOT	FROM ARM C							TOT
	CAR	LGV	OGV1	OGV2	PSV	MCL	PCL		CAR	LGV	OGV1	OGV2	PSV	MCL	PCL	
07:00	16	0	0	0	0	0	0	16	27	5	4	0	0	0	1	37
07:15	24	2	0	0	2	0	0	28	41	8	0	0	1	0	0	50
07:30	25	1	0	1	0	0	0	27	50	5	0	0	0	0	0	55
07:45	24	5	0	0	1	0	1	31	44	12	1	0	1	0	1	59
08:00	44	3	0	0	0	0	0	47	49	6	0	0	1	0	0	56
08:15	50	4	1	0	0	1	1	57	48	7	2	0	0	0	0	57
08:30	37	5	3	0	1	0	0	46	49	7	1	0	0	0	0	57
08:45	34	0	0	0	0	0	0	34	40	1	0	1	0	0	0	42
09:00	24	5	0	0	0	0	0	29	27	6	2	0	0	0	0	35
09:15	33	1	2	0	0	0	1	37	26	4	2	0	0	0	0	32
09:30	19	3	0	1	0	0	0	23	24	8	0	0	0	0	0	32
09:45	34	2	0	0	0	0	0	36	27	2	0	0	1	0	0	30
P/TOT	364	31	6	2	4	1	3	411	452	71	12	1	4	0	2	542

TIME	TO ARM C							TOT	FROM ARM C							TOT
	CAR	LGV	OGV1	OGV2	PSV	MCL	PCL		CAR	LGV	OGV1	OGV2	PSV	MCL	PCL	
16:00	42	5	0	0	0	0	0	47	40	1	0	0	0	0	1	42
16:15	43	2	1	0	0	0	0	46	44	3	0	0	0	0	2	49
16:30	56	9	0	0	1	0	1	67	36	6	0	0	0	0	1	43
16:45	77	5	1	0	0	0	2	85	47	0	0	0	0	0	0	47
17:00	50	4	1	0	0	0	1	56	39	1	0	0	0	0	0	40
17:15	48	5	1	0	0	0	2	56	57	2	0	0	1	0	0	60
17:30	69	3	0	0	0	0	2	74	37	6	0	0	0	0	1	44
17:45	49	1	1	0	0	1	1	53	54	0	1	0	0	1	0	56
18:00	42	4	0	0	1	1	3	51	29	1	0	0	0	0	0	30
18:15	48	1	0	0	0	0	0	49	37	0	0	0	0	0	2	39
18:30	46	6	0	0	0	0	0	52	50	1	0	0	0	1	0	52
18:45	35	6	0	0	0	0	1	42	23	3	0	0	0	0	0	26
P/TOT	605	51	5	0	2	2	13	678	493	24	1	0	1	2	7	528



SITE: 1

DATE: 13/03/2013

LOCATION: Bucknall Road / A4095 Howes Lane

DAY: Wednesday

TIME	JUNCTION TOTAL							TOT
	CAR	LGV	OGV1	OGV2	PSV	MCL	PCL	
07:00	186	37	6	0	2	0	1	232
07:15	244	37	1	2	5	2	1	292
07:30	291	29	2	2	1	0	2	327
07:45	303	36	5	0	2	0	2	348
08:00	280	27	3	1	2	0	3	316
08:15	258	27	5	0	0	1	1	292
08:30	270	32	6	1	1	0	0	310
08:45	260	17	2	1	2	0	0	282
09:00	172	28	3	1	1	0	0	205
09:15	170	16	5	1	0	0	2	194
09:30	134	23	5	2	0	0	1	165
09:45	170	10	3	1	1	1	1	187
P/TOT	2738	319	46	12	17	4	14	3150

PEAK HOUR CALCULATION	
07:00 to 08:00	1199
07:15 to 08:15	1283
07:30 to 08:30	1283
07:45 to 08:45	1266
08:00 to 09:00	1200
08:15 to 09:15	1089
08:30 to 09:30	991
08:45 to 09:45	846
09:00 to 10:00	751
PEAK VALUE	1283

TIME	JUNCTION TOTAL							TOT
	CAR	LGV	OGV1	OGV2	PSV	MCL	PCL	
16:00	212	18	1	1	2	1	1	236
16:15	223	30	3	1	0	0	2	259
16:30	269	45	4	2	2	1	2	325
16:45	277	29	1	0	0	1	3	311
17:00	300	24	1	0	0	2	1	328
17:15	341	28	6	0	1	1	2	379
17:30	374	35	0	0	1	1	6	417
17:45	326	16	2	0	0	2	2	348
18:00	280	17	0	0	1	1	4	303
18:15	267	10	1	0	0	0	3	281
18:30	224	10	0	0	1	1	0	236
18:45	167	16	0	0	0	0	1	184
P/TOT	3260	278	19	4	8	11	27	3607

PEAK HOUR CALCULATION	
16:00 to 17:00	1131
16:15 to 17:15	1223
16:30 to 17:30	1343
16:45 to 17:45	1435
17:00 to 18:00	1472
17:15 to 18:15	1447
17:30 to 18:30	1349
17:45 to 18:45	1168
18:00 to 19:00	1004
PEAK VALUE	1472



SITE: 2

DATE: 13/03/2013

LOCATION: A4095 / Bucknall Road Roundabout

DAY: Wednesday

TIME	A to C							TOT	A to B							TOT
	CAR	LGV	OGV1	OGV2	PSV	MCL	PCL		CAR	LGV	OGV1	OGV2	PSV	MCL	PCL	
07:00	6	1	0	0	0	0	0	7	8	4	0	0	0	0	0	12
07:15	8	0	0	0	0	0	0	8	10	0	0	0	0	0	0	10
07:30	6	1	0	0	0	0	0	7	11	1	0	0	0	0	0	12
07:45	15	2	0	0	0	0	0	17	12	1	0	0	0	0	1	14
08:00	8	2	0	0	0	0	0	10	18	1	0	0	1	0	0	20
08:15	12	1	0	0	0	0	0	13	12	0	1	0	0	1	0	14
08:30	17	0	0	0	0	0	0	17	17	0	0	0	0	0	0	17
08:45	9	1	0	0	1	0	0	11	10	0	0	0	0	0	0	10
09:00	5	0	0	0	0	0	0	5	6	2	0	0	0	0	0	8
09:15	4	0	0	0	0	0	1	5	13	1	0	0	0	0	0	14
09:30	5	1	0	0	0	0	0	6	5	0	0	1	0	0	0	6
09:45	8	0	0	0	0	0	0	8	13	0	0	0	0	0	0	13
P/TOT	103	9	0	0	1	0	1	114	135	10	1	1	1	1	1	150

TIME	A to C							TOT	A to B							TOT
	CAR	LGV	OGV1	OGV2	PSV	MCL	PCL		CAR	LGV	OGV1	OGV2	PSV	MCL	PCL	
16:00	8	2	0	0	0	0	0	10	12	0	0	0	0	0	0	12
16:15	9	2	0	0	0	0	0	11	12	1	1	0	0	0	0	14
16:30	12	1	0	0	0	0	0	13	8	1	0	0	0	0	0	9
16:45	14	1	0	0	0	0	0	15	17	0	1	0	0	0	0	18
17:00	4	3	0	0	0	0	0	7	13	1	1	0	0	0	0	15
17:15	10	0	0	0	0	0	0	10	10	2	0	0	0	0	0	12
17:30	17	1	0	0	0	0	0	18	13	2	0	0	0	0	0	15
17:45	8	0	0	0	0	0	0	8	10	0	0	0	0	0	0	10
18:00	15	2	0	0	0	0	0	17	11	1	0	0	1	0	0	13
18:15	9	0	0	0	0	0	0	9	21	0	0	0	0	0	0	21
18:30	9	2	0	0	0	0	0	11	12	0	0	0	0	0	0	12
18:45	8	0	0	0	0	0	0	8	6	2	0	0	0	0	0	8
P/TOT	123	14	0	0	0	0	0	137	145	10	3	0	1	0	0	159



SITE: 2

DATE: 13/03/2013

LOCATION: A4095 / Bucknall Road Roundabout

DAY: Wednesday

TIME	A to A							TOT
	CAR	LGV	OGV1	OGV2	PSV	MCL	PCL	
07:00	0	0	0	0	0	0	0	0
07:15	0	0	0	0	0	0	0	0
07:30	0	0	0	0	0	0	0	0
07:45	0	0	0	0	0	0	0	0
08:00	0	0	0	0	0	0	0	0
08:15	0	0	0	0	0	0	0	0
08:30	0	0	0	0	0	0	0	0
08:45	0	0	0	0	0	0	0	0
09:00	0	0	0	0	0	0	0	0
09:15	0	0	0	0	0	0	0	0
09:30	0	0	0	0	0	0	0	0
09:45	0	0	0	0	0	0	0	0
P/TOT	0	0	0	0	0	0	0	0

TIME	A to A							TOT
	CAR	LGV	OGV1	OGV2	PSV	MCL	PCL	
16:00	0	0	0	0	0	0	0	0
16:15	0	0	0	0	0	0	0	0
16:30	0	0	0	0	0	0	0	0
16:45	0	0	0	0	0	0	0	0
17:00	0	0	0	0	0	0	0	0
17:15	0	0	0	0	0	0	0	0
17:30	0	0	0	0	0	0	0	0
17:45	0	0	0	0	0	0	0	0
18:00	0	0	0	0	0	0	0	0
18:15	0	0	0	0	0	0	0	0
18:30	0	0	0	0	0	0	0	0
18:45	0	0	0	0	0	0	0	0
P/TOT	0	0	0	0	0	0	0	0



SITE: 2

DATE: 13/03/2013

LOCATION: A4095 / Bucknall Road Roundabout

DAY: Wednesday

TIME	B to A							TOT	B to C							TOT
	CAR	LGV	OGV1	OGV2	PSV	MCL	PCL		CAR	LGV	OGV1	OGV2	PSV	MCL	PCL	
07:00	7	0	0	0	0	0	0	7	50	9	4	0	0	0	1	64
07:15	10	1	0	0	1	0	0	12	58	15	0	1	0	1	0	75
07:30	19	3	0	0	0	0	0	22	72	6	0	0	0	0	0	78
07:45	17	4	0	0	0	0	0	21	93	11	2	0	1	0	0	107
08:00	15	1	0	0	0	0	0	16	83	9	2	1	1	0	0	96
08:15	7	1	0	0	0	0	0	8	94	10	1	0	0	0	0	105
08:30	8	1	0	0	0	0	0	9	88	11	1	0	0	0	0	100
08:45	14	1	0	0	0	0	0	15	90	4	1	1	1	0	0	97
09:00	11	1	1	0	0	0	0	13	54	9	2	1	1	0	0	67
09:15	4	4	0	0	0	0	0	8	50	4	0	0	0	0	0	54
09:30	9	3	1	0	0	0	0	13	33	9	3	0	0	0	0	45
09:45	6	0	0	0	0	0	0	6	49	4	0	0	0	1	0	54
P/TOT	127	20	2	0	1	0	0	150	814	101	16	4	4	2	1	942

TIME	B to A							TOT	B to C							TOT
	CAR	LGV	OGV1	OGV2	PSV	MCL	PCL		CAR	LGV	OGV1	OGV2	PSV	MCL	PCL	
16:00	12	0	0	0	0	0	0	12	92	9	1	1	1	1	0	105
16:15	14	0	0	0	0	0	0	14	104	18	1	1	0	0	0	124
16:30	11	2	0	1	0	0	1	15	133	22	3	1	1	0	1	161
16:45	14	0	0	0	0	0	0	14	123	18	0	0	0	0	0	141
17:00	17	3	0	0	0	0	0	20	132	7	0	0	0	0	0	139
17:15	17	0	0	0	0	0	0	17	168	16	3	0	0	1	0	188
17:30	12	2	0	0	0	0	0	14	192	21	0	0	0	0	0	213
17:45	15	0	1	0	0	0	0	16	167	7	0	0	0	1	1	176
18:00	15	0	0	0	0	0	0	15	138	3	0	0	0	0	0	141
18:15	12	0	0	0	0	0	1	13	132	5	0	0	0	0	1	138
18:30	23	1	0	0	0	0	0	24	110	3	0	0	1	1	0	115
18:45	8	0	0	0	0	0	0	8	72	4	0	0	0	0	0	76
P/TOT	170	8	1	1	0	0	2	182	1563	133	8	3	3	4	3	1717



SITE: 2

DATE: 13/03/2013

LOCATION: A4095 / Bucknall Road Roundabout

DAY: Wednesday

TIME	B to B							TOT
	CAR	LGV	OGV1	OGV2	PSV	MCL	PCL	
07:00	0	0	0	0	0	0	0	0
07:15	0	0	0	0	0	0	0	0
07:30	0	0	0	0	0	0	0	0
07:45	4	0	0	0	0	0	0	4
08:00	0	0	0	0	0	0	0	0
08:15	0	0	0	0	0	0	0	0
08:30	0	1	0	0	0	0	0	1
08:45	1	0	0	0	0	0	0	1
09:00	0	0	0	0	0	0	0	0
09:15	0	0	1	0	0	0	0	1
09:30	0	0	0	0	0	0	0	0
09:45	1	0	0	0	0	0	0	1
P/TOT	6	1	1	0	0	0	0	8

TIME	B to B							TOT
	CAR	LGV	OGV1	OGV2	PSV	MCL	PCL	
16:00	1	0	0	0	0	0	0	1
16:15	0	0	0	0	0	0	0	0
16:30	1	0	0	0	0	0	0	1
16:45	0	0	0	0	0	0	0	0
17:00	1	0	0	0	0	0	0	1
17:15	0	0	0	0	0	0	0	0
17:30	1	0	0	0	0	0	0	1
17:45	0	0	0	0	0	0	0	0
18:00	0	0	0	0	0	0	0	0
18:15	0	0	0	0	0	0	0	0
18:30	1	0	0	0	0	0	0	1
18:45	0	0	0	0	0	0	0	0
P/TOT	5	0	0	0	0	0	0	5



SITE: 2

DATE: 13/03/2013

LOCATION: A4095 / Bucknall Road Roundabout

DAY: Wednesday

TIME	C to B								TOT	C to A								TOT
	CAR	LGV	OGV1	OGV2	PSV	MCL	PCL	CAR		LGV	OGV1	OGV2	PSV	MCL	PCL			
07:00	117	22	1	0	2	0	0	142	16	3	2	0	0	0	0	21		
07:15	147	17	1	1	4	1	0	171	18	2	0	0	0	0	0	20		
07:30	170	18	2	2	1	0	0	193	15	3	0	0	0	0	0	18		
07:45	165	13	2	0	1	0	0	181	15	1	1	0	1	0	0	18		
08:00	148	12	1	0	0	0	0	161	23	6	0	0	0	0	0	29		
08:15	133	13	2	0	0	0	0	148	10	1	0	0	0	0	0	11		
08:30	139	11	4	1	1	0	0	156	13	0	0	0	1	0	0	14		
08:45	128	11	1	0	1	0	0	141	8	6	0	0	0	0	0	14		
09:00	87	13	0	0	0	0	0	100	10	4	0	0	0	0	0	14		
09:15	91	6	1	1	0	0	1	100	8	2	0	0	0	0	0	10		
09:30	70	9	1	1	0	0	0	81	6	4	0	0	0	0	0	10		
09:45	91	6	3	1	0	0	0	101	6	0	0	0	0	0	0	6		
P/TOT	1486	151	19	7	10	1	1	1675	148	32	3	0	2	0	0	185		

TIME	C to B								TOT	C to A								TOT
	CAR	LGV	OGV1	OGV2	PSV	MCL	PCL	CAR		LGV	OGV1	OGV2	PSV	MCL	PCL			
16:00	78	7	0	0	1	0	0	86	13	2	0	0	0	0	0	15		
16:15	75	6	1	0	0	0	0	82	5	1	0	0	0	0	0	6		
16:30	93	17	1	0	1	1	0	113	6	0	0	0	0	0	0	6		
16:45	98	7	0	0	0	1	0	106	7	4	0	0	0	0	0	11		
17:00	112	9	0	0	0	2	0	123	11	1	0	0	0	1	0	13		
17:15	130	8	3	0	0	0	0	141	13	1	0	0	0	0	0	14		
17:30	133	8	0	0	1	1	0	143	13	2	0	0	0	0	0	15		
17:45	113	8	1	0	0	1	1	124	5	1	0	0	0	0	0	6		
18:00	101	10	0	0	0	1	1	113	6	1	0	0	0	0	0	7		
18:15	85	4	1	0	0	0	0	90	5	1	0	0	0	0	0	6		
18:30	64	5	0	0	0	0	0	69	10	1	0	0	0	0	0	11		
18:45	67	7	0	0	0	0	0	74	7	0	0	0	0	0	0	7		
P/TOT	1149	96	7	0	3	7	2	1264	101	15	0	0	0	1	0	117		



SITE: 2

DATE: 13/03/2013

LOCATION: A4095 / Bucknall Road Roundabout

DAY: Wednesday

TIME	C to C							TOT
	CAR	LGV	OGV1	OGV2	PSV	MCL	PCL	
07:00	0	0	0	0	0	0	0	0
07:15	0	0	0	0	0	0	0	0
07:30	0	0	0	0	0	0	0	0
07:45	0	0	0	0	0	0	0	0
08:00	0	0	0	0	0	0	0	0
08:15	1	0	0	0	0	0	0	1
08:30	0	0	0	0	0	0	0	0
08:45	0	0	0	0	1	0	0	1
09:00	0	0	0	0	0	0	0	0
09:15	0	0	0	1	0	0	0	1
09:30	0	0	0	0	0	0	0	0
09:45	1	0	0	0	0	0	0	1
P/TOT	2	0	0	1	1	0	0	4

TIME	C to C							TOT
	CAR	LGV	OGV1	OGV2	PSV	MCL	PCL	
16:00	0	0	0	0	0	0	0	0
16:15	0	0	0	0	0	0	0	0
16:30	1	0	0	0	0	0	0	1
16:45	1	0	0	0	0	0	0	1
17:00	0	0	0	0	0	0	0	0
17:15	1	0	0	0	0	0	0	1
17:30	0	0	0	0	0	0	0	0
17:45	1	0	0	0	0	0	0	1
18:00	1	0	0	0	0	0	0	1
18:15	0	0	0	0	0	0	0	0
18:30	0	0	0	0	0	0	0	0
18:45	0	0	0	0	0	0	0	0
P/TOT	5	0	0	0	0	0	0	5



SITE: 2

DATE: 13/03/2013

LOCATION: A4095 / Bucknall Road Roundabout

DAY: Wednesday

TIME	TO ARM A								TOT	FROM ARM A								TOT
	CAR	LGV	OGV1	OGV2	PSV	MCL	PCL	CAR		LGV	OGV1	OGV2	PSV	MCL	PCL			
07:00	23	3	2	0	0	0	0	28	14	5	0	0	0	0	0	19		
07:15	28	3	0	0	1	0	0	32	18	0	0	0	0	0	0	18		
07:30	34	6	0	0	0	0	0	40	17	2	0	0	0	0	0	19		
07:45	32	5	1	0	1	0	0	39	27	3	0	0	0	0	1	31		
08:00	38	7	0	0	0	0	0	45	26	3	0	0	1	0	0	30		
08:15	17	2	0	0	0	0	0	19	24	1	1	0	0	1	0	27		
08:30	21	1	0	0	1	0	0	23	34	0	0	0	0	0	0	34		
08:45	22	7	0	0	0	0	0	29	19	1	0	0	1	0	0	21		
09:00	21	5	1	0	0	0	0	27	11	2	0	0	0	0	0	13		
09:15	12	6	0	0	0	0	0	18	17	1	0	0	0	0	1	19		
09:30	15	7	1	0	0	0	0	23	10	1	0	1	0	0	0	12		
09:45	12	0	0	0	0	0	0	12	21	0	0	0	0	0	0	21		
P/TOT	275	52	5	0	3	0	0	335	238	19	1	1	2	1	2	264		

TIME	TO ARM A								TOT	FROM ARM A								TOT
	CAR	LGV	OGV1	OGV2	PSV	MCL	PCL	CAR		LGV	OGV1	OGV2	PSV	MCL	PCL			
16:00	25	2	0	0	0	0	0	27	20	2	0	0	0	0	0	22		
16:15	19	1	0	0	0	0	0	20	21	3	1	0	0	0	0	25		
16:30	17	2	0	1	0	0	1	21	20	2	0	0	0	0	0	22		
16:45	21	4	0	0	0	0	0	25	31	1	1	0	0	0	0	33		
17:00	28	4	0	0	0	1	0	33	17	4	1	0	0	0	0	22		
17:15	30	1	0	0	0	0	0	31	20	2	0	0	0	0	0	22		
17:30	25	4	0	0	0	0	0	29	30	3	0	0	0	0	0	33		
17:45	20	1	1	0	0	0	0	22	18	0	0	0	0	0	0	18		
18:00	21	1	0	0	0	0	0	22	26	3	0	0	1	0	0	30		
18:15	17	1	0	0	0	0	1	19	30	0	0	0	0	0	0	30		
18:30	33	2	0	0	0	0	0	35	21	2	0	0	0	0	0	23		
18:45	15	0	0	0	0	0	0	15	14	2	0	0	0	0	0	16		
P/TOT	271	23	1	1	0	1	2	299	268	24	3	0	1	0	0	296		



SITE: 2

DATE: 13/03/2013

LOCATION: A4095 / Bucknall Road Roundabout

DAY: Wednesday

TIME	TO ARM B								TOT	FROM ARM B								TOT
	CAR	LGV	OGV1	OGV2	PSV	MCL	PCL	CAR		LGV	OGV1	OGV2	PSV	MCL	PCL			
07:00	125	26	1	0	2	0	0	154	57	9	4	0	0	0	1	71		
07:15	157	17	1	1	4	1	0	181	68	16	0	1	1	1	0	87		
07:30	181	19	2	2	1	0	0	205	91	9	0	0	0	0	0	100		
07:45	181	14	2	0	1	0	1	199	114	15	2	0	1	0	0	132		
08:00	166	13	1	0	1	0	0	181	98	10	2	1	1	0	0	112		
08:15	145	13	3	0	0	1	0	162	101	11	1	0	0	0	0	113		
08:30	156	12	4	1	1	0	0	174	96	13	1	0	0	0	0	110		
08:45	139	11	1	0	1	0	0	152	105	5	1	1	1	0	0	113		
09:00	93	15	0	0	0	0	0	108	65	10	3	1	1	0	0	80		
09:15	104	7	2	1	0	0	1	115	54	8	1	0	0	0	0	63		
09:30	75	9	1	2	0	0	0	87	42	12	4	0	0	0	0	58		
09:45	105	6	3	1	0	0	0	115	56	4	0	0	0	1	0	61		
P/TOT	1627	162	21	8	11	2	2	1833	947	122	19	4	5	2	1	1100		

TIME	TO ARM B								TOT	FROM ARM B								TOT
	CAR	LGV	OGV1	OGV2	PSV	MCL	PCL	CAR		LGV	OGV1	OGV2	PSV	MCL	PCL			
16:00	91	7	0	0	1	0	0	99	105	9	1	1	1	1	0	118		
16:15	87	7	2	0	0	0	0	96	118	18	1	1	0	0	0	138		
16:30	102	18	1	0	1	1	0	123	145	24	3	2	1	0	2	177		
16:45	115	7	1	0	0	1	0	124	137	18	0	0	0	0	0	155		
17:00	126	10	1	0	0	2	0	139	150	10	0	0	0	0	0	160		
17:15	140	10	3	0	0	0	0	153	185	16	3	0	0	1	0	205		
17:30	147	10	0	0	1	1	0	159	205	23	0	0	0	0	0	228		
17:45	123	8	1	0	0	1	1	134	182	7	1	0	0	1	1	192		
18:00	112	11	0	0	1	1	1	126	153	3	0	0	0	0	0	156		
18:15	106	4	1	0	0	0	0	111	144	5	0	0	0	0	2	151		
18:30	77	5	0	0	0	0	0	82	134	4	0	0	1	1	0	140		
18:45	73	9	0	0	0	0	0	82	80	4	0	0	0	0	0	84		
P/TOT	1299	106	10	0	4	7	2	1428	1738	141	9	4	3	4	5	1904		



SITE: 2

DATE: 13/03/2013

LOCATION: A4095 / Bucknall Road Roundabout

DAY: Wednesday

TIME	TO ARM C								TOT	FROM ARM C								TOT
	CAR	LGV	OGV1	OGV2	PSV	MCL	PCL	CAR		LGV	OGV1	OGV2	PSV	MCL	PCL			
07:00	56	10	4	0	0	0	1	71	133	25	3	0	2	0	0	163		
07:15	66	15	0	1	0	1	0	83	165	19	1	1	4	1	0	191		
07:30	78	7	0	0	0	0	0	85	185	21	2	2	1	0	0	211		
07:45	108	13	2	0	1	0	0	124	180	14	3	0	2	0	0	199		
08:00	91	11	2	1	1	0	0	106	171	18	1	0	0	0	0	190		
08:15	107	11	1	0	0	0	0	119	144	14	2	0	0	0	0	160		
08:30	105	11	1	0	0	0	0	117	152	11	4	1	2	0	0	170		
08:45	99	5	1	1	3	0	0	109	136	17	1	0	2	0	0	156		
09:00	59	9	2	1	1	0	0	72	97	17	0	0	0	0	0	114		
09:15	54	4	0	1	0	0	1	60	99	8	1	2	0	0	1	111		
09:30	38	10	3	0	0	0	0	51	76	13	1	1	0	0	0	91		
09:45	58	4	0	0	0	1	0	63	98	6	3	1	0	0	0	108		
P/TOT	919	110	16	5	6	2	2	1060	1636	183	22	8	13	1	1	1864		

TIME	TO ARM C								TOT	FROM ARM C								TOT
	CAR	LGV	OGV1	OGV2	PSV	MCL	PCL	CAR		LGV	OGV1	OGV2	PSV	MCL	PCL			
16:00	100	11	1	1	1	1	0	115	91	9	0	0	1	0	0	101		
16:15	113	20		1	0	0	0	134	80	7	1		0	0	0	88		
16:30	146	23		1	1	0	1	172	100	17	1		1	1	0	120		
16:45	138	19		0	0	0	0	157	106	11	0		0	1	0	118		
17:00	136	10		0	0	0	0	146	123	10	0		0	3	0	136		
17:15	179	16		0	0	1	0	196	144	9	3		0	0	0	156		
17:30	209	22		0	0	0	0	231	146	10	0		1	1	0	158		
17:45	176	7		0	0	1	1	185	119	9	1		0	1	1	131		
18:00	154	5		0	0	0	0	159	108	11	0		0	1	1	121		
18:15	141	5		0	0	0	1	147	90	5	1		0	0	0	96		
18:30	119	5		0	1	1	0	126	74	6	0		0	0	0	80		
18:45	80	4		0	0	0	0	84	74	7	0		0	0	0	81		
P/TOT	1691	147	8	3	3	4	3	1852	1255	111	7	0	3	8	2	1386		



SITE: 2

DATE: 13/03/2013

LOCATION: A4095 / Bucknall Road Roundabout

DAY: Wednesday

TIME	JUNCTION TOTAL							TOT
	CAR	LGV	OGV1	OGV2	PSV	MCL	PCL	
07:00	204	39	7	0	2	0	1	253
07:15	251	35	1	2	5	2	0	296
07:30	293	32	2	2	1	0	0	330
07:45	321	32	5	0	3	0	1	362
08:00	295	31	3	1	2	0	0	332
08:15	269	26	4	0	0	1	0	300
08:30	282	24	5	1	2	0	0	314
08:45	260	23	2	1	4	0	0	290
09:00	173	29	3	1	1	0	0	207
09:15	170	17	2	2	0	0	2	193
09:30	128	26	5	2	0	0	0	161
09:45	175	10	3	1	0	1	0	190
P/TOT	2821	324	42	13	20	4	4	3228

PEAK HOUR CALCULATION	
07:00 to 08:00	1241
07:15 to 08:15	1320
07:30 to 08:30	1324
07:45 to 08:45	1308
08:00 to 09:00	1236
08:15 to 09:15	1111
08:30 to 09:30	1004
08:45 to 09:45	851
09:00 to 10:00	751
PEAK VALUE	1324

TIME	JUNCTION TOTAL							TOT
	CAR	LGV	OGV1	OGV2	PSV	MCL	PCL	
16:00	216	20	1	1	2	1	0	241
16:15	219	28	2	1	0	0	0	250
16:30	265	43	1	2	2	1	2	316
16:45	274	30	1	0	0	1	0	306
17:00	290	24	1	0	0	3	0	318
17:15	349	27	3	0	0	1	0	380
17:30	381	36	0	0	1	1	0	419
17:45	319	16	2	0	0	2	2	341
18:00	287	17	0	0	1	1	1	307
18:15	264	10	1	0	0	0	2	277
18:30	229	12	0	0	1	1	0	243
18:45	168	13	0	0	0	0	0	181
P/TOT	3261	276	19	4	7	12	7	3579

PEAK HOUR CALCULATION	
16:00 to 17:00	1113
16:15 to 17:15	1190
16:30 to 17:30	1320
16:45 to 17:45	1423
17:00 to 18:00	1458
17:15 to 18:15	1447
17:30 to 18:30	1344
17:45 to 18:45	1168
18:00 to 19:00	1008
PEAK VALUE	1458



SITE: 3

DATE: 13/03/2013

LOCATION: A4095 / B4100 / Banbury Road Roundabout

DAY: Wednesday

TIME	A to D								TOT	A to C								TOT
	CAR	LGV	OGV1	OGV2	PSV	MCL	PCL	TOT		CAR	LGV	OGV1	OGV2	PSV	MCL	PCL	TOT	
07:00	36	10	1	2	1	0	0	50	19	5	1	0	0	0	0	25		
07:15	69	13	1	4	1	0	0	88	44	9	1	0	0	0	0	54		
07:30	71	11	3	5	0	0	0	90	50	13	1	0	0	0	0	64		
07:45	90	12	3	5	0	1	0	111	61	10	2	1	0	0	0	74		
08:00	88	10	3	2	0	0	0	103	59	10	0	0	0	0	0	69		
08:15	114	13	3	2	1	0	0	133	67	4	1	0	0	0	0	72		
08:30	72	8	8	0	1	0	0	89	57	4	4	1	0	0	0	66		
08:45	71	8	3	2	2	2	0	88	37	5	2	0	2	0	0	46		
09:00	43	6	4	2	0	1	0	56	29	6	0	0	0	0	0	35		
09:15	35	6	3	2	1	1	0	48	32	3	2	0	0	0	0	37		
09:30	19	9	2	6	0	0	0	36	22	2	0	0	0	0	0	24		
09:45	30	5	5	2	0	0	0	42	28	4	0	0	0	0	0	32		
P/TOT	738	111	39	34	7	5	0	934	505	75	14	2	2	0	0	598		

TIME	A to D								TOT	A to C								TOT
	CAR	LGV	OGV1	OGV2	PSV	MCL	PCL	TOT		CAR	LGV	OGV1	OGV2	PSV	MCL	PCL	TOT	
16:00	37	7	1	0	1	0	0	46	28	3	0	0	0	0	0	31		
16:15	35	12	1	2	1	0	0	51	27	2	0	0	0	0	0	29		
16:30	41	6	6	2	2	0	0	57	21	3	1	0	0	0	0	25		
16:45	42	8	2	0	2	0	0	54	33	4	0	0	0	0	0	37		
17:00	46	9	0	0	0	1	0	56	30	3	0	0	0	0	0	33		
17:15	57	7	0	2	0	1	0	67	39	0	0	0	0	0	0	39		
17:30	58	3	0	1	0	0	0	62	28	0	0	0	0	0	0	28		
17:45	70	2	1	0	0	0	0	73	42	4	1	0	0	0	0	47		
18:00	55	3	2	2	1	0	0	63	25	1	2	0	0	0	0	28		
18:15	47	4	2	0	0	1	0	54	27	1	0	0	0	0	0	28		
18:30	35	3	2	3	1	0	0	44	19	1	0	0	0	0	0	20		
18:45	30	4	0	1	2	0	0	37	16	1	0	0	0	0	0	17		
P/TOT	553	68	17	13	10	3	0	664	335	23	4	0	0	0	0	362		



SITE: 3

DATE: 13/03/2013

LOCATION: A4095 / B4100 / Banbury Road Roundabout

DAY: Wednesday

TIME	A to B								TOT	A to A								TOT
	CAR	LGV	OGV1	OGV2	PSV	MCL	PCL	CAR		LGV	OGV1	OGV2	PSV	MCL	PCL			
07:00	13	2	1	0	0	0	0	16	0	0	0	0	0	0	0	0		
07:15	14	1	0	0	0	0	0	15	0	0	0	0	0	0	0	0		
07:30	11	1	0	1	0	0	0	13	0	0	0	0	0	0	0	0		
07:45	14	3	1	0	1	0	0	19	0	0	0	0	0	0	0	0		
08:00	27	2	2	0	0	0	0	31	0	0	0	0	0	0	0	0		
08:15	19	4	2	0	0	0	0	25	0	0	0	0	0	0	0	0		
08:30	10	5	0	0	0	0	0	15	0	0	0	0	0	0	0	0		
08:45	17	4	0	0	0	0	0	21	1	0	0	0	0	0	0	1		
09:00	5	3	0	0	0	0	0	8	0	0	0	0	0	0	0	0		
09:15	6	2	0	0	0	0	0	8	0	0	0	0	0	0	0	0		
09:30	5	0	0	0	0	0	0	5	1	0	0	0	0	0	0	1		
09:45	12	2	0	0	0	0	0	14	0	0	0	0	0	0	0	0		
P/TOT	153	29	6	1	1	0	0	190	2	0	0	0	0	0	0	2		

TIME	A to B								TOT	A to A								TOT
	CAR	LGV	OGV1	OGV2	PSV	MCL	PCL	CAR		LGV	OGV1	OGV2	PSV	MCL	PCL			
16:00	3	0	0	0	0	0	0	3	0	0	0	0	0	0	0	0		
16:15	13	4	1	0	0	0	0	18	1	0	0	0	0	0	0	1		
16:30	15	2	1	0	0	0	0	18	0	0	0	0	0	0	0	0		
16:45	16	0	0	0	0	0	0	16	0	0	0	0	0	0	0	0		
17:00	20	7	0	0	0	0	0	27	0	0	0	0	0	0	0	0		
17:15	15	2	0	0	0	0	0	17	0	0	0	0	0	0	0	0		
17:30	18	3	0	0	0	0	0	21	0	0	0	0	0	0	0	0		
17:45	21	2	0	0	0	0	0	23	1	0	0	0	0	0	0	1		
18:00	20	2	0	0	0	0	0	22	1	0	0	0	0	0	0	1		
18:15	20	4	0	0	0	0	0	24	0	0	0	0	0	0	0	0		
18:30	11	0	0	0	0	0	0	11	1	0	0	0	0	0	0	1		
18:45	10	1	0	0	0	0	0	11	1	0	0	0	0	0	0	1		
P/TOT	182	27	2	0	0	0	0	211	5	0	0	0	0	0	0	5		



SITE: 3

DATE: 13/03/2013

LOCATION: A4095 / B4100 / Banbury Road Roundabout

DAY: Wednesday

TIME	B to A								TOT	B to D								TOT
	CAR	LGV	OGV1	OGV2	PSV	MCL	PCL	CAR		LGV	OGV1	OGV2	PSV	MCL	PCL			
07:00	14	4	0	0	0	0	0	18	44	5	5	0	0	1	0	55		
07:15	12	6	0	1	0	1	0	20	67	9	0	0	1	0	0	77		
07:30	25	1	0	0	0	0	0	26	74	6	0	0	0	0	0	80		
07:45	25	3	1	0	1	0	0	30	93	6	3	0	1	0	0	103		
08:00	18	4	0	1	1	0	0	24	74	5	1	0	0	1	0	81		
08:15	19	2	0	0	0	0	0	21	104	8	1	0	1	0	0	114		
08:30	17	4	1	0	0	0	0	22	103	4	0	0	0	1	0	108		
08:45	13	1	0	0	0	0	0	14	109	5	1	1	3	0	0	119		
09:00	13	3	2	1	0	0	0	19	46	5	0	0	2	0	0	53		
09:15	6	0	0	1	0	0	0	7	43	8	0	0	0	0	0	51		
09:30	7	1	0	0	0	0	0	8	33	7	3	0	0	0	0	43		
09:45	6	1	0	0	0	1	0	8	62	4	0	0	0	0	0	66		
P/TOT	175	30	4	4	2	2	0	217	852	72	14	1	8	3	0	950		

TIME	B to A								TOT	B to D								TOT
	CAR	LGV	OGV1	OGV2	PSV	MCL	PCL	CAR		LGV	OGV1	OGV2	PSV	MCL	PCL			
16:00	9	0	1	0	0	0	0	10	65	8	1	1	2	0	0	77		
16:15	8	2	0	0	0	0	0	10	80	17	1	2	0	1	0	101		
16:30	15	5	1	0	0	0	0	21	98	17	2	0	1	0	1	119		
16:45	9	1	0	0	0	0	0	10	100	18	0	0	0	0	0	118		
17:00	15	2	0	0	0	0	0	17	100	9	1	0	1	0	0	111		
17:15	13	0	1	0	0	0	0	14	120	12	3	0	0	0	0	135		
17:30	13	0	0	0	0	0	0	13	145	16	0	0	0	0	0	161		
17:45	11	1	0	0	0	1	0	13	145	6	0	0	0	1	0	152		
18:00	8	0	0	0	0	0	0	8	99	8	0	0	1	0	0	108		
18:15	11	1	0	0	0	0	0	12	107	3	0	0	0	0	0	110		
18:30	7	1	0	0	0	0	0	8	106	3	0	0	1	1	0	111		
18:45	9	2	0	0	0	0	0	11	68	2	0	0	0	0	0	70		
P/TOT	128	15	3	0	0	1	0	147	1233	119	8	3	6	3	1	1373		



SITE: 3

DATE: 13/03/2013

LOCATION: A4095 / B4100 / Banbury Road Roundabout

DAY: Wednesday

TIME	B to C								TOT	B to B								TOT
	CAR	LGV	OGV1	OGV2	PSV	MCL	PCL	CAR		LGV	OGV1	OGV2	PSV	MCL	PCL			
07:00	8	0	0	0	0	0	0	8	0	0	0	0	0	0	0	0		
07:15	6	1	0	0	0	0	0	7	0	0	0	0	0	0	0	0		
07:30	5	1	0	0	0	0	0	6	0	0	0	0	0	0	0	0		
07:45	8	0	0	0	0	0	0	8	0	0	0	0	0	0	0	0		
08:00	7	0	0	0	0	0	0	7	0	0	0	0	0	0	0	0		
08:15	15	0	0	0	0	0	0	15	0	0	0	0	0	0	0	0		
08:30	22	2	0	0	0	0	0	24	0	0	0	0	0	0	0	0		
08:45	13	0	1	0	0	0	0	14	0	0	0	0	0	0	0	0		
09:00	11	0	0	0	0	0	0	11	1	0	0	0	0	0	0	1		
09:15	12	1	0	0	0	0	0	13	0	0	0	0	0	0	0	0		
09:30	8	0	1	0	0	0	0	9	0	0	0	0	0	0	0	0		
09:45	8	0	0	0	0	0	0	8	0	0	0	0	0	0	0	0		
P/TOT	123	5	2	0	0	0	0	130	1	0	0	0	0	0	0	1		

TIME	B to C								TOT	B to B								TOT
	CAR	LGV	OGV1	OGV2	PSV	MCL	PCL	CAR		LGV	OGV1	OGV2	PSV	MCL	PCL			
16:00	15	1	0	0	0	0	0	16	0	0	0	0	0	0	0	0		
16:15	19	1	0	0	0	0	0	20	0	0	0	0	0	0	0	0		
16:30	16	1	0	0	0	0	0	17	0	0	0	0	0	0	0	0		
16:45	12	0	0	0	0	0	0	12	0	0	0	0	0	0	0	0		
17:00	18	0	0	0	0	0	0	18	0	0	0	0	0	0	0	0		
17:15	19	1	0	0	0	1	0	21	0	0	0	0	0	0	0	0		
17:30	17	3	1	0	0	0	0	21	0	0	0	0	0	0	0	0		
17:45	25	0	0	0	0	0	0	25	0	0	0	0	0	0	0	0		
18:00	15	0	0	0	0	0	0	15	0	0	0	0	0	0	0	0		
18:15	13	1	0	0	0	0	0	14	0	0	0	0	0	0	0	0		
18:30	10	0	0	0	0	0	0	10	1	0	0	0	0	0	0	1		
18:45	9	1	0	0	0	0	0	10	0	0	0	0	0	0	0	0		
P/TOT	188	9	1	0	0	1	0	199	1	0	0	0	0	0	0	1		



SITE: 3

DATE: 13/03/2013

LOCATION: A4095 / B4100 / Banbury Road Roundabout

DAY: Wednesday

TIME	C to B								TOT	C to A								TOT
	CAR	LGV	OGV1	OGV2	PSV	MCL	PCL	CAR		LGV	OGV1	OGV2	PSV	MCL	PCL			
07:00	6	2	0	0	0	0	0	8	11	1	2	0	0	1	0	15		
07:15	8	2	0	0	0	0	0	10	20	0	1	0	1	0	0	22		
07:30	15	0	0	0	1	0	0	16	27	4	2	0	0	0	0	33		
07:45	11	3	0	0	0	0	0	14	24	7	1	0	0	0	0	32		
08:00	13	1	0	0	0	0	0	14	31	0	0	0	0	0	0	31		
08:15	12	0	2	0	0	0	0	14	26	0	0	0	0	0	0	26		
08:30	12	0	1	0	2	0	0	15	22	3	1	1	0	0	0	27		
08:45	21	3	0	0	0	0	0	24	22	1	0	0	0	0	0	23		
09:00	19	1	1	0	0	0	0	21	16	1	1	0	0	0	0	18		
09:15	13	1	0	0	0	0	0	14	15	3	0	0	0	0	0	18		
09:30	14	0	0	0	0	0	0	14	5	3	1	1	0	0	0	10		
09:45	14	0	0	0	0	0	0	14	15	2	0	0	0	0	0	17		
P/TOT	158	13	4	0	3	0	0	178	234	25	9	2	1	1	0	272		

TIME	C to B								TOT	C to A								TOT
	CAR	LGV	OGV1	OGV2	PSV	MCL	PCL	CAR		LGV	OGV1	OGV2	PSV	MCL	PCL			
16:00	21	0	0	0	0	0	0	21	22	5	0	0	1	0	0	28		
16:15	13	0	0	0	0	0	0	13	31	5	1	0	0	1	0	38		
16:30	18	1	0	0	0	0	0	19	37	6	0	0	0	0	0	43		
16:45	14	1	0	0	0	0	0	15	38	2	0	0	1	0	0	41		
17:00	21	1	0	0	0	0	0	22	39	6	1	0	0	0	0	46		
17:15	21	1	0	0	0	0	0	22	44	2	0	0	0	0	0	46		
17:30	25	1	0	0	0	0	0	26	54	3	1	0	1	0	0	59		
17:45	20	1	0	0	0	0	0	21	28	1	0	0	0	0	0	29		
18:00	20	1	0	0	0	0	0	21	34	2	0	0	0	0	0	36		
18:15	15	0	0	0	0	0	0	15	31	3	1	0	0	0	0	35		
18:30	16	1	0	0	0	0	0	17	50	1	0	0	0	0	0	51		
18:45	16	0	0	0	0	0	0	16	15	2	0	0	0	0	0	17		
P/TOT	220	8	0	0	0	0	0	228	423	38	4	0	3	1	0	469		



SITE: 3

DATE: 13/03/2013

LOCATION: A4095 / B4100 / Banbury Road Roundabout

DAY: Wednesday

TIME	C to D								TOT	C to C								TOT
	CAR	LGV	OGV1	OGV2	PSV	MCL	PCL	CAR		LGV	OGV1	OGV2	PSV	MCL	PCL			
07:00	7	2	0	0	2	0	0	11	0	0	0	0	0	0	0	0		
07:15	11	4	0	0	0	0	0	15	0	0	0	0	0	0	0	0		
07:30	12	3	0	0	1	0	0	16	0	0	0	0	0	0	0	0		
07:45	23	0	0	0	0	0	0	23	0	0	0	0	0	0	0	0		
08:00	21	3	3	0	0	0	0	27	0	0	0	0	0	0	0	0		
08:15	22	0	0	0	2	0	0	24	0	0	0	0	0	0	0	0		
08:30	21	1	0	0	0	0	0	22	0	0	0	0	0	0	0	0		
08:45	32	3	0	0	1	0	0	36	0	0	0	0	0	0	0	0		
09:00	16	3	0	1	0	0	0	20	0	0	0	0	0	0	0	0		
09:15	10	2	0	0	1	0	0	13	0	0	0	0	0	0	0	0		
09:30	14	1	0	0	0	0	0	15	0	0	0	0	0	0	0	0		
09:45	7	2	0	0	1	0	0	10	0	0	0	0	0	0	0	0		
P/TOT	196	24	3	1	8	0	0	232	0	0	0	0	0	0	0	0		

TIME	C to D								TOT	C to C								TOT
	CAR	LGV	OGV1	OGV2	PSV	MCL	PCL	CAR		LGV	OGV1	OGV2	PSV	MCL	PCL			
16:00	26	3	0	0	0	0	0	29	0	0	0	0	0	0	0	0		
16:15	33	1	0	0	1	0	0	35	0	0	0	0	0	0	0	0		
16:30	18	4	0	0	0	0	1	23	0	0	0	0	0	0	0	0		
16:45	27	0	0	0	0	0	1	28	0	0	0	0	0	0	0	0		
17:00	33	1	0	0	1	0	0	35	0	0	0	0	0	0	0	0		
17:15	36	4	0	0	1	0	0	41	0	0	0	0	0	0	0	0		
17:30	36	4	1	0	0	0	0	41	0	0	0	0	0	0	0	0		
17:45	52	4	0	0	1	0	0	57	0	0	0	0	0	0	0	0		
18:00	41	3	0	0	0	0	0	44	0	0	0	0	0	0	0	0		
18:15	33	3	0	0	1	0	1	38	0	0	0	0	0	0	0	0		
18:30	31	3	0	0	0	0	0	34	0	0	0	0	0	0	0	0		
18:45	31	4	0	0	1	0	0	36	0	0	0	0	0	0	0	0		
P/TOT	397	34	1	0	6	0	3	441	0	0	0	0	0	0	0	0		



SITE: 3

DATE: 13/03/2013

LOCATION: A4095 / B4100 / Banbury Road Roundabout

DAY: Wednesday

TIME	D to C								TOT	D to B								TOT
	CAR	LGV	OGV1	OGV2	PSV	MCL	PCL	CAR		LGV	OGV1	OGV2	PSV	MCL	PCL			
07:00	17	3	1	0	1	0	0	22	86	19	0	0	0	0	0	105		
07:15	16	3	0	0	2	0	0	21	107	16	2	0	3	0	0	128		
07:30	15	0	0	0	0	0	0	15	114	19	3	1	0	0	0	137		
07:45	31	1	0	0	1	0	0	33	126	11	2	0	3	0	0	142		
08:00	18	3	1	0	1	0	1	24	102	29	0	0	0	0	0	131		
08:15	34	2	0	0	1	0	0	37	83	8	2	0	0	0	0	93		
08:30	43	0	1	1	0	0	0	45	111	5	3	1	0	0	0	120		
08:45	36	3	0	0	0	0	0	39	88	17	3	0	3	0	0	111		
09:00	27	0	0	0	0	0	0	27	80	12	0	0	0	0	0	92		
09:15	23	2	1	0	1	0	0	27	67	12	0	2	0	0	0	81		
09:30	22	3	1	0	0	0	0	26	45	12	4	1	0	0	0	62		
09:45	22	3	0	0	1	0	0	26	61	7	4	1	1	0	0	74		
P/TOT	304	23	5	1	8	0	1	342	1070	167	23	6	10	0	0	1276		

TIME	D to C								TOT	D to B								TOT
	CAR	LGV	OGV1	OGV2	PSV	MCL	PCL	CAR		LGV	OGV1	OGV2	PSV	MCL	PCL			
16:00	22	5	0	0	1	0	0	28	82	9	0	0	0	0	0	91		
16:15	27	3	0	0	0	1	0	31	65	11	0	0	0	1	0	77		
16:30	16	5	0	0	1	0	0	22	87	11	0	0	1	2	0	101		
16:45	29	4	0	0	0	0	0	33	88	12	0	0	1	1	0	102		
17:00	25	4	1	0	1	0	1	32	121	9	0	0	0	3	0	133		
17:15	34	0	0	0	0	0	0	34	130	7	3	0	0	1	0	141		
17:30	22	6	0	0	0	0	0	28	125	8	0	0	1	0	0	134		
17:45	29	1	1	0	1	0	0	32	106	7	0	0	1	1	0	115		
18:00	29	0	0	0	0	1	0	30	103	7	0	0	0	1	0	111		
18:15	25	2	0	0	0	0	0	27	83	2	1	0	0	0	0	86		
18:30	34	0	0	0	1	0	0	35	61	5	0	0	0	0	0	66		
18:45	22	2	0	0	1	0	0	25	72	5	0	0	1	0	0	78		
P/TOT	314	32	2	0	6	2	1	357	1123	93	4	0	5	10	0	1235		



SITE: 3

DATE: 13/03/2013

LOCATION: A4095 / B4100 / Banbury Road Roundabout

DAY: Wednesday

TIME	D to A								TOT	D to D								TOT
	CAR	LGV	OGV1	OGV2	PSV	MCL	PCL	CAR		LGV	OGV1	OGV2	PSV	MCL	PCL			
07:00	32	10	5	2	3	0	0	52	0	0	0	0	0	0	0	0		
07:15	35	13	1	2	2	0	0	53	1	0	0	0	0	0	0	1		
07:30	44	12	0	2	2	0	0	60	3	0	0	0	1	0	0	4		
07:45	45	6	2	1	0	0	0	54	2	0	0	0	0	0	0	2		
08:00	46	0	0	1	0	0	0	47	2	0	0	0	0	0	0	2		
08:15	39	3	3	0	0	0	0	45	4	0	0	0	0	0	0	4		
08:30	55	9	2	4	0	0	0	70	5	0	0	0	0	0	0	5		
08:45	39	12	0	0	0	0	0	51	10	1	0	0	0	0	0	11		
09:00	38	4	0	2	1	0	0	45	2	0	0	0	1	0	0	3		
09:15	22	3	4	2	0	0	0	31	2	1	0	0	0	0	0	3		
09:30	15	3	1	3	0	0	0	22	0	0	0	0	0	0	0	0		
09:45	19	5	4	1	0	0	0	29	1	0	0	0	0	0	0	1		
P/TOT	429	80	22	20	8	0	0	559	32	2	0	0	2	0	0	36		

TIME	D to A								TOT	D to D								TOT
	CAR	LGV	OGV1	OGV2	PSV	MCL	PCL	CAR		LGV	OGV1	OGV2	PSV	MCL	PCL			
16:00	72	11	2	0	0	0	0	85	305	0	0	0	0	0	0	305		
16:15	37	9	1	2	0	0	0	49	4	0	0	0	0	0	0	4		
16:30	67	12	1	3	0	0	0	83	6	2	0	0	0	0	0	8		
16:45	50	14	4	2	0	0	0	70	6	1	0	0	0	0	0	7		
17:00	79	8	0	1	0	0	0	88	3	0	0	0	0	0	0	3		
17:15	91	7	1	3	0	0	0	102	3	0	0	0	0	0	0	3		
17:30	83	12	0	0	0	0	0	95	2	0	0	0	0	0	0	2		
17:45	43	10	0	2	0	0	0	55	6	0	0	0	0	0	0	6		
18:00	48	6	0	0	0	0	0	54	3	0	0	0	0	0	0	3		
18:15	57	4	0	1	0	0	0	62	1	2	0	0	0	0	0	3		
18:30	40	5	1	3	0	0	0	49	2	0	0	0	0	0	0	2		
18:45	37	2	0	1	0	0	0	40	2	0	0	0	0	0	0	2		
P/TOT	704	100	10	18	0	0	0	832	343	5	0	0	0	0	0	348		



SITE: 3

DATE: 13/03/2013

LOCATION: A4095 / B4100 / Banbury Road Roundabout

DAY: Wednesday

TIME	TO ARM A								TOT	FROM ARM A								TOT
	CAR	LGV	OGV1	OGV2	PSV	MCL	PCL	CAR		LGV	OGV1	OGV2	PSV	MCL	PCL			
07:00	57	15	7	2	3	1	0	85	68	17	3	2	1	0	0	91		
07:15	67	19	2	3	3	1	0	95	127	23	2	4	1	0	0	157		
07:30	96	17	2	2	2	0	0	119	132	25	4	6	0	0	0	167		
07:45	94	16	4	1	1	0	0	116	165	25	6	6	1	1	0	204		
08:00	95	4	0	2	1	0	0	102	174	22	5	2	0	0	0	203		
08:15	84	5	3	0	0	0	0	92	200	21	6	2	1	0	0	230		
08:30	94	16	4	5	0	0	0	119	139	17	12	1	1	0	0	170		
08:45	75	14	0	0	0	0	0	89	126	17	5	2	4	2	0	156		
09:00	67	8	3	3	1	0	0	82	77	15	4	2	0	1	0	99		
09:15	43	6	4	3	0	0	0	56	73	11	5	2	1	1	0	93		
09:30	28	7	2	4	0	0	0	41	47	11	2	6	0	0	0	66		
09:45	40	8	4	1	0	1	0	54	70	11	5	2	0	0	0	88		
P/TOT	840	135	35	26	11	3	0	1050	1398	215	59	37	10	5	0	1724		

TIME	TO ARM A								TOT	FROM ARM A								TOT
	CAR	LGV	OGV1	OGV2	PSV	MCL	PCL	CAR		LGV	OGV1	OGV2	PSV	MCL	PCL			
16:00	103	16	3	0	1	0	0	123	68	10	1	0	1	0	0	80		
16:15	77	16	2	2	0	1	0	98	76	18	2	2	1	0	0	99		
16:30	119	23	2	3	0	0	0	147	77	11	8	2	2	0	0	100		
16:45	97	17	4	2	1	0	0	121	91	12	2	0	2	0	0	107		
17:00	133	16	1	1	0	0	0	151	96	19	0	0	0	1	0	116		
17:15	148	9	2	3	0	0	0	162	111	9	0	2	0	1	0	123		
17:30	150	15	1	0	1	0	0	167	104	6	0	1	0	0	0	111		
17:45	83	12	0	2	0	1	0	98	134	8	2	0	0	0	0	144		
18:00	91	8	0	0	0	0	0	99	101	6	4	2	1	0	0	114		
18:15	99	8	1	1	0	0	0	109	94	9	2	0	0	1	0	106		
18:30	98	7	1	3	0	0	0	109	66	4	2	3	1	0	0	76		
18:45	62	6	0	1	0	0	0	69	57	6	0	1	2	0	0	66		
P/TOT	1260	153	17	18	3	2	0	1453	1075	118	23	13	10	3	0	1242		



SITE: 3

DATE: 13/03/2013

LOCATION: A4095 / B4100 / Banbury Road Roundabout

DAY: Wednesday

TIME	TO ARM B								TOT	FROM ARM B								TOT
	CAR	LGV	OGV1	OGV2	PSV	MCL	PCL	CAR		LGV	OGV1	OGV2	PSV	MCL	PCL			
07:00	105	23	1	0	0	0	0	129	66	9	5	0	0	1	0	81		
07:15	129	19	2	0	3	0	0	153	85	16	0	1	1	1	0	104		
07:30	140	20	3	2	1	0	0	166	104	8	0	0	0	0	0	112		
07:45	151	17	3	0	4	0	0	175	126	9	4	0	2	0	0	141		
08:00	142	32	2	0	0	0	0	176	99	9	1	1	1	1	0	112		
08:15	114	12	6	0	0	0	0	132	138	10	1	0	1	0	0	150		
08:30	133	10	4	1	2	0	0	150	142	10	1	0	0	1	0	154		
08:45	126	24	3	0	3	0	0	156	135	6	2	1	3	0	0	147		
09:00	105	16	1	0	0	0	0	122	71	8	2	1	2	0	0	84		
09:15	86	15	0	2	0	0	0	103	61	9	0	1	0	0	0	71		
09:30	64	12	4	1	0	0	0	81	48	8	4	0	0	0	0	60		
09:45	87	9	4	1	1	0	0	102	76	5	0	0	0	1	0	82		
P/TOT	1382	209	33	7	14	0	0	1645	1151	107	20	5	10	5	0	1298		

TIME	TO ARM B								TOT	FROM ARM B								TOT
	CAR	LGV	OGV1	OGV2	PSV	MCL	PCL	CAR		LGV	OGV1	OGV2	PSV	MCL	PCL			
16:00	106	9	0	0	0	0	0	115	89	9	2	1	2	0	0	103		
16:15	91	15	1	0	0	1	0	108	107	20	1	2	0	1	0	131		
16:30	120	14	1	0	1	2	0	138	129	23	3	0	1	0	1	157		
16:45	118	13	0	0	1	1	0	133	121	19	0	0	0	0	0	140		
17:00	162	17	0	0	0	3	0	182	133	11	1	0	1	0	0	146		
17:15	166	10	3	0	0	1	0	180	152	13	4	0	0	1	0	170		
17:30	168	12	0	0	1	0	0	181	175	19	1	0	0	0	0	195		
17:45	147	10	0	0	1	1	0	159	181	7	0	0	0	2	0	190		
18:00	143	10	0	0	0	1	0	154	122	8	0	0	1	0	0	131		
18:15	118	6	1	0	0	0	0	125	131	5	0	0	0	0	0	136		
18:30	89	6	0	0	0	0	0	95	124	4	0	0	1	1	0	130		
18:45	98	6	0	0	1	0	0	105	86	5	0	0	0	0	0	91		
P/TOT	1526	128	6	0	5	10	0	1675	1550	143	12	3	6	5	1	1720		



SITE: 3

DATE: 13/03/2013

LOCATION: A4095 / B4100 / Banbury Road Roundabout

DAY: Wednesday

TIME	TO ARM C							TOT	FROM ARM C							TOT
	CAR	LGV	OGV1	OGV2	PSV	MCL	PCL		CAR	LGV	OGV1	OGV2	PSV	MCL	PCL	
07:00	44	8	2	0	1	0	0	55	24	5	2	0	2	1	0	34
07:15	66	13	1	0	2	0	0	82	39	6	1	0	1	0	0	47
07:30	70	14	1	0	0	0	0	85	54	7	2	0	2	0	0	65
07:45	100	11	2	1	1	0	0	115	58	10	1	0	0	0	0	69
08:00	84	13	1	0	1	0	1	100	65	4	3	0	0	0	0	72
08:15	116	6	1	0	1	0	0	124	60	0	2	0	2	0	0	64
08:30	122	6	5	2	0	0	0	135	55	4	2	1	2	0	0	64
08:45	86	8	3	0	2	0	0	99	75	7	0	0	1	0	0	83
09:00	67	6	0	0	0	0	0	73	51	5	2	1	0	0	0	59
09:15	67	6	3	0	1	0	0	77	38	6	0	0	1	0	0	45
09:30	52	5	2	0	0	0	0	59	33	4	1	1	0	0	0	39
09:45	58	7	0	0	1	0	0	66	36	4	0	0	1	0	0	41
P/TOT	932	103	21	3	10	0	1	1070	588	62	16	3	12	1	0	682

TIME	TO ARM C							TOT	FROM ARM C							TOT
	CAR	LGV	OGV1	OGV2	PSV	MCL	PCL		CAR	LGV	OGV1	OGV2	PSV	MCL	PCL	
16:00	65	9	0	0	1	0	0	75	69	8	0	0	1	0	0	78
16:15	73	6	0	0	0	1	0	80	77	6	1	0	1	1	0	86
16:30	53	9	1	0	1	0	0	64	73	11	0	0	0	0	1	85
16:45	74	8	0	0	0	0	0	82	79	3	0	0	1	0	1	84
17:00	73	7	1	0	1	0	1	83	93	8	1	0	1	0	0	103
17:15	92	1	0	0	0	1	0	94	101	7	0	0	1	0	0	109
17:30	67	9	1	0	0	0	0	77	115	8	2	0	1	0	0	126
17:45	96	5	2	0	1	0	0	104	100	6	0	0	1	0	0	107
18:00	69	1	2	0	0	1	0	73	95	6	0	0	0	0	0	101
18:15	65	4	0	0	0	0	0	69	79	6	1	0	1	0	1	88
18:30	63	1	0	0	1	0	0	65	97	5	0	0	0	0	0	102
18:45	47	4	0	0	1	0	0	52	62	6	0	0	1	0	0	69
P/TOT	837	64	7	0	6	3	1	918	1040	80	5	0	9	1	3	1138



SITE: 3

DATE: 13/03/2013

LOCATION: A4095 / B4100 / Banbury Road Roundabout

DAY: Wednesday

TIME	TO ARM D								TOT	FROM ARM D								TOT
	CAR	LGV	OGV1	OGV2	PSV	MCL	PCL	CAR		LGV	OGV1	OGV2	PSV	MCL	PCL			
07:00	87	17	6	2	3	1	0	116	135	32	6	2	4	0	0	179		
07:15	148	26	1	4	2	0	0	181	159	32	3	2	7	0	0	203		
07:30	160	20	3	5	2	0	0	190	176	31	3	3	3	0	0	216		
07:45	208	18	6	5	1	1	0	239	204	18	4	1	4	0	0	231		
08:00	185	18	7	2	0	1	0	213	168	32	1	1	1	0	1	204		
08:15	244	21	4	2	4	0	0	275	160	13	5	0	1	0	0	179		
08:30	201	13	8	0	1	1	0	224	214	14	6	6	0	0	0	240		
08:45	222	17	4	3	6	2	0	254	173	33	3	0	3	0	0	212		
09:00	107	14	4	3	3	1	0	132	147	16	0	2	2	0	0	167		
09:15	90	17	3	2	2	1	0	115	114	18	5	4	1	0	0	142		
09:30	66	17	5	6	0	0	0	94	82	18	6	4	0	0	0	110		
09:45	100	11	5	2	1	0	0	119	103	15	8	2	2	0	0	130		
P/TOT	1818	209	56	36	25	8	0	2152	1835	272	50	27	28	0	1	2213		

TIME	TO ARM D								TOT	FROM ARM D								TOT
	CAR	LGV	OGV1	OGV2	PSV	MCL	PCL	CAR		LGV	OGV1	OGV2	PSV	MCL	PCL			
16:00	433	18	2	1	3	0	0	457	481	25	2	0	1	0	0	509		
16:15	152	30	2	4	2	1	0	191	133	23	1	2	0	2	0	161		
16:30	163	29	8	2	3	0	2	207	176	30	1	3	2	2	0	214		
16:45	175	27	2	0	2	0	1	207	173	31	4	2	1	1	0	212		
17:00	182	19	1	0	2	1	0	205	228	21	1	1	1	3	1	256		
17:15	216	23	3	2	1	1	0	246	258	14	4	3	0	1	0	280		
17:30	241	23	1	1	0	0	0	266	232	26	0	0	1	0	0	259		
17:45	273	12	1	0	1	1	0	288	184	18	1	2	2	1	0	208		
18:00	198	14	2	2	2	0	0	218	183	13	0	0	0	2	0	198		
18:15	188	12	2	0	1	1	1	205	166	10	1	1	0	0	0	178		
18:30	174	9	2	3	2	1	0	191	137	10	1	3	1	0	0	152		
18:45	131	10	0	1	3	0	0	145	133	9	0	1	2	0	0	145		
P/TOT	2526	226	26	16	22	6	4	2826	2484	230	16	18	11	12	1	2772		



SITE: 3

DATE: 13/03/2013

LOCATION: A4095 / B4100 / Banbury Road Roundabout

DAY: Wednesday

TIME	JUNCTION TOTAL							TOT
	CAR	LGV	OGV1	OGV2	PSV	MCL	PCL	
07:00	293	63	16	4	7	2	0	385
07:15	410	77	6	7	10	1	0	511
07:30	466	71	9	9	5	0	0	560
07:45	553	62	15	7	7	1	0	645
08:00	506	67	10	4	2	1	1	591
08:15	558	44	14	2	5	0	0	623
08:30	550	45	21	8	3	1	0	628
08:45	509	63	10	3	11	2	0	598
09:00	346	44	8	6	4	1	0	409
09:15	286	44	10	7	3	1	0	351
09:30	210	41	13	11	0	0	0	275
09:45	285	35	13	4	3	1	0	341
P/TOT	4972	656	145	72	60	11	1	5917

PEAK HOUR CALCULATION	
07:00 to 08:00	2101
07:15 to 08:15	2307
07:30 to 08:30	2419
07:45 to 08:45	2487
08:00 to 09:00	2440
08:15 to 09:15	2258
08:30 to 09:30	1986
08:45 to 09:45	1633
09:00 to 10:00	1376
PEAK VALUE	2487

TIME	JUNCTION TOTAL							TOT
	CAR	LGV	OGV1	OGV2	PSV	MCL	PCL	
16:00	707	52	5	1	5	0	0	770
16:15	393	67	5	6	2	4	0	477
16:30	455	75	12	5	5	2	2	556
16:45	464	65	6	2	4	1	1	543
17:00	550	59	3	1	3	4	1	621
17:15	622	43	8	5	1	3	0	682
17:30	626	59	3	1	2	0	0	691
17:45	599	39	3	2	3	3	0	649
18:00	501	33	4	2	2	2	0	544
18:15	470	30	4	1	1	1	1	508
18:30	424	23	3	6	3	1	0	460
18:45	338	26	0	2	5	0	0	371
P/TOT	6149	571	56	34	36	21	5	6872

PEAK HOUR CALCULATION	
16:00 to 17:00	2346
16:15 to 17:15	2197
16:30 to 17:30	2402
16:45 to 17:45	2537
17:00 to 18:00	2643
17:15 to 18:15	2566
17:30 to 18:30	2392
17:45 to 18:45	2161
18:00 to 19:00	1883
PEAK VALUE	2643



SITE: 4

DATE: 13/03/2013

LOCATION: B4100 / unnamed road

DAY: Wednesday

TIME	A to C							TOT	A to B							TOT
	CAR	LGV	OGV1	OGV2	PSV	MCL	PCL		CAR	LGV	OGV1	OGV2	PSV	MCL	PCL	
07:00	2	1	0	0	0	0	0	3	62	17	3	2	1	0	0	85
07:15	4	0	2	0	0	0	0	6	127	22	3	4	1	0	0	157
07:30	1	1	0	0	0	0	0	2	116	26	4	6	0	0	0	152
07:45	0	1	0	0	0	0	0	1	160	21	6	6	1	1	0	195
08:00	1	1	0	0	0	0	0	2	156	23	4	2	0	0	0	185
08:15	4	2	0	0	0	0	0	6	162	20	5	2	1	0	0	190
08:30	0	0	0	0	0	0	0	0	126	16	14	1	1	1	0	159
08:45	2	0	0	0	0	0	0	2	119	15	4	2	4	2	0	146
09:00	4	1	0	0	0	0	0	5	73	15	5	2	1	0	0	96
09:15	4	0	0	0	0	0	0	4	72	9	4	2	0	1	0	88
09:30	2	0	0	0	0	0	0	2	52	14	2	6	0	0	0	74
09:45	3	1	0	0	0	0	0	4	61	9	5	2	0	0	0	77
P/TOT	27	8	2	0	0	0	0	37	1286	207	59	37	10	5	0	1604

TIME	A to C							TOT	A to B							TOT
	CAR	LGV	OGV1	OGV2	PSV	MCL	PCL		CAR	LGV	OGV1	OGV2	PSV	MCL	PCL	
16:00	6	0	0	0	0	0	0	6	61	10	1	0	1	0	0	73
16:15	4	0	0	0	0	0	0	4	76	19	2	2	2	0	0	101
16:30	12	0	0	0	0	0	0	12	77	9	8	2	1	0	0	97
16:45	11	0	0	0	0	0	0	11	83	11	3	1	2	0	0	100
17:00	15	0	0	0	0	0	0	15	90	17	0	0	0	1	0	108
17:15	12	0	0	0	0	0	0	12	114	10	0	2	0	1	0	127
17:30	8	1	0	0	1	0	0	10	97	8	1	1	0	0	0	107
17:45	12	1	0	0	0	0	0	13	125	4	2	0	0	0	0	131
18:00	11	0	0	0	0	0	0	11	93	6	2	2	1	0	0	104
18:15	7	0	0	0	0	0	0	7	94	9	2	0	0	1	0	106
18:30	5	0	1	0	0	0	0	6	66	2	1	3	1	0	0	73
18:45	4	0	0	0	0	0	0	4	54	6	0	1	2	0	0	63
P/TOT	107	2	1	0	1	0	0	111	1030	111	22	14	10	3	0	1190



SITE: 4

DATE: 13/03/2013

LOCATION: B4100 / unnamed road

DAY: Wednesday

TIME	B to A							TOT	B to C							TOT
	CAR	LGV	OGV1	OGV2	PSV	MCL	PCL		CAR	LGV	OGV1	OGV2	PSV	MCL	PCL	
07:00	59	11	6	2	1	1	0	80	0	1	0	0	0	0	0	1
07:15	70	16	3	3	4	1	0	97	0	0	0	0	0	0	0	0
07:30	95	17	2	2	2	1	0	119	0	0	0	0	0	0	0	0
07:45	92	12	6	0	1	0	0	111	0	0	0	0	0	0	0	0
08:00	98	12	2	2	1	0	0	115	0	0	0	0	0	0	0	0
08:15	94	4	3	1	0	1	0	103	0	0	0	0	0	0	0	0
08:30	92	15	4	4	0	0	0	115	0	0	0	0	0	0	0	0
08:45	75	12	1	0	0	0	0	88	0	0	0	0	0	0	0	0
09:00	66	8	4	3	1	0	0	82	0	0	0	0	0	0	0	0
09:15	48	6	3	3	0	0	0	60	0	0	0	0	0	0	0	0
09:30	28	7	3	4	0	0	0	42	0	0	0	0	0	0	0	0
09:45	40	8	5	1	0	1	0	55	0	0	0	0	0	0	0	0
P/TOT	857	128	42	25	10	5	0	1067	0	1	0	0	0	0	0	1

TIME	B to A							TOT	B to C							TOT
	CAR	LGV	OGV1	OGV2	PSV	MCL	PCL		CAR	LGV	OGV1	OGV2	PSV	MCL	PCL	
16:00	100	17	1	1	1	0	0	120	0	1	0	0	0	0	0	1
16:15	84	14	3	2	0	1	0	104	0	0	0	0	0	0	0	0
16:30	117	20	2	1	0	2	0	142	0	0	0	0	0	0	0	0
16:45	96	18	3	4	1	0	0	122	0	0	0	0	0	0	0	0
17:00	129	15	2	1	0	0	0	147	1	0	0	0	0	0	0	1
17:15	151	11	1	3	0	0	0	166	0	0	0	0	0	0	0	0
17:30	141	13	3	0	1	2	0	160	0	0	0	0	0	0	0	0
17:45	87	15	0	2	0	1	0	105	1	0	0	0	0	0	0	1
18:00	87	8	0	0	0	0	0	95	0	0	0	0	0	0	0	0
18:15	102	9	1	1	0	0	0	113	1	0	0	0	0	0	0	1
18:30	96	3	1	2	0	0	0	102	1	0	0	0	0	0	0	1
18:45	69	5	0	2	0	0	0	76	0	0	0	0	0	0	0	0
P/TOT	1259	148	17	19	3	6	0	1452	4	1	0	0	0	0	0	5



SITE: 4

DATE: 13/03/2013

LOCATION: B4100 / unnamed road

DAY: Wednesday

TIME	C to B							TOT	C to A							TOT
	CAR	LGV	OGV1	OGV2	PSV	MCL	PCL		CAR	LGV	OGV1	OGV2	PSV	MCL	PCL	
07:00	6	0	0	0	0	0	0	6	19	3	0	0	1	0	0	23
07:15	8	1	0	0	0	0	0	9	6	0	0	0	0	0	0	6
07:30	9	0	0	0	0	0	0	9	16	0	0	0	0	0	0	16
07:45	11	3	0	0	0	0	0	14	16	0	0	0	1	0	0	17
08:00	28	0	0	0	0	0	0	28	14	1	0	0	1	0	0	16
08:15	16	0	0	0	0	0	0	16	6	1	0	0	0	0	0	7
08:30	13	0	0	0	0	0	0	13	13	1	0	0	0	0	0	14
08:45	8	1	0	0	0	0	0	9	6	0	0	0	0	0	0	6
09:00	4	0	0	0	0	0	0	4	4	0	0	0	0	0	0	4
09:15	4	0	0	0	0	0	0	4	5	1	0	0	0	0	0	6
09:30	2	0	0	0	0	0	0	2	4	1	0	0	0	0	0	5
09:45	2	0	0	0	0	0	0	2	7	1	0	0	0	0	0	8
P/TOT	111	5	0	0	0	0	0	116	116	9	0	0	3	0	0	128

TIME	C to B							TOT	C to A							TOT
	CAR	LGV	OGV1	OGV2	PSV	MCL	PCL		CAR	LGV	OGV1	OGV2	PSV	MCL	PCL	
16:00	2	1	0	0	0	0	0	3	4	1	0	0	0	0	0	5
16:15	2	0	0	0	0	0	0	2	2	0	0	0	0	0	0	2
16:30	5	1	0	0	0	0	0	6	3	2	0	0	0	0	0	5
16:45	1	0	0	0	0	0	0	1	3	1	0	0	0	0	0	4
17:00	6	2	0	0	0	0	0	8	5	1	0	0	1	0	0	7
17:15	9	0	0	0	0	0	0	9	5	1	0	0	0	0	0	6
17:30	8	1	0	0	0	0	0	9	8	4	0	0	0	0	0	12
17:45	3	0	0	0	0	0	0	3	3	1	0	0	1	0	0	5
18:00	3	0	0	0	0	0	0	3	3	1	0	0	0	0	0	4
18:15	4	0	0	0	0	0	0	4	2	0	0	0	0	0	0	2
18:30	2	0	0	0	0	0	0	2	2	0	0	0	1	0	0	3
18:45	1	0	0	0	0	0	0	1	3	0	0	0	0	0	0	3
P/TOT	46	5	0	0	0	0	0	51	43	12	0	0	3	0	0	58



SITE: 4

DATE: 13/03/2013

LOCATION: B4100 / unnamed road

DAY: Wednesday

TIME	TO ARM A							TOT	FROM ARM A							TOT
	CAR	LGV	OGV1	OGV2	PSV	MCL	PCL		CAR	LGV	OGV1	OGV2	PSV	MCL	PCL	
07:00	78	14	6	2	2	1	0	103	64	18	3	2	1	0	0	88
07:15	76	16	3	3	4	1	0	103	131	22	5	4	1	0	0	163
07:30	111	17	2	2	2	1	0	135	117	27	4	6	0	0	0	154
07:45	108	12	6	0	2	0	0	128	160	22	6	6	1	1	0	196
08:00	112	13	2	2	2	0	0	131	157	24	4	2	0	0	0	187
08:15	100	5	3	1	0	1	0	110	166	22	5	2	1	0	0	196
08:30	105	16	4	4	0	0	0	129	126	16	14	1	1	1	0	159
08:45	81	12	1	0	0	0	0	94	121	15	4	2	4	2	0	148
09:00	70	8	4	3	1	0	0	86	77	16	5	2	1	0	0	101
09:15	53	7	3	3	0	0	0	66	76	9	4	2	0	1	0	92
09:30	32	8	3	4	0	0	0	47	54	14	2	6	0	0	0	76
09:45	47	9	5	1	0	1	0	63	64	10	5	2	0	0	0	81
P/TOT	973	137	42	25	13	5	0	1195	1313	215	61	37	10	5	0	1641

TIME	TO ARM A							TOT	FROM ARM A							TOT
	CAR	LGV	OGV1	OGV2	PSV	MCL	PCL		CAR	LGV	OGV1	OGV2	PSV	MCL	PCL	
16:00	104	18	1	1	1	0	0	125	67	10	1	0	1	0	0	79
16:15	86	14	3	2	0	1	0	106	80	19	2	2	2	0	0	105
16:30	120	22	2	1	0	2	0	147	89	9	8	2	1	0	0	109
16:45	99	19	3	4	1	0	0	126	94	11	3	1	2	0	0	111
17:00	134	16	2	1	1	0	0	154	105	17	0	0	0	1	0	123
17:15	156	12	1	3	0	0	0	172	126	10	0	2	0	1	0	139
17:30	149	17	3	0	1	2	0	172	105	9	1	1	1	0	0	117
17:45	90	16	0	2	1	1	0	110	137	5	2	0	0	0	0	144
18:00	90	9	0	0	0	0	0	99	104	6	2	2	1	0	0	115
18:15	104	9	1	1	0	0	0	115	101	9	2	0	0	1	0	113
18:30	98	3	1	2	1	0	0	105	71	2	2	3	1	0	0	79
18:45	72	5	0	2	0	0	0	79	58	6	0	1	2	0	0	67
P/TOT	1302	160	17	19	6	6	0	1510	1137	113	23	14	11	3	0	1301



SITE: 4

DATE: 13/03/2013

LOCATION: B4100 / unnamed road

DAY: Wednesday

TIME	TO ARM B							TOT	FROM ARM B							TOT
	CAR	LGV	OGV1	OGV2	PSV	MCL	PCL		CAR	LGV	OGV1	OGV2	PSV	MCL	PCL	
07:00	68	17	3	2	1	0	0	91	59	12	6	2	1	1	0	81
07:15	135	23	3	4	1	0	0	166	70	16	3	3	4	1	0	97
07:30	125	26	4	6	0	0	0	161	95	17	2	2	2	1	0	119
07:45	171	24	6	6	1	1	0	209	92	12	6	0	1	0	0	111
08:00	184	23	4	2	0	0	0	213	98	12	2	2	1	0	0	115
08:15	178	20	5	2	1	0	0	206	94	4	3	1	0	1	0	103
08:30	139	16	14	1	1	1	0	172	92	15	4	4	0	0	0	115
08:45	127	16	4	2	4	2	0	155	75	12	1	0	0	0	0	88
09:00	77	15	5	2	1	0	0	100	66	8	4	3	1	0	0	82
09:15	76	9	4	2	0	1	0	92	48	6	3	3	0	0	0	60
09:30	54	14	2	6	0	0	0	76	28	7	3	4	0	0	0	42
09:45	63	9	5	2	0	0	0	79	40	8	5	1	0	1	0	55
P/TOT	1397	212	59	37	10	5	0	1720	857	129	42	25	10	5	0	1068

TIME	TO ARM B							TOT	FROM ARM B							TOT
	CAR	LGV	OGV1	OGV2	PSV	MCL	PCL		CAR	LGV	OGV1	OGV2	PSV	MCL	PCL	
16:00	63	11	1	0	1	0	0	76	100	18	1	1	1	0	0	121
16:15	78	19	2	2	2	0	0	103	84	14	3	2	0	1	0	104
16:30	82	10	8	2	1	0	0	103	117	20	2	1	0	2	0	142
16:45	84	11	3	1	2	0	0	101	96	18	3	4	1	0	0	122
17:00	96	19	0	0	0	1	0	116	130	15	2	1	0	0	0	148
17:15	123	10	0	2	0	1	0	136	151	11	1	3	0	0	0	166
17:30	105	9	1	1	0	0	0	116	141	13	3	0	1	2	0	160
17:45	128	4	2	0	0	0	0	134	88	15	0	2	0	1	0	106
18:00	96	6	2	2	1	0	0	107	87	8	0	0	0	0	0	95
18:15	98	9	2	0	0	1	0	110	103	9	1	1	0	0	0	114
18:30	68	2	1	3	1	0	0	75	97	3	1	2	0	0	0	103
18:45	55	6	0	1	2	0	0	64	69	5	0	2	0	0	0	76
P/TOT	1076	116	22	14	10	3	0	1241	1263	149	17	19	3	6	0	1457



SITE: 4

DATE: 13/03/2013

LOCATION: B4100 / unnamed road

DAY: Wednesday

TIME	TO ARM C							TOT	FROM ARM C							TOT
	CAR	LGV	OGV1	OGV2	PSV	MCL	PCL		CAR	LGV	OGV1	OGV2	PSV	MCL	PCL	
07:00	2	2	0	0	0	0	0	4	25	3	0	0	1	0	0	29
07:15	4	0	2	0	0	0	0	6	14	1	0	0	0	0	0	15
07:30	1	1	0	0	0	0	0	2	25	0	0	0	0	0	0	25
07:45	0	1	0	0	0	0	0	1	27	3	0	0	1	0	0	31
08:00	1	1	0	0	0	0	0	2	42	1	0	0	1	0	0	44
08:15	4	2	0	0	0	0	0	6	22	1	0	0	0	0	0	23
08:30	0	0	0	0	0	0	0	0	26	1	0	0	0	0	0	27
08:45	2	0	0	0	0	0	0	2	14	1	0	0	0	0	0	15
09:00	4	1	0	0	0	0	0	5	8	0	0	0	0	0	0	8
09:15	4	0	0	0	0	0	0	4	9	1	0	0	0	0	0	10
09:30	2	0	0	0	0	0	0	2	6	1	0	0	0	0	0	7
09:45	3	1	0	0	0	0	0	4	9	1	0	0	0	0	0	10
P/TOT	27	9	2	0	0	0	0	38	227	14	0	0	3	0	0	244

TIME	TO ARM C							TOT	FROM ARM C							TOT
	CAR	LGV	OGV1	OGV2	PSV	MCL	PCL		CAR	LGV	OGV1	OGV2	PSV	MCL	PCL	
16:00	6	1	0	0	0	0	0	7	6	2	0	0	0	0	0	8
16:15	4	0	0	0	0	0	0	4	4	0	0	0	0	0	0	4
16:30	12	0	0	0	0	0	0	12	8	3	0	0	0	0	0	11
16:45	11	0	0	0	0	0	0	11	4	1	0	0	0	0	0	5
17:00	16	0	0	0	0	0	0	16	11	3	0	0	1	0	0	15
17:15	12	0	0	0	0	0	0	12	14	1	0	0	0	0	0	15
17:30	8	1	0	0	1	0	0	10	16	5	0	0	0	0	0	21
17:45	13	1	0	0	0	0	0	14	6	1	0	0	1	0	0	8
18:00	11	0	0	0	0	0	0	11	6	1	0	0	0	0	0	7
18:15	8	0	0	0	0	0	0	8	6	0	0	0	0	0	0	6
18:30	6	0	1	0	0	0	0	7	4	0	0	0	1	0	0	5
18:45	4	0	0	0	0	0	0	4	4	0	0	0	0	0	0	4
P/TOT	111	3	1	0	1	0	0	116	89	17	0	0	3	0	0	109



SITE: 4

DATE: 13/03/2013

LOCATION: B4100 / unnamed road

DAY: Wednesday

TIME	JUNCTION TOTAL							TOT
	CAR	LGV	OGV1	OGV2	PSV	MCL	PCL	
07:00	148	33	9	4	3	1	0	198
07:15	215	39	8	7	5	1	0	275
07:30	237	44	6	8	2	1	0	298
07:45	279	37	12	6	3	1	0	338
08:00	297	37	6	4	2	0	0	346
08:15	282	27	8	3	1	1	0	322
08:30	244	32	18	5	1	1	0	301
08:45	210	28	5	2	4	2	0	251
09:00	151	24	9	5	2	0	0	191
09:15	133	16	7	5	0	1	0	162
09:30	88	22	5	10	0	0	0	125
09:45	113	19	10	3	0	1	0	146
P/TOT	2397	358	103	62	23	10	0	2953

PEAK HOUR CALCULATION	
07:00 to 08:00	1109
07:15 to 08:15	1257
07:30 to 08:30	1304
07:45 to 08:45	1307
08:00 to 09:00	1220
08:15 to 09:15	1065
08:30 to 09:30	905
08:45 to 09:45	729
09:00 to 10:00	624
PEAK VALUE	1307

TIME	JUNCTION TOTAL							TOT
	CAR	LGV	OGV1	OGV2	PSV	MCL	PCL	
16:00	173	30	2	1	2	0	0	208
16:15	168	33	5	4	2	1	0	213
16:30	214	32	10	3	1	2	0	262
16:45	194	30	6	5	3	0	0	238
17:00	246	35	2	1	1	1	0	286
17:15	291	22	1	5	0	1	0	320
17:30	262	27	4	1	2	2	0	298
17:45	231	21	2	2	1	1	0	258
18:00	197	15	2	2	1	0	0	217
18:15	210	18	3	1	0	1	0	233
18:30	172	5	3	5	2	0	0	187
18:45	131	11	0	3	2	0	0	147
P/TOT	2489	279	40	33	17	9	0	2867

PEAK HOUR CALCULATION	
16:00 to 17:00	921
16:15 to 17:15	999
16:30 to 17:30	1106
16:45 to 17:45	1142
17:00 to 18:00	1162
17:15 to 18:15	1093
17:30 to 18:30	1006
17:45 to 18:45	895
18:00 to 19:00	784
PEAK VALUE	1162



SITE: 5

DATE: 13/03/2013

LOCATION: Fringford Road / Skimmingdish Lane / unnamed road

DAY: Wednesday

TIME	A to D							TOT	A to C							TOT
	CAR	LGV	OGV1	OGV2	PSV	MCL	PCL		CAR	LGV	OGV1	OGV2	PSV	MCL	PCL	
07:00	0	0	0	0	0	0	0	0	44	5	0	0	1	0	2	52
07:15	1	0	0	0	0	0	0	1	29	4	1	0	0	0	0	34
07:30	1	0	0	0	0	0	0	1	50	4	0	0	0	0	1	55
07:45	0	0	0	0	0	0	0	0	45	7	0	0	2	0	0	54
08:00	0	0	0	0	0	0	0	0	55	2	0	0	0	1	1	59
08:15	2	0	1	0	0	0	0	3	54	3	0	0	0	0	0	57
08:30	0	1	0	0	0	0	0	1	71	2	0	0	0	0	1	74
08:45	0	1	0	0	0	0	0	1	28	2	0	0	1	0	0	31
09:00	1	1	0	0	0	0	0	2	30	2	0	0	0	0	0	32
09:15	1	1	0	0	0	0	0	2	24	0	0	0	0	1	0	25
09:30	0	1	0	0	0	0	0	1	19	2	2	0	0	0	1	24
09:45	0	0	0	0	0	0	0	0	16	0	0	0	1	0	0	17
P/TOT	6	5	1	0	0	0	0	12	465	33	3	0	5	2	6	514

TIME	A to D							TOT	A to C							TOT
	CAR	LGV	OGV1	OGV2	PSV	MCL	PCL		CAR	LGV	OGV1	OGV2	PSV	MCL	PCL	
16:00	2	0	0	0	1	0	0	3	21	6	0	0	0	0	0	27
16:15	0	0	0	0	0	0	0	0	10	5	0	0	0	0	1	16
16:30	2	0	0	0	1	0	1	4	23	2	0	0	0	0	0	25
16:45	2	1	0	0	0	0	0	3	16	0	0	0	1	1	0	18
17:00	0	0	0	0	1	0	1	2	21	3	1	0	0	2	0	27
17:15	1	1	0	0	0	0	0	2	32	3	0	0	0	0	0	35
17:30	1	0	0	0	0	0	0	1	20	4	0	0	0	0	0	24
17:45	2	1	0	0	0	0	0	3	21	2	0	0	2	0	0	25
18:00	1	0	0	0	1	0	0	2	15	3	0	0	0	0	0	18
18:15	1	0	0	0	0	0	0	1	22	2	0	0	0	0	0	24
18:30	5	0	0	0	0	0	0	5	16	1	0	0	0	0	0	17
18:45	1	0	0	0	0	0	0	1	20	1	0	0	1	0	0	22
P/TOT	18	3	0	0	4	0	2	27	237	32	1	0	4	3	1	278



SITE: 5

DATE: 13/03/2013

LOCATION: Fringford Road / Skimmingdish Lane / unnamed road

DAY: Wednesday

TIME	A to B							TOT
	CAR	LGV	OGV1	OGV2	PSV	MCL	PCL	
07:00	0	0	0	0	0	0	0	0
07:15	0	0	0	0	0	0	0	0
07:30	0	0	0	0	0	0	0	0
07:45	0	0	0	0	0	0	0	0
08:00	0	0	0	0	0	0	0	0
08:15	0	0	0	0	0	0	0	0
08:30	0	0	0	0	0	0	0	0
08:45	0	0	0	0	0	0	0	0
09:00	0	0	0	0	0	0	0	0
09:15	0	0	0	0	0	0	0	0
09:30	0	0	0	0	0	0	0	0
09:45	0	0	0	0	0	0	0	0
P/TOT	0	0	0	0	0	0	0	0

TIME	A to B							TOT
	CAR	LGV	OGV1	OGV2	PSV	MCL	PCL	
16:00	0	0	0	0	0	0	0	0
16:15	0	0	0	0	0	0	0	0
16:30	0	0	0	0	0	0	0	0
16:45	0	0	0	0	0	0	0	0
17:00	0	0	0	0	0	0	0	0
17:15	0	0	0	0	0	0	0	0
17:30	0	0	0	0	0	0	0	0
17:45	0	0	0	0	0	0	0	0
18:00	0	0	0	0	0	0	0	0
18:15	0	0	0	0	0	0	0	0
18:30	0	0	0	0	0	0	0	0
18:45	0	0	0	0	0	0	0	0
P/TOT	0	0	0	0	0	0	0	0



SITE: 5

DATE: 13/03/2013

LOCATION: Fringford Road / Skimmingdish Lane / unnamed road

DAY: Wednesday

TIME	B to A							TOT	B to D							TOT
	CAR	LGV	OGV1	OGV2	PSV	MCL	PCL		CAR	LGV	OGV1	OGV2	PSV	MCL	PCL	
07:00	0	0	0	0	0	0	0	0	0	0	0	0	0	0	0	0
07:15	0	0	0	0	0	0	0	0	0	0	0	0	0	0	0	0
07:30	0	0	0	0	0	0	0	0	0	0	0	0	0	0	0	0
07:45	0	0	0	0	0	0	0	0	0	0	1	0	0	0	0	1
08:00	0	0	0	0	0	0	0	0	0	0	0	0	0	0	0	0
08:15	0	0	0	0	0	0	0	0	0	0	0	0	0	0	0	0
08:30	0	0	0	0	0	0	0	0	0	0	0	0	0	0	0	0
08:45	0	0	0	0	0	0	0	0	0	0	0	0	0	0	0	0
09:00	0	0	0	0	0	0	0	0	0	0	0	0	0	0	0	0
09:15	0	0	0	0	0	0	0	0	0	0	0	0	0	0	0	0
09:30	0	1	0	0	0	0	0	1	0	0	0	0	0	0	0	0
09:45	0	0	0	0	0	0	0	0	0	0	0	0	0	0	0	0
P/TOT	0	1	0	0	0	0	0	1	0	1	0	0	0	0	0	1

TIME	B to A							TOT	B to D							TOT
	CAR	LGV	OGV1	OGV2	PSV	MCL	PCL		CAR	LGV	OGV1	OGV2	PSV	MCL	PCL	
16:00	0	0	0	0	0	0	0	0	0	0	0	0	0	0	0	0
16:15	0	0	0	0	0	0	0	0	0	0	0	0	0	0	0	0
16:30	0	0	0	0	0	0	0	0	0	0	0	0	0	0	0	0
16:45	0	0	0	0	0	0	0	0	0	0	0	0	0	0	0	0
17:00	1	0	0	0	0	0	0	1	0	0	0	0	0	0	0	0
17:15	0	0	0	0	0	0	0	0	0	0	0	0	0	0	0	0
17:30	0	0	0	0	0	0	0	0	0	0	0	0	0	0	0	0
17:45	0	0	0	0	0	0	0	0	1	0	0	0	0	0	0	1
18:00	0	0	0	0	0	0	0	0	0	0	0	0	0	0	0	0
18:15	0	0	0	0	0	0	0	0	0	0	0	0	0	0	0	0
18:30	0	0	0	0	0	0	0	0	0	0	0	0	0	0	0	0
18:45	0	0	0	0	0	0	0	0	1	0	0	0	0	0	0	1
P/TOT	1	0	0	0	0	0	0	1	2	0	0	0	0	0	0	2



SITE: 5

DATE: 13/03/2013

LOCATION: Fringford Road / Skimmingdish Lane / unnamed road

DAY: Wednesday

TIME	B to C							TOT
	CAR	LGV	OGV1	OGV2	PSV	MCL	PCL	
07:00	0	0	0	0	0	0	0	0
07:15	0	0	0	0	0	0	0	0
07:30	0	0	0	0	0	0	0	0
07:45	0	0	0	0	0	0	0	0
08:00	0	0	0	0	0	0	0	0
08:15	0	0	0	0	0	0	0	0
08:30	0	0	0	0	0	0	0	0
08:45	0	0	0	0	0	0	0	0
09:00	0	0	0	0	0	0	0	0
09:15	0	0	0	0	0	0	0	0
09:30	0	0	0	0	0	0	0	0
09:45	0	0	0	0	0	0	0	0
P/TOT	0	0	0	0	0	0	0	0

TIME	B to C							TOT
	CAR	LGV	OGV1	OGV2	PSV	MCL	PCL	
16:00	0	0	0	0	0	0	0	0
16:15	0	0	0	0	0	0	0	0
16:30	0	0	0	0	0	0	0	0
16:45	0	0	0	0	0	0	0	0
17:00	0	0	0	0	0	0	0	0
17:15	0	0	0	0	0	0	0	0
17:30	1	1	0	0	0	0	0	2
17:45	0	1	0	0	0	0	0	1
18:00	0	0	0	0	0	0	0	0
18:15	0	0	0	0	0	0	0	0
18:30	0	0	0	0	0	0	0	0
18:45	0	0	0	0	0	0	0	0
P/TOT	1	2	0	0	0	0	0	3



SITE: 5

DATE: 13/03/2013

LOCATION: Fringford Road / Skimmingdish Lane / unnamed road

DAY: Wednesday

TIME	C to B							TOT	C to A							TOT	
	CAR	LGV	OGV1	OGV2	PSV	MCL	PCL		CAR	LGV	OGV1	OGV2	PSV	MCL	PCL		
07:00	0	0	0	0	0	0	0	0	2	0	0	0	0	0	0	0	2
07:15	0	0	0	0	0	0	0	0	6	1	0	0	2	0	0	0	9
07:30	0	0	0	0	0	0	0	0	3	5	0	0	0	0	0	0	8
07:45	0	1	0	0	0	0	0	1	11	1	0	0	1	0	0	0	13
08:00	0	0	0	0	0	0	0	0	10	0	0	0	0	0	0	0	10
08:15	0	0	0	0	0	0	0	0	19	1	0	0	1	0	0	0	21
08:30	0	0	0	0	0	0	0	0	13	1	0	0	0	0	0	0	14
08:45	0	0	0	0	0	0	0	0	23	3	0	0	0	0	0	0	26
09:00	0	0	0	0	0	0	0	0	11	0	0	0	1	0	0	0	12
09:15	0	0	0	0	0	0	0	0	15	2	0	0	0	0	0	0	17
09:30	0	1	0	0	0	0	0	1	3	0	1	0	0	0	0	0	4
09:45	0	0	0	0	0	0	0	0	5	1	0	0	0	0	0	0	6
P/TOT	0	2	0	0	0	0	0	2	121	15	1	0	5	0	0	0	142

TIME	C to B							TOT	C to A							TOT	
	CAR	LGV	OGV1	OGV2	PSV	MCL	PCL		CAR	LGV	OGV1	OGV2	PSV	MCL	PCL		
16:00	0	0	0	0	0	0	0	0	17	1	1	1	1	0	0	0	21
16:15	0	0	0	0	0	0	0	0	23	4	0	0	0	0	0	0	27
16:30	0	0	0	0	0	0	0	0	26	9	0	0	0	0	1	0	36
16:45	0	0	0	0	0	0	0	0	29	2	0	0	0	0	1	0	32
17:00	0	0	0	0	0	0	0	0	35	4	0	0	1	0	0	0	40
17:15	0	1	0	0	0	0	0	1	36	1	0	0	0	0	0	0	37
17:30	0	1	0	0	0	0	0	1	36	3	0	0	0	0	0	0	39
17:45	0	0	0	0	0	0	0	0	46	3	0	0	0	0	0	0	49
18:00	0	0	0	0	0	0	0	0	38	0	0	0	1	0	0	0	39
18:15	0	0	0	0	0	0	0	0	31	3	0	0	0	0	0	0	34
18:30	1	0	0	0	0	0	0	1	20	1	0	0	0	0	0	0	21
18:45	0	0	0	0	0	0	0	0	16	0	0	0	0	0	0	0	16
P/TOT	1	2	0	0	0	0	0	3	353	31	1	1	3	0	2	0	391



SITE: 5

DATE: 13/03/2013

LOCATION: Fringford Road / Skimmingdish Lane / unnamed road

DAY: Wednesday

TIME	C to D							TOT
	CAR	LGV	OGV1	OGV2	PSV	MCL	PCL	
07:00	4	1	1	0	1	0	0	7
07:15	4	2	1	0	0	0	0	7
07:30	0	0	0	0	2	0	0	2
07:45	6	1	0	0	0	0	0	7
08:00	1	1	1	0	0	0	0	3
08:15	2	1	0	0	1	0	0	4
08:30	2	0	0	0	0	0	0	2
08:45	5	0	0	0	0	0	0	5
09:00	3	0	0	0	0	0	0	3
09:15	1	0	0	0	0	0	0	1
09:30	3	0	0	0	0	0	0	3
09:45	4	0	0	0	0	0	0	4
P/TOT	35	6	3	0	4	0	0	48

TIME	C to D							TOT
	CAR	LGV	OGV1	OGV2	PSV	MCL	PCL	
16:00	6	1	0	0	0	0	0	7
16:15	3	0	0	1	1	0	0	5
16:30	11	0	0	0	0	0	0	11
16:45	6	1	0	0	0	0	0	7
17:00	7	0	0	0	0	0	0	7
17:15	7	0	0	0	0	0	0	7
17:30	10	0	1	0	1	0	0	12
17:45	12	1	0	0	0	0	0	13
18:00	6	0	0	0	0	0	0	6
18:15	4	0	0	0	0	0	0	4
18:30	6	0	0	0	1	0	0	7
18:45	5	1	0	0	0	0	0	6
P/TOT	83	4	1	1	3	0	0	92



SITE: 5

DATE: 13/03/2013

LOCATION: Fringford Road / Skimmingdish Lane / unnamed road

DAY: Wednesday

TIME	D to C							TOT	D to B							TOT
	CAR	LGV	OGV1	OGV2	PSV	MCL	PCL		CAR	LGV	OGV1	OGV2	PSV	MCL	PCL	
07:00	11	0	0	0	0	0	0	11	0	0	0	0	0	0	0	0
07:15	6	0	0	0	0	0	0	6	0	0	0	0	0	0	0	0
07:30	9	0	0	0	0	0	0	9	0	0	0	0	0	0	0	0
07:45	10	0	0	0	0	0	0	10	0	0	0	0	0	0	0	0
08:00	8	0	0	0	1	0	0	9	0	0	0	0	0	0	0	0
08:15	8	1	0	0	0	0	0	9	0	0	0	0	0	0	0	0
08:30	17	0	0	0	0	0	0	17	0	0	0	0	0	0	0	0
08:45	4	0	0	0	0	0	0	4	0	0	0	0	0	0	0	0
09:00	1	1	0	0	0	0	0	2	0	0	0	0	0	0	0	0
09:15	4	0	0	0	0	0	0	4	0	0	0	0	0	0	0	0
09:30	4	0	0	0	0	0	0	4	0	0	0	0	0	0	0	0
09:45	7	1	0	0	0	0	0	8	0	0	0	0	0	0	0	0
P/TOT	89	3	0	0	1	0	0	93	0	0	0	0	0	0	0	0

TIME	D to C							TOT	D to B							TOT
	CAR	LGV	OGV1	OGV2	PSV	MCL	PCL		CAR	LGV	OGV1	OGV2	PSV	MCL	PCL	
16:00	3	2	0	0	0	0	0	5	0	0	0	0	0	0	0	0
16:15	4	0	0	0	0	0	0	4	0	0	0	0	0	0	0	0
16:30	6	3	0	0	0	0	0	9	0	0	0	0	0	0	0	0
16:45	8	1	0	0	0	0	0	9	1	0	0	0	0	0	0	1
17:00	4	3	0	0	1	0	0	8	1	0	0	0	0	0	0	1
17:15	4	0	0	0	0	0	0	4	0	0	0	0	0	0	0	0
17:30	3	0	0	0	0	0	0	3	0	0	0	0	0	0	0	0
17:45	6	0	0	0	0	0	0	6	0	0	0	0	0	0	0	0
18:00	4	0	0	0	0	0	0	4	0	0	0	0	0	0	0	0
18:15	3	0	0	0	0	0	0	3	0	0	0	0	0	0	0	0
18:30	4	0	0	0	1	0	0	5	0	0	0	0	0	0	0	0
18:45	2	0	0	0	0	0	0	2	0	0	0	0	0	0	0	0
P/TOT	51	9	0	0	2	0	0	62	2	0	0	0	0	0	0	2



SITE: 5

DATE: 13/03/2013

LOCATION: Fringford Road / Skimmingdish Lane / unnamed road

DAY: Wednesday

TIME	D to A							TOT
	CAR	LGV	OGV1	OGV2	PSV	MCL	PCL	
07:00	0	0	0	0	1	0	0	1
07:15	3	0	0	0	0	0	0	3
07:30	2	0	0	0	2	0	0	4
07:45	5	1	0	0	1	0	0	7
08:00	4	0	0	0	0	0	0	4
08:15	2	3	0	0	0	0	0	5
08:30	4	1	1	0	1	0	0	7
08:45	1	2	0	0	0	0	0	3
09:00	5	1	0	0	0	0	0	6
09:15	6	2	0	0	0	0	0	8
09:30	2	1	0	0	0	0	0	3
09:45	3	1	0	0	0	0	0	4
P/TOT	37	12	1	0	5	0	0	55

TIME	D to A							TOT
	CAR	LGV	OGV1	OGV2	PSV	MCL	PCL	
16:00	3	1	0	0	0	0	0	4
16:15	8	1	0	0	0	0	0	9
16:30	4	1	0	0	0	0	0	5
16:45	8	1	0	0	0	0	0	9
17:00	8	1	0	0	0	0	0	9
17:15	13	1	0	0	0	0	0	14
17:30	7	1	0	0	0	0	0	8
17:45	10	3	0	0	0	0	0	13
18:00	8	1	0	0	0	0	0	9
18:15	8	0	0	0	0	1	0	9
18:30	5	0	0	0	0	0	0	5
18:45	8	0	0	0	0	0	0	8
P/TOT	90	11	0	0	0	1	0	102



SITE: 5

DATE: 13/03/2013

LOCATION: Fringford Road / Skimmingdish Lane / unnamed road

DAY: Wednesday

TIME	TO ARM A							TOT	FROM ARM A							TOT
	CAR	LGV	OGV1	OGV2	PSV	MCL	PCL		CAR	LGV	OGV1	OGV2	PSV	MCL	PCL	
07:00	2	0	0	0	1	0	0	3	44	5	0	0	1	0	2	52
07:15	9	1	0	0	2	0	0	12	30	4	1	0	0	0	0	35
07:30	5	5	0	0	2	0	0	12	51	4	0	0	0	0	1	56
07:45	16	2	0	0	2	0	0	20	45	7	0	0	2	0	0	54
08:00	14	0	0	0	0	0	0	14	55	2	0	0	0	1	1	59
08:15	21	4	0	0	1	0	0	26	56	3	1	0	0	0	0	60
08:30	17	2	1	0	1	0	0	21	71	3	0	0	0	0	1	75
08:45	24	5	0	0	0	0	0	29	28	3	0	0	1	0	0	32
09:00	16	1	0	0	1	0	0	18	31	3	0	0	0	0	0	34
09:15	21	4	0	0	0	0	0	25	25	1	0	0	0	1	0	27
09:30	5	2	1	0	0	0	0	8	19	3	2	0	0	0	1	25
09:45	8	2	0	0	0	0	0	10	16	0	0	0	1	0	0	17
P/TOT	158	28	2	0	10	0	0	198	471	38	4	0	5	2	6	526

TIME	TO ARM A							TOT	FROM ARM A							TOT
	CAR	LGV	OGV1	OGV2	PSV	MCL	PCL		CAR	LGV	OGV1	OGV2	PSV	MCL	PCL	
16:00	20	2	1	1	1	0	0	25	23	6	0	0	1	0	0	30
16:15	31	5	0	0	0	0	0	36	10	5	0	0	0	0	1	16
16:30	30	10	0	0	0	0	1	41	25	2	0	0	1	0	1	29
16:45	37	3	0	0	0	0	1	41	18	1	0	0	1	1	0	21
17:00	44	5	0	0	1	0	0	50	21	3	1	0	1	2	1	29
17:15	49	2	0	0	0	0	0	51	33	4	0	0	0	0	0	37
17:30	43	4	0	0	0	0	0	47	21	4	0	0	0	0	0	25
17:45	56	6	0	0	0	0	0	62	23	3	0	0	2	0	0	28
18:00	46	1	0	0	1	0	0	48	16	3	0	0	1	0	0	20
18:15	39	3	0	0	0	1	0	43	23	2	0	0	0	0	0	25
18:30	25	1	0	0	0	0	0	26	21	1	0	0	0	0	0	22
18:45	24	0	0	0	0	0	0	24	21	1	0	0	1	0	0	23
P/TOT	444	42	1	1	3	1	2	494	255	35	1	0	8	3	3	305



SITE: 5

DATE: 13/03/2013

LOCATION: Fringford Road / Skimmingdish Lane / unnamed road

DAY: Wednesday

TIME	TO ARM B							TOT	FROM ARM B							TOT
	CAR	LGV	OGV1	OGV2	PSV	MCL	PCL		CAR	LGV	OGV1	OGV2	PSV	MCL	PCL	
07:00	0	0	0	0	0	0	0	0	0	0	0	0	0	0	0	0
07:15	0	0	0	0	0	0	0	0	0	0	0	0	0	0	0	0
07:30	0	0	0	0	0	0	0	0	0	0	0	0	0	0	0	0
07:45	0	1	0	0	0	0	0	1	0	1	0	0	0	0	0	1
08:00	0	0	0	0	0	0	0	0	0	0	0	0	0	0	0	0
08:15	0	0	0	0	0	0	0	0	0	0	0	0	0	0	0	0
08:30	0	0	0	0	0	0	0	0	0	0	0	0	0	0	0	0
08:45	0	0	0	0	0	0	0	0	0	0	0	0	0	0	0	0
09:00	0	0	0	0	0	0	0	0	0	0	0	0	0	0	0	0
09:15	0	0	0	0	0	0	0	0	0	0	0	0	0	0	0	0
09:30	0	1	0	0	0	0	0	1	0	1	0	0	0	0	0	1
09:45	0	0	0	0	0	0	0	0	0	0	0	0	0	0	0	0
P/TOT	0	2	0	0	0	0	0	2	0	2	0	0	0	0	0	2

TIME	TO ARM B							TOT	FROM ARM B							TOT
	CAR	LGV	OGV1	OGV2	PSV	MCL	PCL		CAR	LGV	OGV1	OGV2	PSV	MCL	PCL	
16:00	0	0	0	0	0	0	0	0	0	0	0	0	0	0	0	0
16:15	0	0	0	0	0	0	0	0	0	0	0	0	0	0	0	0
16:30	0	0	0	0	0	0	0	0	0	0	0	0	0	0	0	0
16:45	1	0	0	0	0	0	0	1	0	0	0	0	0	0	0	0
17:00	1	0	0	0	0	0	0	1	1	0	0	0	0	0	0	1
17:15	0	1	0	0	0	0	0	1	0	0	0	0	0	0	0	0
17:30	0	1	0	0	0	0	0	1	1	1	0	0	0	0	0	2
17:45	0	0	0	0	0	0	0	0	1	1	0	0	0	0	0	2
18:00	0	0	0	0	0	0	0	0	0	0	0	0	0	0	0	0
18:15	0	0	0	0	0	0	0	0	0	0	0	0	0	0	0	0
18:30	1	0	0	0	0	0	0	1	0	0	0	0	0	0	0	0
18:45	0	0	0	0	0	0	0	0	1	0	0	0	0	0	0	1
P/TOT	3	2	0	0	0	0	0	5	4	2	0	0	0	0	0	6



SITE: 5

DATE: 13/03/2013

LOCATION: Fringford Road / Skimmingdish Lane / unnamed road

DAY: Wednesday

TIME	TO ARM C							TOT	FROM ARM C							TOT
	CAR	LGV	OGV1	OGV2	PSV	MCL	PCL		CAR	LGV	OGV1	OGV2	PSV	MCL	PCL	
07:00	55	5	0	0	1	0	2	63	6	1	1	0	1	0	0	9
07:15	35	4	1	0	0	0	0	40	10	3	1	0	2	0	0	16
07:30	59	4	0	0	0	0	1	64	3	5	0	0	2	0	0	10
07:45	55	7	0	0	2	0	0	64	17	3	0	0	1	0	0	21
08:00	63	2	0	0	1	1	1	68	11	1	1	0	0	0	0	13
08:15	62	4	0	0	0	0	0	66	21	2	0	0	2	0	0	25
08:30	88	2	0	0	0	0	1	91	15	1	0	0	0	0	0	16
08:45	32	2	0	0	1	0	0	35	28	3	0	0	0	0	0	31
09:00	31	3	0	0	0	0	0	34	14	0	0	0	1	0	0	15
09:15	28	0	0	0	0	1	0	29	16	2	0	0	0	0	0	18
09:30	23	2	2	0	0	0	1	28	6	1	1	0	0	0	0	8
09:45	23	1	0	0	1	0	0	25	9	1	0	0	0	0	0	10
P/TOT	554	36	3	0	6	2	6	607	156	23	4	0	9	0	0	192

TIME	TO ARM C							TOT	FROM ARM C							TOT
	CAR	LGV	OGV1	OGV2	PSV	MCL	PCL		CAR	LGV	OGV1	OGV2	PSV	MCL	PCL	
16:00	24	8	0	0	0	0	0	32	23	2	1	1	1	0	0	28
16:15	14	5	0	0	0	0	1	20	26	4	0	1	1	0	0	32
16:30	29	5	0	0	0	0	0	34	37	9	0	0	0	0	1	47
16:45	24	1	0	0	1	1	0	27	35	3	0	0	0	0	1	39
17:00	25	6	1	0	1	2	0	35	42	4	0	0	1	0	0	47
17:15	36	3	0	0	0	0	0	39	43	2	0	0	0	0	0	45
17:30	24	5	0	0	0	0	0	29	46	4	1	0	1	0	0	52
17:45	27	3	0	0	2	0	0	32	58	4	0	0	0	0	0	62
18:00	19	3	0	0	0	0	0	22	44	0	0	0	1	0	0	45
18:15	25	2	0	0	0	0	0	27	35	3	0	0	0	0	0	38
18:30	20	1	0	0	1	0	0	22	27	1	0	0	1	0	0	29
18:45	22	1	0	0	1	0	0	24	21	1	0	0	0	0	0	22
P/TOT	289	43	1	0	6	3	1	343	437	37	2	2	6	0	2	486



SITE: 5

DATE: 13/03/2013

LOCATION: Fringford Road / Skimmingdish Lane / unnamed road

DAY: Wednesday

TIME	TO ARM D							TOT	FROM ARM D							TOT
	CAR	LGV	OGV1	OGV2	PSV	MCL	PCL		CAR	LGV	OGV1	OGV2	PSV	MCL	PCL	
07:00	4	1	1	0	1	0	0	7	11	0	0	0	1	0	0	12
07:15	5	2	1	0	0	0	0	8	9	0	0	0	0	0	0	9
07:30	1	0	0	0	2	0	0	3	11	0	0	0	2	0	0	13
07:45	6	2	0	0	0	0	0	8	15	1	0	0	1	0	0	17
08:00	1	1	1	0	0	0	0	3	12	0	0	0	1	0	0	13
08:15	4	1	1	0	1	0	0	7	10	4	0	0	0	0	0	14
08:30	2	1	0	0	0	0	0	3	21	1	1	0	1	0	0	24
08:45	5	1	0	0	0	0	0	6	5	2	0	0	0	0	0	7
09:00	4	1	0	0	0	0	0	5	6	2	0	0	0	0	0	8
09:15	2	1	0	0	0	0	0	3	10	2	0	0	0	0	0	12
09:30	3	1	0	0	0	0	0	4	6	1	0	0	0	0	0	7
09:45	4	0	0	0	0	0	0	4	10	2	0	0	0	0	0	12
P/TOT	41	12	4	0	4	0	0	61	126	15	1	0	6	0	0	148

TIME	TO ARM D							TOT	FROM ARM D							TOT
	CAR	LGV	OGV1	OGV2	PSV	MCL	PCL		CAR	LGV	OGV1	OGV2	PSV	MCL	PCL	
16:00	8	1	0	0	1	0	0	10	6	3	0	0	0	0	0	9
16:15	3	0	0	1	1	0	0	5	12	1	0	0	0	0	0	13
16:30	13	0	0	0	1	0	1	15	10	4	0	0	0	0	0	14
16:45	8	2	0	0	0	0	0	10	17	2	0	0	0	0	0	19
17:00	7	0	0	0	1	0	1	9	13	4	0	0	1	0	0	18
17:15	8	1	0	0	0	0	0	9	17	1	0	0	0	0	0	18
17:30	11	0	1	0	1	0	0	13	10	1	0	0	0	0	0	11
17:45	15	2	0	0	0	0	0	17	16	3	0	0	0	0	0	19
18:00	7	0	0	0	1	0	0	8	12	1	0	0	0	0	0	13
18:15	5	0	0	0	0	0	0	5	11	0	0	0	0	1	0	12
18:30	11	0	0	0	1	0	0	12	9	0	0	0	1	0	0	10
18:45	7	1	0	0	0	0	0	8	10	0	0	0	0	0	0	10
P/TOT	103	7	1	1	7	0	2	121	143	20	0	0	2	1	0	166



SITE: 5

DATE: 13/03/2013

LOCATION: Fringford Road / Skimmingdish Lane / unnamed road

DAY: Wednesday

TIME	JUNCTION TOTAL							TOT
	CAR	LGV	OGV1	OGV2	PSV	MCL	PCL	
07:00	61	6	1	0	3	0	2	73
07:15	49	7	2	0	2	0	0	60
07:30	65	9	0	0	4	0	1	79
07:45	77	12	0	0	4	0	0	93
08:00	78	3	1	0	1	1	1	85
08:15	87	9	1	0	2	0	0	99
08:30	107	5	1	0	1	0	1	115
08:45	61	8	0	0	1	0	0	70
09:00	51	5	0	0	1	0	0	57
09:15	51	5	0	0	0	1	0	57
09:30	31	6	3	0	0	0	1	41
09:45	35	3	0	0	1	0	0	39
P/TOT	753	78	9	0	20	2	6	868

PEAK HOUR CALCULATION	
07:00 to 08:00	305
07:15 to 08:15	317
07:30 to 08:30	356
07:45 to 08:45	392
08:00 to 09:00	369
08:15 to 09:15	341
08:30 to 09:30	299
08:45 to 09:45	225
09:00 to 10:00	194
PEAK VALUE	392

TIME	JUNCTION TOTAL							TOT
	CAR	LGV	OGV1	OGV2	PSV	MCL	PCL	
16:00	52	11	1	1	2	0	0	67
16:15	48	10	0	1	1	0	1	61
16:30	72	15	0	0	1	0	2	90
16:45	70	6	0	0	1	1	1	79
17:00	77	11	1	0	3	2	1	95
17:15	93	7	0	0	0	0	0	100
17:30	78	10	1	0	1	0	0	90
17:45	98	11	0	0	2	0	0	111
18:00	72	4	0	0	2	0	0	78
18:15	69	5	0	0	0	1	0	75
18:30	57	2	0	0	2	0	0	61
18:45	53	2	0	0	1	0	0	56
P/TOT	839	94	3	2	16	4	5	963

PEAK HOUR CALCULATION	
16:00 to 17:00	297
16:15 to 17:15	325
16:30 to 17:30	364
16:45 to 17:45	364
17:00 to 18:00	396
17:15 to 18:15	379
17:30 to 18:30	354
17:45 to 18:45	325
18:00 to 19:00	270
PEAK VALUE	396



SITE: 6

DATE: 13/03/2013

LOCATION: Fringford Road / unnamed road

DAY: Wednesday

TIME	A to C							TOT	A to B							TOT
	CAR	LGV	OGV1	OGV2	PSV	MCL	PCL		CAR	LGV	OGV1	OGV2	PSV	MCL	PCL	
07:00	30	2	0	0	0	0	2	34	25	3	0	0	1	0	0	29
07:15	21	3	1	0	0	0	0	25	14	1	0	0	0	0	0	15
07:30	30	4	0	0	0	0	1	35	26	0	0	0	0	0	0	26
07:45	31	4	0	0	1	0	0	36	26	3	0	0	1	0	0	30
08:00	22	1	0	0	0	1	3	27	42	1	0	0	1	0	0	44
08:15	41	2	0	0	0	0	2	45	21	1	0	0	0	0	0	22
08:30	63	2	0	0	0	0	0	65	25	1	0	0	0	0	0	26
08:45	18	1	0	0	1	0	0	20	14	1	0	0	0	0	0	15
09:00	24	2	0	0	0	0	0	26	7	0	0	0	0	0	0	7
09:15	17	1	0	0	0	0	1	19	11	0	0	0	0	0	0	11
09:30	16	2	2	0	0	1	1	22	7	0	0	0	0	0	0	7
09:45	17	0	0	0	1	0	0	18	6	1	0	0	0	0	0	7
P/TOT	330	24	3	0	3	2	10	372	224	12	0	0	3	0	0	239

TIME	A to C							TOT	A to B							TOT
	CAR	LGV	OGV1	OGV2	PSV	PCL	PCL		CAR	LGV	OGV1	OGV2	PSV	PCL	PCL	
16:00	19	6	0	0	0	0	0	25	5	2	0	0	0	0	0	7
16:15	10	4	0	0	0	0	1	15	4	0	0	0	0	0	0	4
16:30	22	3	0	0	0	0	0	25	8	2	0	0	0	0	0	10
16:45	20	0	0	0	1	1	1	23	4	1	0	0	0	0	0	5
17:00	14	3	1	0	0	2	1	21	11	3	0	0	1	0	0	15
17:15	22	2	0	0	0	0	0	24	14	1	0	0	0	0	0	15
17:30	8	0	0	0	0	0	0	8	16	5	0	0	0	0	0	21
17:45	21	2	0	0	1	0	2	26	6	1	0	0	1	0	0	8
18:00	12	2	0	0	0	0	2	16	7	1	0	0	0	0	0	8
18:15	19	2	0	0	0	0	0	21	6	0	0	0	0	0	0	6
18:30	17	1	0	0	0	0	0	18	3	0	0	0	1	0	0	4
18:45	18	1	0	0	1	0	0	20	4	0	0	0	0	0	0	4
P/TOT	202	26	1	0	3	3	7	242	88	16	0	0	3	0	0	107



SITE: 6

DATE: 13/03/2013

LOCATION: Fringford Road / unnamed road

DAY: Wednesday

TIME	B to A							TOT	B to C							TOT
	CAR	LGV	OGV1	OGV2	PSV	MCL	PCL		CAR	LGV	OGV1	OGV2	PSV	MCL	PCL	
07:00	3	1	0	0	0	0	0	4	1	0	0	0	0	0	0	1
07:15	4	0	1	0	1	0	0	6	0	0	0	0	0	0	0	0
07:30	1	1	0	0	1	0	0	3	0	0	0	0	0	0	0	0
07:45	0	1	0	0	0	0	0	1	1	0	0	0	0	0	0	1
08:00	2	1	0	0	0	0	0	3	1	0	0	0	0	0	0	1
08:15	4	1	0	0	0	0	0	5	0	0	0	0	0	0	0	0
08:30	0	1	0	0	0	0	0	1	0	0	0	0	0	0	0	0
08:45	2	0	0	0	0	0	0	2	0	0	0	0	0	0	0	0
09:00	4	0	0	0	0	0	0	4	1	0	0	0	0	0	0	1
09:15	4	1	0	0	0	0	0	5	0	0	0	0	0	0	0	0
09:30	1	0	0	0	0	0	0	1	0	0	0	0	0	0	0	0
09:45	3	0	0	0	0	0	0	3	1	0	0	0	1	0	0	2
P/TOT	28	7	1	0	2	0	0	38	5	0	0	0	1	0	0	6

TIME	B to A							TOT	B to C							TOT
	CAR	LGV	OGV1	OGV2	PSV	PCL	PCL		CAR	LGV	OGV1	OGV2	PSV	PCL	PCL	
16:00	7	1	0	0	0	0	0	8	0	0	0	0	0	0	0	0
16:15	4	0	0	0	1	0	0	5	1	0	0	0	0	0	0	1
16:30	10	0	0	0	0	0	0	10	1	0	0	0	0	0	0	1
16:45	11	1	0	0	0	0	0	12	0	0	0	0	0	0	0	0
17:00	13	1	0	0	0	0	0	14	0	0	0	0	0	0	0	0
17:15	12	0	0	0	0	0	0	12	0	0	0	0	0	0	0	0
17:30	8	1	0	0	1	0	0	10	0	0	0	0	0	0	0	0
17:45	11	1	0	0	0	0	0	12	1	0	0	0	0	0	0	1
18:00	11	0	0	0	0	0	0	11	1	0	0	0	0	0	0	1
18:15	8	0	0	0	0	0	0	8	0	0	0	0	0	0	0	0
18:30	5	0	0	0	1	0	0	6	0	0	0	0	0	0	0	0
18:45	4	0	0	0	0	0	0	4	0	0	0	0	0	0	0	0
P/TOT	104	5	0	0	3	0	0	112	4	0	0	0	0	0	0	4



SITE: 6

DATE: 13/03/2013

LOCATION: Fringford Road / unnamed road

DAY: Wednesday

TIME	C to B							TOT	C to A							TOT
	CAR	LGV	OGV1	OGV2	PSV	MCL	PCL		CAR	LGV	OGV1	OGV2	PSV	MCL	PCL	
07:00	0	0	0	0	0	0	0	0	3	0	1	0	1	0	0	5
07:15	0	0	0	0	0	0	0	0	6	3	0	0	1	0	0	10
07:30	0	0	0	0	0	0	0	0	3	4	0	0	1	0	0	8
07:45	1	0	0	0	0	0	0	1	16	2	0	0	1	0	0	19
08:00	0	0	0	0	0	0	0	0	10	0	1	0	0	0	0	11
08:15	0	0	0	0	0	0	0	0	16	1	0	0	2	0	0	19
08:30	0	0	0	0	0	0	0	0	15	0	0	0	0	0	0	15
08:45	1	0	0	0	0	0	0	1	26	3	0	0	0	0	0	29
09:00	0	0	0	0	0	0	0	0	10	0	0	0	1	0	0	11
09:15	0	1	0	0	0	0	0	1	13	1	0	0	0	0	0	14
09:30	1	1	0	0	0	0	0	2	4	1	1	0	0	0	0	6
09:45	0	0	0	0	0	0	0	0	6	1	0	0	0	0	0	7
P/TOT	3	2	0	0	0	0	0	5	128	16	3	0	7	0	0	154

TIME	C to B							TOT	C to A							TOT
	CAR	LGV	OGV1	OGV2	PSV	PCL	PCL		CAR	LGV	OGV1	OGV2	PSV	PCL	PCL	
16:00	1	0	0	0	0	0	0	1	606	1	1	1	1	0	0	610
16:15	0	0	0	0	0	0	0	0	22	4	0	1	0	0	1	28
16:30	0	1	0	0	0	0	0	1	27	9	0	0	0	0	1	37
16:45	0	0	0	0	0	0	0	0	24	2	0	0	0	0	1	27
17:00	0	0	0	0	0	0	0	0	29	3	0	0	1	0	3	36
17:15	0	0	0	0	0	0	0	0	32	2	0	0	0	0	0	34
17:30	0	0	0	0	0	0	0	0	38	2	1	0	0	0	1	42
17:45	0	0	0	0	0	0	0	0	47	3	0	0	0	0	0	50
18:00	0	0	0	0	0	0	0	0	32	0	0	0	1	0	0	33
18:15	0	0	0	0	0	0	0	0	27	3	0	0	0	0	1	31
18:30	0	0	0	0	0	0	0	0	22	1	0	0	0	0	1	24
18:45	0	0	0	0	0	0	0	0	17	1	0	0	0	0	0	18
P/TOT	1	1	0	0	0	0	0	2	923	31	2	2	3	0	9	970



SITE: 6

DATE: 13/03/2013

LOCATION: Fringford Road / unnamed road

DAY: Wednesday

TIME	TO ARM A							TOT	FROM ARM A							TOT
	CAR	LGV	OGV1	OGV2	PSV	MCL	PCL		CAR	LGV	OGV1	OGV2	PSV	MCL	PCL	
07:00	6	1	1	0	1	0	0	9	55	5	0	0	1	0	2	63
07:15	10	3	1	0	2	0	0	16	35	4	1	0	0	0	0	40
07:30	4	5	0	0	2	0	0	11	56	4	0	0	0	0	1	61
07:45	16	3	0	0	1	0	0	20	57	7	0	0	2	0	0	66
08:00	12	1	1	0	0	0	0	14	64	2	0	0	1	1	3	71
08:15	20	2	0	0	2	0	0	24	62	3	0	0	0	0	2	67
08:30	15	1	0	0	0	0	0	16	88	3	0	0	0	0	0	91
08:45	28	3	0	0	0	0	0	31	32	2	0	0	1	0	0	35
09:00	14	0	0	0	1	0	0	15	31	2	0	0	0	0	0	33
09:15	17	2	0	0	0	0	0	19	28	1	0	0	0	0	1	30
09:30	5	1	1	0	0	0	0	7	23	2	2	0	0	1	1	29
09:45	9	1	0	0	0	0	0	10	23	1	0	0	1	0	0	25
P/TOT	156	23	4	0	9	0	0	192	554	36	3	0	6	2	10	611

TIME	TO ARM A							TOT	FROM ARM A							TOT
	CAR	LGV	OGV1	OGV2	PSV	MCL	PCL		CAR	LGV	OGV1	OGV2	PSV	MCL	PCL	
16:00	613	2	1	1	1	0	0	618	24	8	0	0	0	0	0	32
16:15	26	4	0	1	1	0	1	33	14	4	0	0	0	0	1	19
16:30	37	9	0	0	0	0	1	47	30	5	0	0	0	0	0	35
16:45	35	3	0	0	0	0	1	39	24	1	0	0	1	1	1	28
17:00	42	4	0	0	1	0	3	50	25	6	1	0	1	2	1	36
17:15	44	2	0	0	0	0	0	46	36	3	0	0	0	0	0	39
17:30	46	3	1	0	1	0	1	52	24	5	0	0	0	0	0	29
17:45	58	4	0	0	0	0	0	62	27	3	0	0	2	0	2	34
18:00	43	0	0	0	1	0	0	44	19	3	0	0	0	0	2	24
18:15	35	3	0	0	0	0	1	39	25	2	0	0	0	0	0	27
18:30	27	1	0	0	1	0	1	30	20	1	0	0	1	0	0	22
18:45	21	1	0	0	0	0	0	22	22	1	0	0	1	0	0	24
P/TOT	1027	36	2	2	6	0	9	1082	290	42	1	0	6	3	7	349



SITE: 6

DATE: 13/03/2013

LOCATION: Fringford Road / unnamed road

DAY: Wednesday

TIME	TO ARM B							TOT	FROM ARM B							TOT
	CAR	LGV	OGV1	OGV2	PSV	MCL	PCL		CAR	LGV	OGV1	OGV2	PSV	MCL	PCL	
07:00	25	3	0	0	1	0	0	29	4	1	0	0	0	0	0	5
07:15	14	1	0	0	0	0	0	15	4	0	1	0	1	0	0	6
07:30	26	0	0	0	0	0	0	26	1	1	0	0	1	0	0	3
07:45	27	3	0	0	1	0	0	31	1	1	0	0	0	0	0	2
08:00	42	1	0	0	1	0	0	44	3	1	0	0	0	0	0	4
08:15	21	1	0	0	0	0	0	22	4	1	0	0	0	0	0	5
08:30	25	1	0	0	0	0	0	26	0	1	0	0	0	0	0	1
08:45	15	1	0	0	0	0	0	16	2	0	0	0	0	0	0	2
09:00	7	0	0	0	0	0	0	7	5	0	0	0	0	0	0	5
09:15	11	1	0	0	0	0	0	12	4	1	0	0	0	0	0	5
09:30	8	1	0	0	0	0	0	9	1	0	0	0	0	0	0	1
09:45	6	1	0	0	0	0	0	7	4	0	0	0	1	0	0	5
P/TOT	227	14	0	0	3	0	0	244	33	7	1	0	3	0	0	44

TIME	TO ARM B							TOT	FROM ARM B							TOT
	CAR	LGV	OGV1	OGV2	PSV	MCL	PCL		CAR	LGV	OGV1	OGV2	PSV	MCL	PCL	
16:00	6	2	0	0	0	0	0	8	7	1	0	0	0	0	0	8
16:15	4	0	0	0	0	0	0	4	5	0	0	0	1	0	0	6
16:30	8	3	0	0	0	0	0	11	11	0	0	0	0	0	0	11
16:45	4	1	0	0	0	0	0	5	11	1	0	0	0	0	0	12
17:00	11	3	0	0	1	0	0	15	13	1	0	0	0	0	0	14
17:15	14	1	0	0	0	0	0	15	12	0	0	0	0	0	0	12
17:30	16	5	0	0	0	0	0	21	8	1	0	0	1	0	0	10
17:45	6	1	0	0	1	0	0	8	12	1	0	0	0	0	0	13
18:00	7	1	0	0	0	0	0	8	12	0	0	0	0	0	0	12
18:15	6	0	0	0	0	0	0	6	8	0	0	0	0	0	0	8
18:30	3	0	0	0	1	0	0	4	5	0	0	0	1	0	0	6
18:45	4	0	0	0	0	0	0	4	4	0	0	0	0	0	0	4
P/TOT	89	17	0	0	3	0	0	109	108	5	0	0	3	0	0	116



SITE: 6

DATE: 13/03/2013

LOCATION: Fringford Road / unnamed road

DAY: Wednesday

TIME	TO ARM C							TOT	FROM ARM C							TOT
	CAR	LGV	OGV1	OGV2	PSV	MCL	PCL		CAR	LGV	OGV1	OGV2	PSV	MCL	PCL	
07:00	31	2	0	0	0	0	2	35	3	0	1	0	1	0	0	5
07:15	21	3	1	0	0	0	0	25	6	3	0	0	1	0	0	10
07:30	30	4	0	0	0	0	1	35	3	4	0	0	1	0	0	8
07:45	32	4	0	0	1	0	0	37	17	2	0	0	1	0	0	20
08:00	23	1	0	0	0	1	3	28	10	0	1	0	0	0	0	11
08:15	41	2	0	0	0	0	2	45	16	1	0	0	2	0	0	19
08:30	63	2	0	0	0	0	0	65	15	0	0	0	0	0	0	15
08:45	18	1	0	0	1	0	0	20	27	3	0	0	0	0	0	30
09:00	25	2	0	0	0	0	0	27	10	0	0	0	1	0	0	11
09:15	17	1	0	0	0	0	1	19	13	2	0	0	0	0	0	15
09:30	16	2	2	0	0	1	1	22	5	2	1	0	0	0	0	8
09:45	18	0	0	0	2	0	0	20	6	1	0	0	0	0	0	7
P/TOT	335	24	3	0	4	2	10	378	131	18	3	0	7	0	0	159

TIME	TO ARM C							TOT	FROM ARM C							TOT
	CAR	LGV	OGV1	OGV2	PSV	MCL	PCL		CAR	LGV	OGV1	OGV2	PSV	MCL	PCL	
16:00	19	6	0	0	0	0	0	25	607	1	1	1	1	0	0	611
16:15	11	4	0	0	0	0	1	16	22	4	0	1	0	0	1	28
16:30	23	3	0	0	0	0	0	26	27	10	0	0	0	0	1	38
16:45	20	0	0	0	1	1	1	23	24	2	0	0	0	0	1	27
17:00	14	3	1	0	0	2	1	21	29	3	0	0	1	0	3	36
17:15	22	2	0	0	0	0	0	24	32	2	0	0	0	0	0	34
17:30	8	0	0	0	0	0	0	8	38	2	1	0	0	0	1	42
17:45	22	2	0	0	1	0	2	27	47	3	0	0	0	0	0	50
18:00	13	2	0	0	0	0	2	17	32	0	0	0	1	0	0	33
18:15	19	2	0	0	0	0	0	21	27	3	0	0	0	0	1	31
18:30	17	1	0	0	0	0	0	18	22	1	0	0	0	0	1	24
18:45	18	1	0	0	1	0	0	20	17	1	0	0	0	0	0	18
P/TOT	206	26	1	0	3	3	7	246	924	32	2	2	3	0	9	972



SITE: 6

DATE: 13/03/2013

LOCATION: Fringford Road / unnamed road

DAY: Wednesday

TIME	JUNCTION TOTAL							TOT
	CAR	LGV	OGV1	OGV2	PSV	MCL	PCL	
07:00	62	6	1	0	2	0	2	73
07:15	45	7	2	0	2	0	0	56
07:30	60	9	0	0	2	0	1	72
07:45	75	10	0	0	3	0	0	88
08:00	77	3	1	0	1	1	3	86
08:15	82	5	0	0	2	0	2	91
08:30	103	4	0	0	0	0	0	107
08:45	61	5	0	0	1	0	0	67
09:00	46	2	0	0	1	0	0	49
09:15	45	4	0	0	0	0	1	50
09:30	29	4	3	0	0	1	1	38
09:45	33	2	0	0	2	0	0	37
P/TOT	718	61	7	0	16	2	10	814

PEAK HOUR CALCULATION	
07:00 to 08:00	289
07:15 to 08:15	302
07:30 to 08:30	337
07:45 to 08:45	372
08:00 to 09:00	351
08:15 to 09:15	314
08:30 to 09:30	273
08:45 to 09:45	204
09:00 to 10:00	174
PEAK VALUE	372

TIME	JUNCTION TOTAL							TOT
	CAR	LGV	OGV1	OGV2	PSV	MCL	PCL	
16:00	638	10	1	1	1	0	0	651
16:15	41	8	0	1	1	0	2	53
16:30	68	15	0	0	0	0	1	84
16:45	59	4	0	0	1	1	2	67
17:00	67	10	1	0	2	2	4	86
17:15	80	5	0	0	0	0	0	85
17:30	70	8	1	0	1	0	1	81
17:45	86	7	0	0	2	0	2	97
18:00	63	3	0	0	1	0	2	69
18:15	60	5	0	0	0	0	1	66
18:30	47	2	0	0	2	0	1	52
18:45	43	2	0	0	1	0	0	46
P/TOT	1322	79	3	2	12	3	16	1437

PEAK HOUR CALCULATION	
16:00 to 17:00	855
16:15 to 17:15	290
16:30 to 17:30	322
16:45 to 17:45	319
17:00 to 18:00	349
17:15 to 18:15	332
17:30 to 18:30	313
17:45 to 18:45	284
18:00 to 19:00	233
PEAK VALUE	855



SITE: 7

DATE: 13/03/2013

LOCATION: A4095 / Fringford Road

DAY: Wednesday

TIME	A to C							TOT	A to B							TOT
	CAR	LGV	OGV1	OGV2	PSV	MCL	PCL		CAR	LGV	OGV1	OGV2	PSV	MCL	PCL	
07:00	12	2	0	0	0	0	0	14	20	1	0	0	0	0	0	21
07:15	5	2	0	0	0	0	0	7	16	1	1	0	0	0	0	18
07:30	21	2	0	0	0	0	1	24	10	1	0	0	0	0	0	11
07:45	20	4	0	0	0	0	0	24	12	0	0	0	1	0	0	13
08:00	14	0	0	0	0	1	0	15	7	1	0	0	0	0	0	8
08:15	33	3	0	0	0	0	0	36	7	1	0	0	0	0	0	8
08:30	50	1	0	0	0	0	0	51	12	1	0	0	0	0	0	13
08:45	12	0	0	0	0	0	0	12	6	1	0	0	1	0	0	8
09:00	12	0	0	0	0	0	0	12	13	1	0	0	0	0	0	14
09:15	3	0	0	0	0	1	0	4	13	0	0	0	0	0	0	13
09:30	5	0	0	0	0	0	0	5	12	2	2	0	0	0	0	16
09:45	8	0	0	0	0	0	0	8	10	0	0	0	1	0	0	11
P/TOT	195	14	0	0	0	2	1	212	138	10	3	0	3	0	0	154

TIME	A to C							TOT	A to B							TOT
	CAR	LGV	OGV1	OGV2	PSV	PCL	PCL		CAR	LGV	OGV1	OGV2	PSV	PCL	PCL	
16:00	10	2	0	0	0	0	0	12	9	3	0	0	0	0	0	12
16:15	4	3	0	0	0	0	1	8	7	1	0	0	0	0	0	8
16:30	14	1	0	0	0	0	0	15	10	3	0	0	0	0	0	13
16:45	6	0	0	0	0	1	0	7	13	0	0	0	1	0	0	14
17:00	5	2	0	0	0	0	0	7	9	1	0	0	0	2	1	13
17:15	9	1	0	0	0	0	0	10	13	1	0	0	0	0	0	14
17:30	6	1	0	0	0	0	0	7	3	0	0	0	0	0	0	3
17:45	10	1	0	0	0	0	0	11	12	0	0	0	1	0	0	13
18:00	7	3	0	0	0	0	1	11	6	0	0	0	0	0	1	7
18:15	5	0	0	0	0	0	0	5	14	3	0	0	0	0	0	17
18:30	8	0	0	0	0	0	0	8	9	1	0	0	0	0	0	10
18:45	5	0	0	0	0	0	0	5	13	0	0	0	1	0	0	14
P/TOT	89	14	0	0	0	1	2	106	118	13	0	0	3	2	2	138



SITE: 7

DATE: 13/03/2013

LOCATION: A4095 / Fringford Road

DAY: Wednesday

TIME	B to A							TOT	B to C							TOT
	CAR	LGV	OGV1	OGV2	PSV	MCL	PCL		CAR	LGV	OGV1	OGV2	PSV	MCL	PCL	
07:00	4	0	1	0	1	0	0	6	83	17	5	2	2	1	0	110
07:15	6	3	0	0	1	0	0	10	142	23	1	4	1	0	0	171
07:30	3	4	0	0	1	0	0	8	157	16	3	5	1	0	0	182
07:45	18	1	0	0	1	0	0	20	190	17	6	5	0	1	0	219
08:00	11	0	1	0	0	0	0	12	174	18	6	2	0	1	0	201
08:15	16	2	0	0	2	0	0	20	228	19	4	2	2	0	0	255
08:30	15	1	0	0	0	0	0	16	186	12	8	0	1	1	0	208
08:45	25	2	0	0	0	0	0	27	197	15	4	3	6	2	0	227
09:00	15	0	0	0	1	0	0	16	92	14	4	3	2	1	0	116
09:15	8	2	0	0	0	0	0	10	82	15	3	2	2	1	0	105
09:30	7	1	1	0	0	0	0	9	59	16	4	6	0	0	0	85
09:45	6	0	0	0	0	0	0	6	94	11	5	2	1	0	0	113
P/TOT	134	16	3	0	7	0	0	160	1684	193	53	36	18	8	0	1992

TIME	B to A							TOT	B to C							TOT
	CAR	LGV	OGV1	OGV2	PSV	PCL	PCL		CAR	LGV	OGV1	OGV2	PSV	MCL	PCL	
16:00	15	2	0	1	1	0	0	19	418	16	2	0	2	0	0	438
16:15	24	3	0	1	0	0	0	28	128	27	2	3	2	1	0	163
16:30	29	8	0	0	0	0	2	39	134	21	8	2	3	0	0	168
16:45	25	3	0	0	0	0	0	28	150	24	2	0	2	0	0	178
17:00	32	1	0	0	1	0	0	34	150	18	1	0	1	1	0	171
17:15	30	3	0	0	0	0	0	33	186	20	3	2	1	1	0	213
17:30	39	1	1	0	0	0	0	41	202	22	0	1	0	0	0	225
17:45	51	0	0	0	0	0	0	51	222	12	1	0	1	1	0	237
18:00	33	0	0	0	1	0	0	34	165	14	2	2	1	0	0	184
18:15	26	3	0	0	0	0	1	30	162	9	2	0	1	1	0	175
18:30	24	0	0	0	0	0	0	24	150	9	2	3	2	1	0	167
18:45	17	1	0	0	0	0	0	18	114	9	0	1	3	0	0	127
P/TOT	345	25	1	2	3	0	3	379	2181	201	25	14	19	6	0	2446



SITE: 7

DATE: 13/03/2013

LOCATION: A4095 / Fringford Road

DAY: Wednesday

TIME	C to B							TOT	C to A - Banned Movement							TOT
	CAR	LGV	OGV1	OGV2	PSV	MCL	PCL		CAR	LGV	OGV1	OGV2	PSV	MCL	PCL	
07:00	115	31	6	2	4	0	0	158								0
07:15	143	31	2	2	7	0	0	185								0
07:30	166	30	3	3	3	0	0	205								0
07:45	192	18	4	1	3	0	0	218								0
08:00	161	31	1	1	1	0	0	195								0
08:15	153	12	5	0	1	0	0	171								0
08:30	202	13	6	6	0	0	0	227								0
08:45	167	32	3	0	2	0	0	204								0
09:00	134	15	0	2	2	0	1	154								0
09:15	101	18	5	4	1	0	0	129								0
09:30	70	16	4	4	0	0	0	94								0
09:45	93	15	8	2	1	0	0	119								0
P/TOT	1697	262	47	27	25	0	1	2059	0	0	0	0	0	0	0	0

TIME	C to B							TOT	C to A - Banned Movement							TOT
	CAR	LGV	OGV1	OGV2	PSV	MCL	PCL		CAR	LGV	OGV1	OGV2	PSV	MCL	PCL	
16:00	472	22	2	0	1	0	0	497								0
16:15	126	22	1	2	0	2	0	153								0
16:30	166	27	1	3	2	2	0	201								0
16:45	160	31	4	2	0	1	0	198								0
17:00	219	20	1	1	1	1	0	243								0
17:15	245	13	4	3	0	1	0	266								0
17:30	229	26	0	0	1	0	0	256								0
17:45	172	18	1	2	1	1	0	195								0
18:00	177	13	0	0	0	2	0	192								0
18:15	152	7	1	1	0	0	0	161								0
18:30	128	9	1	3	1	0	0	142								0
18:45	120	9	0	1	1	0	0	131								0
P/TOT	2366	217	16	18	8	10	0	2635	0	0	0	0	0	0	0	0



SITE: 7

DATE: 13/03/2013

LOCATION: A4095 / Fringford Road

DAY: Wednesday

TIME	TO ARM A							TOT	FROM ARM A							TOT
	CAR	LGV	OGV1	OGV2	PSV	MCL	PCL		CAR	LGV	OGV1	OGV2	PSV	MCL	PCL	
07:00	4	0	1	0	1	0	0	6	32	3	0	0	0	0	0	35
07:15	6	3	0	0	1	0	0	10	21	3	1	0	0	0	0	25
07:30	3	4	0	0	1	0	0	8	31	3	0	0	0	0	1	35
07:45	18	1	0	0	1	0	0	20	32	4	0	0	1	0	0	37
08:00	11	0	1	0	0	0	0	12	21	1	0	0	0	1	0	23
08:15	16	2	0	0	2	0	0	20	40	4	0	0	0	0	0	44
08:30	15	1	0	0	0	0	0	16	62	2	0	0	0	0	0	64
08:45	25	2	0	0	0	0	0	27	18	1	0	0	1	0	0	20
09:00	15	0	0	0	1	0	0	16	25	1	0	0	0	0	0	26
09:15	8	2	0	0	0	0	0	10	16	0	0	0	0	1	0	17
09:30	7	1	1	0	0	0	0	9	17	2	2	0	0	0	0	21
09:45	6	0	0	0	0	0	0	6	18	0	0	0	1	0	0	19
P/TOT	134	16	3	0	7	0	0	160	333	24	3	0	3	2	1	366

TIME	TO ARM A							TOT	FROM ARM A							TOT
	CAR	LGV	OGV1	OGV2	PSV	MCL	PCL		CAR	LGV	OGV1	OGV2	PSV	MCL	PCL	
16:00	15	2	0	1	1	0	0	19	19	5	0	0	0	0	0	24
16:15	24	3	0	1	0	0	0	28	11	4	0	0	0	0	1	16
16:30	29	8	0	0	0	0	2	39	24	4	0	0	0	0	0	28
16:45	25	3	0	0	0	0	0	28	19	0	0	0	1	1	0	21
17:00	32	1	0	0	1	0	0	34	14	3	0	0	0	2	1	20
17:15	30	3	0	0	0	0	0	33	22	2	0	0	0	0	0	24
17:30	39	1	1	0	0	0	0	41	9	1	0	0	0	0	0	10
17:45	51	0	0	0	0	0	0	51	22	1	0	0	1	0	0	24
18:00	33	0	0	0	1	0	0	34	13	3	0	0	0	0	2	18
18:15	26	3	0	0	0	0	1	30	19	3	0	0	0	0	0	22
18:30	24	0	0	0	0	0	0	24	17	1	0	0	0	0	0	18
18:45	17	1	0	0	0	0	0	18	18	0	0	0	1	0	0	19
P/TOT	345	25	1	2	3	0	3	379	207	27	0	0	3	3	4	244



SITE: 7

DATE: 13/03/2013

LOCATION: A4095 / Fringford Road

DAY: Wednesday

TIME	TO ARM B							TOT	FROM ARM B							TOT
	CAR	LGV	OGV1	OGV2	PSV	MCL	PCL		CAR	LGV	OGV1	OGV2	PSV	MCL	PCL	
07:00	135	32	6	2	4	0	0	179	87	17	6	2	3	1	0	116
07:15	159	32	3	2	7	0	0	203	148	26	1	4	2	0	0	181
07:30	176	31	3	3	3	0	0	216	160	20	3	5	2	0	0	190
07:45	204	18	4	1	4	0	0	231	208	18	6	5	1	1	0	239
08:00	168	32	1	1	1	0	0	203	185	18	7	2	0	1	0	213
08:15	160	13	5	0	1	0	0	179	244	21	4	2	4	0	0	275
08:30	214	14	6	6	0	0	0	240	201	13	8	0	1	1	0	224
08:45	173	33	3	0	3	0	0	212	222	17	4	3	6	2	0	254
09:00	147	16	0	2	2	0	1	168	107	14	4	3	3	1	0	132
09:15	114	18	5	4	1	0	0	142	90	17	3	2	2	1	0	115
09:30	82	18	6	4	0	0	0	110	66	17	5	6	0	0	0	94
09:45	103	15	8	2	2	0	0	130	100	11	5	2	1	0	0	119
P/TOT	1835	272	50	27	28	0	1	2213	1818	209	56	36	25	8	0	2152

TIME	TO ARM B							TOT	FROM ARM B							TOT
	CAR	LGV	OGV1	OGV2	PSV	MCL	PCL		CAR	LGV	OGV1	OGV2	PSV	MCL	PCL	
16:00	481	25	2	0	1	0	0	509	433	18	2	1	3	0	0	457
16:15	133	23	1	2	0	2	0	161	152	30	2	4	2	1	0	191
16:30	176	30	1	3	2	2	0	214	163	29	8	2	3	0	2	207
16:45	173	31	4	2	1	1	0	212	175	27	2	0	2	0	0	206
17:00	228	21	1	1	1	3	1	256	182	19	1	0	2	1	0	205
17:15	258	14	4	3	0	1	0	280	216	23	3	2	1	1	0	246
17:30	232	26	0	0	1	0	0	259	241	23	1	1	0	0	0	266
17:45	184	18	1	2	2	1	0	208	273	12	1	0	1	1	0	288
18:00	183	13	0	0	0	2	1	199	198	14	2	2	2	0	0	218
18:15	166	10	1	1	0	0	0	178	188	12	2	0	1	1	1	205
18:30	137	10	1	3	1	0	0	152	174	9	2	3	2	1	0	191
18:45	133	9	0	1	2	0	0	145	131	10	0	1	3	0	0	145
P/TOT	2484	230	16	18	11	12	2	2773	2526	226	26	16	22	6	3	2825



SITE: 7

DATE: 13/03/2013

LOCATION: A4095 / Fringford Road

DAY: Wednesday

TIME	TO ARM C							TOT	FROM ARM C							TOT
	CAR	LGV	OGV1	OGV2	PSV	MCL	PCL		CAR	LGV	OGV1	OGV2	PSV	MCL	PCL	
07:00	95	19	5	2	2	1	0	124	115	31	6	2	4	0	0	158
07:15	147	25	1	4	1	0	0	178	143	31	2	2	7	0	0	185
07:30	178	18	3	5	1	0	1	206	166	30	3	3	3	0	0	205
07:45	210	21	6	5	0	1	0	243	192	18	4	1	3	0	0	218
08:00	188	18	6	2	0	2	0	216	161	31	1	1	1	0	0	195
08:15	261	22	4	2	2	0	0	291	153	12	5	0	1	0	0	171
08:30	236	13	8	0	1	1	0	259	202	13	6	6	0	0	0	227
08:45	209	15	4	3	6	2	0	239	167	32	3	0	2	0	0	204
09:00	104	14	4	3	2	1	0	128	134	15	0	2	2	0	1	154
09:15	85	15	3	2	2	2	0	109	101	18	5	4	1	0	0	129
09:30	64	16	4	6	0	0	0	90	70	16	4	4	0	0	0	94
09:45	102	11	5	2	1	0	0	121	93	15	8	2	1	0	0	119
P/TOT	1879	207	53	36	18	10	1	2204	1697	262	47	27	25	0	1	2059

TIME	TO ARM C							TOT	FROM ARM C							TOT
	CAR	LGV	OGV1	OGV2	PSV	MCL	PCL		CAR	LGV	OGV1	OGV2	PSV	MCL	PCL	
16:00	428	18	2	0	2	0	0	450	472	22	2	0	1	0	0	497
16:15	132	30	2	3	2	1	1	171	126	22	1	2	0	2	0	153
16:30	148	22	8	2	3	0	0	183	166	27	1	3	2	2	0	201
16:45	156	24	2	0	2	1	0	185	160	31	4	2	0	1	0	198
17:00	155	20	1	0	1	1	0	178	219	20	1	1	1	1	0	243
17:15	195	21	3	2	1	1	0	223	245	13	4	3	0	1	0	266
17:30	208	23	0	1	0	0	0	232	229	26	0	0	1	0	0	256
17:45	232	13	1	0	1	1	0	248	172	18	1	2	1	1	0	195
18:00	172	17	2	2	1	0	1	195	177	13	0	0	0	2	0	192
18:15	167	9	2	0	1	1	0	180	152	7	1	1	0	0	0	161
18:30	158	9	2	3	2	1	0	175	128	9	1	3	1	0	0	142
18:45	119	9	0	1	3	0	0	132	120	9	0	1	1	0	0	131
P/TOT	2270	215	25	14	19	7	2	2552	2366	217	16	18	8	10	0	2635



SITE: 7

DATE: 13/03/2013

LOCATION: A4095 / Fringford Road

DAY: Wednesday

TIME	JUNCTION TOTAL							TOT
	CAR	LGV	OGV1	OGV2	PSV	MCL	PCL	
07:00	234	51	12	4	7	1	0	309
07:15	312	60	4	6	9	0	0	391
07:30	357	53	6	8	5	0	1	430
07:45	432	40	10	6	5	1	0	494
08:00	367	50	8	3	1	2	0	431
08:15	437	37	9	2	5	0	0	490
08:30	465	28	14	6	1	1	0	515
08:45	407	50	7	3	9	2	0	478
09:00	266	30	4	5	5	1	1	312
09:15	207	35	8	6	3	2	0	261
09:30	153	35	11	10	0	0	0	209
09:45	211	26	13	4	3	0	0	257
P/TOT	3848	495	106	63	53	10	2	4577

PEAK HOUR CALCULATION	
07:00 to 08:00	1624
07:15 to 08:15	1746
07:30 to 08:30	1845
07:45 to 08:45	1930
08:00 to 09:00	1914
08:15 to 09:15	1795
08:30 to 09:30	1566
08:45 to 09:45	1260
09:00 to 10:00	1039
PEAK VALUE	1930

TIME	JUNCTION TOTAL							TOT
	CAR	LGV	OGV1	OGV2	PSV	MCL	PCL	
16:00	924	45	4	1	4	0	0	978
16:15	289	56	3	6	2	3	1	360
16:30	353	60	9	5	5	2	2	436
16:45	354	58	6	2	3	2	0	425
17:00	415	42	2	1	3	4	1	468
17:15	483	38	7	5	1	2	0	536
17:30	479	50	1	1	1	0	0	532
17:45	467	31	2	2	3	2	0	507
18:00	388	30	2	2	2	2	2	428
18:15	359	22	3	1	1	1	1	388
18:30	319	19	3	6	3	1	0	351
18:45	269	19	0	2	5	0	0	295
P/TOT	5099	470	42	34	33	19	7	5704

PEAK HOUR CALCULATION	
16:00 to 17:00	2199
16:15 to 17:15	1689
16:30 to 17:30	1865
16:45 to 17:45	1961
17:00 to 18:00	2043
17:15 to 18:15	2003
17:30 to 18:30	1855
17:45 to 18:45	1674
18:00 to 19:00	1462
PEAK VALUE	2199



SITE: 8

DATE: 13/03/2013

LOCATION: A4095 / A4421 / Skimmingdish Lane / Buckingham Road Roundabout

DAY: Wednesday

TIME	A to D								TOT	A to C								TOT
	CAR	LGV	OGV1	OGV2	PSV	MCL	PCL	CAR		LGV	OGV1	OGV2	PSV	MCL	PCL			
07:00	41	7	5	0	1	0	1	55	49	11	3	0	0	0	0	63		
07:15	52	10	3	1	0	0	0	66	56	12	0	0	1	0	0	69		
07:30	80	9	3	2	0	0	0	94	52	3	0	0	0	0	0	55		
07:45	77	11	3	4	0	1	0	96	48	8	0	0	0	0	0	56		
08:00	73	6	4	5	0	0	0	88	38	0	1	0	0	0	0	39		
08:15	91	10	3	3	0	2	0	109	34	3	3	0	2	0	0	42		
08:30	86	10	3	3	0	0	0	102	48	0	0	0	0	0	0	48		
08:45	80	6	5	1	1	1	0	94	47	4	0	0	0	0	0	51		
09:00	50	8	1	3	1	0	0	63	39	1	0	0	0	0	0	40		
09:15	33	6	3	4	1	0	0	47	49	3	1	0	0	0	0	53		
09:30	35	5	4	2	0	0	0	46	44	7	0	0	0	0	0	51		
09:45	31	7	2	3	0	1	0	44	35	4	2	0	1	0	0	42		
P/TOT	729	95	39	31	4	5	1	904	539	56	10	0	4	0	0	609		

TIME	A to D								TOT	A to C								TOT
	CAR	LGV	OGV1	OGV2	PSV	MCL	PCL	CAR		LGV	OGV1	OGV2	PSV	MCL	PCL			
16:00	38	7	2	2	1	0	0	50	32	4	0	0	1	0	0	37		
16:15	32	5	1	2	1	0	0	41	34	4	0	0	0	0	0	38		
16:30	31	3	0	4	0	1	0	39	34	8	1	0	0	0	0	43		
16:45	40	7	2	0	0	0	0	49	37	6	2	0	0	0	0	45		
17:00	40	6	0	1	1	0	0	48	48	8	0	0	0	0	0	56		
17:15	44	5	0	3	2	0	0	54	35	4	0	0	0	0	0	39		
17:30	47	2	1	2	0	0	0	52	47	2	0	0	0	0	0	49		
17:45	61	4	1	1	0	0	0	67	33	4	0	0	0	0	0	37		
18:00	35	3	0	2	0	0	0	40	38	3	0	0	0	0	0	41		
18:15	38	1	0	2	1	1	0	43	41	3	1	0	0	0	0	45		
18:30	35	5	0	1	0	0	0	41	25	4	1	0	0	0	0	30		
18:45	36	2	1	1	0	1	0	41	38	2	0	0	0	0	0	40		
P/TOT	477	50	8	21	6	3	0	565	442	52	5	0	1	0	0	500		



SITE: 8

DATE: 13/03/2013

LOCATION: A4095 / A4421 / Skimmingdish Lane / Buckingham Road Roundabout

DAY: Wednesday

TIME	A to B								TOT	A to A								TOT
	CAR	LGV	OGV1	OGV2	PSV	MCL	PCL	CAR		LGV	OGV1	OGV2	PSV	MCL	PCL			
07:00	21	5	1	0	1	0	0	28	0	0	0	0	0	0	0	0		
07:15	42	6	3	0	1	0	0	52	0	0	0	0	0	0	0	0		
07:30	41	4	3	0	1	0	0	49	1	0	0	0	0	0	0	1		
07:45	34	2	0	0	0	0	0	36	0	0	0	0	0	0	0	0		
08:00	32	4	1	0	1	0	0	38	0	0	0	0	0	0	0	0		
08:15	24	3	1	0	2	0	0	30	1	0	0	0	0	0	0	1		
08:30	37	3	3	0	0	0	0	43	0	0	0	0	0	0	0	0		
08:45	27	5	2	0	0	0	0	34	0	0	0	0	0	0	0	0		
09:00	21	2	0	0	0	0	0	23	0	0	0	0	0	0	0	0		
09:15	17	5	0	1	1	0	0	24	1	0	0	0	0	0	0	1		
09:30	13	2	2	1	0	0	0	18	1	0	0	0	0	0	0	1		
09:45	20	1	1	0	0	0	0	22	0	0	0	0	0	0	0	0		
P/TOT	329	42	17	2	7	0	0	397	4	0	0	0	0	0	0	4		

TIME	A to B								TOT	A to A								TOT
	CAR	LGV	OGV1	OGV2	PSV	MCL	PCL	CAR		LGV	OGV1	OGV2	PSV	MCL	PCL			
16:00	21	5	0	0	1	0	0	27	0	0	0	0	0	0	0	0		
16:15	26	1	0	0	1	0	0	28	0	0	0	0	0	0	0	0		
16:30	19	8	0	0	2	0	0	29	0	0	0	0	0	0	0	0		
16:45	31	5	0	0	0	0	0	36	0	0	0	0	0	0	0	0		
17:00	29	0	1	0	1	0	0	31	1	0	0	0	0	0	0	1		
17:15	33	0	3	0	1	0	0	37	1	0	0	0	0	0	0	1		
17:30	32	3	0	0	1	0	0	36	0	0	0	0	0	0	0	0		
17:45	30	1	0	0	1	0	0	32	2	0	0	0	0	0	0	2		
18:00	27	2	0	0	0	0	0	29	0	0	0	0	0	0	0	0		
18:15	34	0	1	0	2	0	0	37	0	0	0	0	0	0	0	0		
18:30	18	2	0	0	0	0	0	20	0	0	0	0	0	0	0	0		
18:45	17	0	0	0	0	0	0	17	0	0	0	0	0	0	0	0		
P/TOT	317	27	5	0	10	0	0	359	4	0	0	0	0	0	0	4		



SITE: 8

DATE: 13/03/2013

LOCATION: A4095 / A4421 / Skimmingdish Lane / Buckingham Road Roundabout

DAY: Wednesday

TIME	B to A								TOT	B to D								TOT
	CAR	LGV	OGV1	OGV2	PSV	MCL	PCL	CAR		LGV	OGV1	OGV2	PSV	MCL	PCL			
07:00	23	5	2	0	0	0	0	30	74	11	3	2	1	1	0	92		
07:15	36	9	0	0	0	0	0	45	104	22	1	3	0	0	0	130		
07:30	33	5	0	0	1	0	0	39	132	10	4	5	0	0	0	151		
07:45	34	4	0	0	1	0	0	39	151	17	4	4	0	1	0	177		
08:00	27	2	1	0	0	0	0	30	141	17	5	1	0	2	0	166		
08:15	26	2	1	0	1	0	0	30	180	13	3	3	0	0	0	199		
08:30	27	2	1	0	1	0	0	31	144	14	9	1	2	0	0	170		
08:45	29	3	1	0	1	0	0	34	148	13	4	3	4	2	0	174		
09:00	12	1	2	0	0	0	0	15	88	13	3	2	2	0	0	108		
09:15	16	2	1	0	1	0	0	20	60	12	3	2	1	2	0	80		
09:30	16	1	0	0	0	0	0	17	49	14	5	6	0	0	0	74		
09:45	14	0	1	0	2	0	0	17	71	9	4	3	0	0	0	87		
P/TOT	293	36	10	0	8	0	0	347	1342	165	48	35	10	8	0	1608		

TIME	B to A								TOT	B to D								TOT
	CAR	LGV	OGV1	OGV2	PSV	MCL	PCL	CAR		LGV	OGV1	OGV2	PSV	MCL	PCL			
16:00	21	6	1	0	0	0	0	28	60	7	3	0	2	1	0	73		
16:15	25	7	1	1	1	0	0	35	61	20	1	2	1	0	1	86		
16:30	28	5	3	1	1	0	0	38	76	10	5	2	3	0	0	96		
16:45	37	6	0	0	0	0	0	43	69	12	2	0	2	0	0	85		
17:00	31	8	0	0	1	0	0	40	64	16	2	1	0	0	0	83		
17:15	40	3	2	0	1	0	0	46	93	9	1	1	0	2	0	106		
17:30	46	2	1	0	1	0	0	50	104	14	0	1	0	0	0	119		
17:45	35	4	0	0	1	0	0	40	95	11	0	1	0	0	0	107		
18:00	34	4	0	2	0	0	0	40	84	7	1	0	1	0	0	93		
18:15	38	4	0	0	1	0	0	43	76	7	2	0	0	0	0	85		
18:30	41	4	0	0	0	0	0	45	58	7	1	3	2	1	0	72		
18:45	25	3	0	0	2	0	0	30	69	6	2	1	2	0	0	80		
P/TOT	401	56	8	4	9	0	0	478	909	126	20	12	13	4	1	1085		



SITE: 8

DATE: 13/03/2013

LOCATION: A4095 / A4421 / Skimmingdish Lane / Buckingham Road Roundabout

DAY: Wednesday

TIME	B to C								TOT	B to B								TOT
	CAR	LGV	OGV1	OGV2	PSV	MCL	PCL	CAR		LGV	OGV1	OGV2	PSV	MCL	PCL			
07:00	12	3	2	0	0	0	0	17	0	0	0	0	0	0	0	0		
07:15	17	4	0	0	0	0	0	21	0	0	0	0	0	0	0	0		
07:30	15	3	0	0	0	0	0	18	1	0	0	0	0	0	0	1		
07:45	17	2	0	0	0	0	0	19	0	0	0	0	0	0	0	0		
08:00	24	3	0	0	0	0	0	27	0	0	0	0	0	0	0	0		
08:15	33	1	0	0	0	0	0	34	0	0	0	0	0	0	0	0		
08:30	29	3	0	0	0	1	0	33	1	0	0	0	0	0	0	1		
08:45	21	1	0	0	1	0	0	23	0	0	0	0	0	0	0	0		
09:00	14	3	1	0	0	0	0	18	0	0	0	0	0	0	0	0		
09:15	12	1	0	0	0	0	0	13	0	0	0	0	0	0	0	0		
09:30	2	1	0	0	0	0	0	3	0	0	0	0	0	0	0	0		
09:45	26	1	0	0	0	0	0	27	0	0	0	0	0	0	0	0		
P/TOT	222	26	3	0	1	1	0	253	2	0	0	0	0	0	0	2		

TIME	B to C								TOT	B to B								TOT
	CAR	LGV	OGV1	OGV2	PSV	MCL	PCL	CAR		LGV	OGV1	OGV2	PSV	MCL	PCL			
16:00	19	4	0	0	0	0	0	23	0	0	0	0	0	0	0	0		
16:15	23	3	0	0	0	0	0	26	0	0	0	0	0	0	0	0		
16:30	28	2	0	0	0	0	0	30	1	1	0	0	0	0	0	2		
16:45	23	4	0	0	0	0	0	27	0	0	0	0	0	0	0	0		
17:00	23	1	1	0	0	0	0	25	0	0	0	0	0	0	0	0		
17:15	21	4	0	0	0	0	0	25	0	0	0	0	0	0	0	0		
17:30	30	4	0	0	0	0	0	34	3	0	0	0	0	0	0	3		
17:45	31	0	0	0	0	0	0	31	0	0	0	0	0	0	0	0		
18:00	22	2	0	0	0	0	0	24	0	0	0	0	0	0	0	0		
18:15	29	0	0	0	0	0	0	29	0	0	0	0	0	0	0	0		
18:30	24	1	0	0	0	0	0	25	0	0	0	0	0	0	0	0		
18:45	18	0	0	0	0	0	0	18	0	0	0	0	0	0	0	0		
P/TOT	291	25	1	0	0	0	0	317	4	1	0	0	0	0	0	5		



SITE: 8

DATE: 13/03/2013

LOCATION: A4095 / A4421 / Skimmingdish Lane / Buckingham Road Roundabout

DAY: Wednesday

TIME	C to B								TOT	C to A								TOT
	CAR	LGV	OGV1	OGV2	PSV	MCL	PCL	CAR		LGV	OGV1	OGV2	PSV	MCL	PCL			
07:00	17	2	0	0	0	0	0	19	28	5	0	0	0	1	0	34		
07:15	31	4	0	0	0	0	0	35	45	6	1	0	1	0	0	53		
07:30	27	3	0	0	0	0	0	30	43	5	0	0	0	0	0	48		
07:45	41	6	0	0	2	0	0	49	61	5	3	0	1	0	0	70		
08:00	26	3	0	0	0	0	0	29	52	5	0	0	0	0	0	57		
08:15	34	5	0	0	0	0	0	39	55	6	2	0	0	0	0	63		
08:30	44	2	0	0	0	0	0	46	49	5	0	0	0	0	0	54		
08:45	28	4	0	0	0	0	0	32	43	5	0	0	0	0	0	48		
09:00	22	0	0	0	0	0	0	22	31	3	2	0	0	0	0	36		
09:15	17	1	0	0	0	0	0	18	32	5	1	0	0	0	0	38		
09:30	13	0	1	0	0	0	0	14	23	7	0	0	0	0	0	30		
09:45	16	4	1	0	0	0	0	21	17	5	1	0	0	0	0	23		
P/TOT	316	34	2	0	2	0	0	354	479	62	10	0	2	1	0	554		

TIME	C to B								TOT	C to A								TOT
	CAR	LGV	OGV1	OGV2	PSV	MCL	PCL	CAR		LGV	OGV1	OGV2	PSV	MCL	PCL			
16:00	26	2	0	0	0	0	0	28	59	5	3	0	0	0	0	67		
16:15	11	3	0	0	0	0	0	14	57	7	2	0	1	0	0	67		
16:30	31	2	0	0	0	0	0	33	51	5	0	0	0	1	1	58		
16:45	28	3	0	0	0	0	0	31	52	4	2	0	0	0	0	58		
17:00	34	4	0	0	0	0	0	38	48	5	3	0	0	0	0	56		
17:15	38	3	1	0	0	0	0	42	56	7	1	0	0	1	0	65		
17:30	33	0	0	0	0	0	0	33	63	0	1	0	0	0	0	64		
17:45	33	3	0	0	0	1	0	37	66	4	0	0	0	0	0	70		
18:00	34	2	0	0	0	0	0	36	48	2	1	0	0	1	0	52		
18:15	22	0	0	0	0	0	0	22	57	2	1	0	0	2	0	62		
18:30	34	2	0	0	0	0	0	36	74	2	0	0	0	0	0	76		
18:45	30	0	0	0	0	0	0	30	31	2	0	0	0	0	0	33		
P/TOT	354	24	1	0	0	1	0	380	662	45	14	0	1	5	1	728		



SITE: 8

DATE: 13/03/2013

LOCATION: A4095 / A4421 / Skimmingdish Lane / Buckingham Road Roundabout

DAY: Wednesday

TIME	C to D								TOT	C to C								TOT
	CAR	LGV	OGV1	OGV2	PSV	MCL	PCL	CAR		LGV	OGV1	OGV2	PSV	MCL	PCL			
07:00	6	0	0	0	0	0	0	6	0	0	0	0	0	0	0	0		
07:15	9	0	0	0	0	0	0	9	0	0	0	0	0	0	0	0		
07:30	6	1	0	0	0	0	0	7	0	0	0	0	0	0	0	0		
07:45	10	2	0	0	0	0	0	12	0	0	0	0	0	0	0	0		
08:00	7	1	0	0	0	0	0	8	0	0	0	0	0	0	0	0		
08:15	17	2	0	0	0	0	0	19	0	0	0	0	0	0	0	0		
08:30	20	0	0	0	0	0	0	20	0	0	0	0	0	0	0	0		
08:45	12	1	2	0	0	0	0	15	0	0	0	0	0	0	0	0		
09:00	9	0	0	0	0	0	0	9	0	0	0	0	0	0	0	0		
09:15	5	0	0	0	0	0	0	5	1	0	0	0	0	0	0	1		
09:30	5	0	0	0	0	0	0	5	0	0	0	0	0	0	0	0		
09:45	7	2	0	1	0	0	0	10	0	0	0	0	0	0	0	0		
P/TOT	113	9	2	1	0	0	0	125	1	0	0	0	0	0	0	1		

TIME	C to D								TOT	C to C								TOT
	CAR	LGV	OGV1	OGV2	PSV	MCL	PCL	CAR		LGV	OGV1	OGV2	PSV	MCL	PCL			
16:00	5	0	0	0	0	0	0	5	0	0	0	0	0	0	0	0		
16:15	7	1	0	0	0	0	0	8	0	0	0	0	0	0	0	0		
16:30	4	1	0	0	0	0	0	5	0	0	0	0	0	0	0	0		
16:45	12	1	0	0	0	0	0	13	0	0	0	0	0	0	0	0		
17:00	2	0	0	0	0	0	0	2	0	0	0	0	0	0	0	0		
17:15	4	0	0	0	0	0	0	4	0	0	0	0	0	0	0	0		
17:30	4	0	0	0	0	0	0	4	0	0	0	0	0	0	0	0		
17:45	10	0	0	0	0	0	0	10	0	0	0	0	0	0	0	0		
18:00	6	0	0	0	0	0	0	6	0	0	0	0	0	0	0	0		
18:15	9	0	0	0	0	0	0	9	0	0	0	0	0	0	0	0		
18:30	17	1	0	0	0	0	0	18	0	0	0	0	0	0	0	0		
18:45	6	0	0	0	0	0	0	6	0	0	0	0	0	0	0	0		
P/TOT	86	4	0	0	0	0	0	90	0	0	0	0	0	0	0	0		



SITE: 8

DATE: 13/03/2013

LOCATION: A4095 / A4421 / Skimmingdish Lane / Buckingham Road Roundabout

DAY: Wednesday

TIME	D to C								TOT	D to B								TOT
	CAR	LGV	OGV1	OGV2	PSV	MCL	PCL	CAR		LGV	OGV1	OGV2	PSV	MCL	PCL			
07:00	0	0	0	0	0	0	0	0	0	49	11	2	2	4	0	0	68	
07:15	3	1	0	0	0	0	0	4	4	45	7	1	3	3	1	0	60	
07:30	3	0	0	0	0	0	0	3	3	59	6	1	2	3	0	0	71	
07:45	2	0	0	0	0	0	0	2	2	66	6	1	1	0	0	0	74	
08:00	5	0	0	0	0	0	0	5	5	67	17	1	1	0	1	0	87	
08:15	5	0	0	0	0	0	0	5	5	74	5	3	1	0	1	0	84	
08:30	8	2	0	0	0	0	0	10	10	83	12	5	4	0	0	0	104	
08:45	4	0	1	0	0	0	0	5	5	64	16	0	0	2	0	0	82	
09:00	4	1	0	0	0	0	0	5	5	60	12	2	4	2	0	1	81	
09:15	4	0	0	0	0	0	0	4	4	51	11	3	3	0	0	0	68	
09:30	5	0	0	0	0	0	0	5	5	42	11	3	3	0	0	0	59	
09:45	2	0	0	0	0	0	0	2	2	42	10	6	1	0	0	0	59	
P/TOT	45	4	1	0	0	0	0	50	50	702	124	28	25	14	3	1	897	

TIME	D to C								TOT	D to B								TOT
	CAR	LGV	OGV1	OGV2	PSV	MCL	PCL	CAR		LGV	OGV1	OGV2	PSV	MCL	PCL			
16:00	8	1	0	0	0	0	0	9	9	134	16	1	2	0	0	0	153	
16:15	3	0	0	0	0	0	0	3	3	83	12	1	3	0	1	0	100	
16:30	5	1	1	0	0	0	0	7	7	122	15	1	3	0	1	0	142	
16:45	9	2	1	0	0	0	0	12	12	101	18	1	1	0	1	0	122	
17:00	12	0	0	0	0	0	0	12	12	176	11	0	1	0	1	0	189	
17:15	8	0	0	0	0	0	0	8	8	156	13	1	3	0	2	0	175	
17:30	8	2	0	0	0	0	0	10	10	170	16	1	0	0	1	0	188	
17:45	6	2	0	0	0	0	0	8	8	110	7	1	2	0	0	0	120	
18:00	9	0	0	0	0	0	0	9	9	80	8	2	0	0	1	0	91	
18:15	10	0	0	0	0	0	0	10	10	84	7	1	1	0	0	0	93	
18:30	11	0	0	0	0	0	0	11	11	62	6	1	3	0	0	0	72	
18:45	3	0	0	0	0	0	0	3	3	68	7	0	1	0	0	0	76	
P/TOT	92	8	2	0	0	0	0	102	102	1346	136	11	20	0	8	0	1521	



SITE: 8

DATE: 13/03/2013

LOCATION: A4095 / A4421 / Skimmingdish Lane / Buckingham Road Roundabout

DAY: Wednesday

TIME	D to A								TOT	D to D								TOT
	CAR	LGV	OGV1	OGV2	PSV	MCL	PCL	CAR		LGV	OGV1	OGV2	PSV	MCL	PCL			
07:00	26	4	1	2	0	0	0	33	0	1	0	0	0	0	0	1		
07:15	34	8	0	2	2	0	0	46	0	0	0	0	0	0	0	0		
07:30	45	5	1	5	1	0	0	57	0	0	0	0	0	0	0	0		
07:45	42	8	4	6	0	0	0	60	0	1	0	0	0	0	0	1		
08:00	32	5	0	1	0	0	0	38	0	0	0	0	0	0	0	0		
08:15	35	3	2	3	0	0	0	43	0	0	0	0	0	0	0	0		
08:30	39	7	2	2	1	0	0	51	0	0	0	0	0	0	0	0		
08:45	38	7	4	2	0	0	0	51	0	0	0	0	0	0	0	0		
09:00	34	9	3	3	0	0	0	49	0	0	0	0	0	0	0	0		
09:15	26	10	1	3	0	0	0	40	0	0	0	0	0	0	0	0		
09:30	28	12	2	3	0	0	0	45	0	0	0	0	0	0	0	0		
09:45	23	7	3	1	0	1	0	35	0	0	0	0	0	0	0	0		
P/TOT	402	85	23	33	4	1	0	548	0	2	0	0	0	0	0	2		

TIME	D to A								TOT	D to D								TOT
	CAR	LGV	OGV1	OGV2	PSV	MCL	PCL	CAR		LGV	OGV1	OGV2	PSV	MCL	PCL			
16:00	57	11	1	2	0	0	0	71	0	0	0	0	0	0	0	0		
16:15	64	11	4	3	0	1	0	83	0	0	0	0	0	0	0	0		
16:30	59	16	1	1	0	0	0	77	0	0	0	0	0	0	0	0		
16:45	51	15	1	1	0	0	0	68	0	0	0	0	0	0	0	0		
17:00	88	9	3	4	1	0	0	105	0	0	0	0	0	0	0	0		
17:15	79	10	1	3	0	0	0	93	0	0	0	0	0	0	0	0		
17:30	87	13	1	3	0	0	0	104	0	0	0	0	0	0	0	0		
17:45	88	6	0	4	0	1	0	99	0	0	0	0	0	0	0	0		
18:00	68	7	0	6	0	1	0	82	0	0	0	0	0	0	0	0		
18:15	73	6	0	1	0	0	1	81	0	0	0	0	0	0	0	0		
18:30	51	4	1	1	0	0	0	57	0	0	0	0	0	0	0	0		
18:45	39	3	1	1	0	0	0	44	0	0	0	0	0	0	0	0		
P/TOT	804	111	14	30	1	3	1	964	0	0	0	0	0	0	0	0		



SITE: 8

DATE: 13/03/2013

LOCATION: A4095 / A4421 / Skimmingdish Lane / Buckingham Road Roundabout

DAY: Wednesday

TIME	TO ARM A								TOT	FROM ARM A								TOT
	CAR	LGV	OGV1	OGV2	PSV	MCL	PCL	CAR		LGV	OGV1	OGV2	PSV	MCL	PCL			
07:00	77	14	3	2	0	1	0	97	111	23	9	0	2	0	1	146		
07:15	115	23	1	2	3	0	0	144	150	28	6	1	2	0	0	187		
07:30	122	15	1	5	2	0	0	145	174	16	6	2	1	0	0	199		
07:45	137	17	7	6	2	0	0	169	159	21	3	4	0	1	0	188		
08:00	111	12	1	1	0	0	0	125	143	10	6	5	1	0	0	165		
08:15	117	11	5	3	1	0	0	137	150	16	7	3	4	2	0	182		
08:30	115	14	3	2	2	0	0	136	171	13	6	3	0	0	0	193		
08:45	110	15	5	2	1	0	0	133	154	15	7	1	1	1	0	179		
09:00	77	13	7	3	0	0	0	100	110	11	1	3	1	0	0	126		
09:15	75	17	3	3	1	0	0	99	100	14	4	5	2	0	0	125		
09:30	68	20	2	3	0	0	0	93	93	14	6	3	0	0	0	116		
09:45	54	12	5	1	2	1	0	75	86	12	5	3	1	1	0	108		
P/TOT	1178	183	43	33	14	2	0	1453	1601	193	66	33	15	5	1	1914		

TIME	TO ARM A								TOT	FROM ARM A								TOT
	CAR	LGV	OGV1	OGV2	PSV	MCL	PCL	CAR		LGV	OGV1	OGV2	PSV	MCL	PCL			
16:00	137	22	5	2	0	0	0	166	91	16	2	2	3	0	0	114		
16:15	146	25	7	4	2	1	0	185	92	10	1	2	2	0	0	107		
16:30	138	26	4	2	1	1	1	173	84	19	1	4	2	1	0	111		
16:45	140	25	3	1	0	0	0	169	108	18	4	0	0	0	0	130		
17:00	168	22	6	4	2	0	0	202	118	14	1	1	2	0	0	136		
17:15	176	20	4	3	1	1	0	205	113	9	3	3	3	0	0	131		
17:30	196	15	3	3	1	0	0	218	126	7	1	2	1	0	0	137		
17:45	191	14	0	4	1	1	0	211	126	9	1	1	1	0	0	138		
18:00	150	13	1	8	0	2	0	174	100	8	0	2	0	0	0	110		
18:15	168	12	1	1	1	2	1	186	113	4	2	2	3	1	0	125		
18:30	166	10	1	1	0	0	0	178	78	11	1	1	0	0	0	91		
18:45	95	8	1	1	2	0	0	107	91	4	1	1	0	1	0	98		
P/TOT	1871	212	36	34	11	8	2	2174	1240	129	18	21	17	3	0	1428		



SITE: 8

DATE: 13/03/2013

LOCATION: A4095 / A4421 / Skimmingdish Lane / Buckingham Road Roundabout

DAY: Wednesday

TIME	TO ARM B								TOT	FROM ARM B								TOT
	CAR	LGV	OGV1	OGV2	PSV	MCL	PCL	CAR		LGV	OGV1	OGV2	PSV	MCL	PCL			
07:00	87	18	3	2	5	0	0	115	109	19	7	2	1	1	0	139		
07:15	118	17	4	3	4	1	0	147	157	35	1	3	0	0	0	196		
07:30	128	13	4	2	4	0	0	151	181	18	4	5	1	0	0	209		
07:45	141	14	1	1	2	0	0	159	202	23	4	4	1	1	0	235		
08:00	125	24	2	1	1	1	0	154	192	22	6	1	0	2	0	223		
08:15	132	13	4	1	2	1	0	153	239	16	4	3	1	0	0	263		
08:30	165	17	8	4	0	0	0	194	201	19	10	1	3	1	0	235		
08:45	119	25	2	0	2	0	0	148	198	17	5	3	6	2	0	231		
09:00	103	14	2	4	2	0	1	126	114	17	6	2	2	0	0	141		
09:15	85	17	3	4	1	0	0	110	88	15	4	2	2	2	0	113		
09:30	68	13	6	4	0	0	0	91	67	16	5	6	0	0	0	94		
09:45	78	15	8	1	0	0	0	102	111	10	5	3	2	0	0	131		
P/TOT	1349	200	47	27	23	3	1	1650	1859	227	61	35	19	9	0	2210		

TIME	TO ARM B								TOT	FROM ARM B								TOT
	CAR	LGV	OGV1	OGV2	PSV	MCL	PCL	CAR		LGV	OGV1	OGV2	PSV	MCL	PCL			
16:00	181	23	1	2	1	0	0	208	100	17	4	0	2	1	0	124		
16:15	120	16	1	3	1	1	0	142	109	30	2	3	2	0	1	147		
16:30	173	26	1	3	2	1	0	206	133	18	8	3	4	0	0	166		
16:45	160	26	1	1	0	1	0	189	129	22	2	0	2	0	0	155		
17:00	239	15	1	1	1	1	0	258	118	25	3	1	1	0	0	148		
17:15	227	16	5	3	1	2	0	254	154	16	3	1	1	2	0	177		
17:30	238	19	1	0	1	1	0	260	183	20	1	1	1	0	0	206		
17:45	173	11	1	2	1	1	0	189	161	15	0	1	1	0	0	178		
18:00	141	12	2	0	0	1	0	156	140	13	1	2	1	0	0	157		
18:15	140	7	2	1	2	0	0	152	143	11	2	0	1	0	0	157		
18:30	114	10	1	3	0	0	0	128	123	12	1	3	2	1	0	142		
18:45	115	7	0	1	0	0	0	123	112	9	2	1	4	0	0	128		
P/TOT	2021	188	17	20	10	9	0	2265	1605	208	29	16	22	4	1	1885		



SITE: 8

DATE: 13/03/2013

LOCATION: A4095 / A4421 / Skimmingdish Lane / Buckingham Road Roundabout

DAY: Wednesday

TIME	TO ARM C							TOT	FROM ARM C							TOT
	CAR	LGV	OGV1	OGV2	PSV	MCL	PCL		CAR	LGV	OGV1	OGV2	PSV	MCL	PCL	
07:00	61	14	5	0	0	0	0	80	51	7	0	0	0	1	0	59
07:15	76	17	0	0	1	0	0	94	85	10	1	0	1	0	0	97
07:30	70	6	0	0	0	0	0	76	76	9	0	0	0	0	0	85
07:45	67	10	0	0	0	0	0	77	112	13	3	0	3	0	0	131
08:00	67	3	1	0	0	0	0	71	85	9	0	0	0	0	0	94
08:15	72	4	3	0	2	0	0	81	106	13	2	0	0	0	0	121
08:30	85	5	0	0	0	1	0	91	113	7	0	0	0	0	0	120
08:45	72	5	1	0	1	0	0	79	83	10	2	0	0	0	0	95
09:00	57	5	1	0	0	0	0	63	62	3	2	0	0	0	0	67
09:15	66	4	1	0	0	0	0	71	55	6	1	0	0	0	0	62
09:30	51	8	0	0	0	0	0	59	41	7	1	0	0	0	0	49
09:45	63	5	2	0	1	0	0	71	40	11	2	1	0	0	0	54
P/TOT	807	86	14	0	5	1	0	913	909	105	14	1	4	1	0	1034

TIME	TO ARM C							TOT	FROM ARM C							TOT
	CAR	LGV	OGV1	OGV2	PSV	MCL	PCL		CAR	LGV	OGV1	OGV2	PSV	MCL	PCL	
16:00	59	9	0	0	1	0	0	69	90	7	3	0	0	0	0	100
16:15	60	7	0	0	0	0	0	67	75	11	2	0	1	0	0	89
16:30	67	11	2	0	0	0	0	80	86	8	0	0	0	1	1	96
16:45	69	12	3	0	0	0	0	84	92	8	2	0	0	0	0	102
17:00	83	9	1	0	0	0	0	93	84	9	3	0	0	0	0	96
17:15	64	8	0	0	0	0	0	72	98	10	2	0	0	1	0	111
17:30	85	8	0	0	0	0	0	93	100	0	1	0	0	0	0	101
17:45	70	6	0	0	0	0	0	76	109	7	0	0	0	1	0	117
18:00	69	5	0	0	0	0	0	74	88	4	1	0	0	1	0	94
18:15	80	3	1	0	0	0	0	84	88	2	1	0	0	2	0	93
18:30	60	5	1	0	0	0	0	66	125	5	0	0	0	0	0	130
18:45	59	2	0	0	0	0	0	61	67	2	0	0	0	0	0	69
P/TOT	825	85	8	0	1	0	0	919	1102	73	15	0	1	6	1	1198



SITE: 8

DATE: 13/03/2013

LOCATION: A4095 / A4421 / Skimmingdish Lane / Buckingham Road Roundabout

DAY: Wednesday

TIME	TO ARM D								TOT	FROM ARM D								TOT
	CAR	LGV	OGV1	OGV2	PSV	MCL	PCL	CAR		LGV	OGV1	OGV2	PSV	MCL	PCL			
07:00	121	19	8	2	2	1	1	154	75	16	3	4	4	0	0	102		
07:15	165	32	4	4	0	0	0	205	82	16	1	5	5	1	0	110		
07:30	218	20	7	7	0	0	0	252	107	11	2	7	4	0	0	131		
07:45	238	31	7	8	0	2	0	286	110	15	5	7	0	0	0	137		
08:00	221	24	9	6	0	2	0	262	104	22	1	2	0	1	0	130		
08:15	288	25	6	6	0	2	0	327	114	8	5	4	0	1	0	132		
08:30	250	24	12	4	2	0	0	292	130	21	7	6	1	0	0	165		
08:45	240	20	11	4	5	3	0	283	106	23	5	2	2	0	0	138		
09:00	147	21	4	5	3	0	0	180	98	22	5	7	2	0	1	135		
09:15	98	18	6	6	2	2	0	132	81	21	4	6	0	0	0	112		
09:30	89	19	9	8	0	0	0	125	75	23	5	6	0	0	0	109		
09:45	109	18	6	7	0	1	0	141	67	17	9	2	0	1	0	96		
P/TOT	2184	271	89	67	14	13	1	2639	1149	215	52	58	18	4	1	1497		

TIME	TO ARM D								TOT	FROM ARM D								TOT
	CAR	LGV	OGV1	OGV2	PSV	MCL	PCL	CAR		LGV	OGV1	OGV2	PSV	MCL	PCL			
16:00	103	14	5	2	3	1	0	128	199	28	2	4	0	0	0	233		
16:15	100	26	2	4	2	0	1	135	150	23	5	6	0	2	0	186		
16:30	111	14	5	6	3	1	0	140	186	32	3	4	0	1	0	226		
16:45	121	20	4	0	2	0	0	147	161	35	3	2	0	1	0	202		
17:00	106	22	2	2	1	0	0	133	276	20	3	5	1	1	0	306		
17:15	141	14	1	4	2	2	0	164	243	23	2	6	0	2	0	276		
17:30	155	16	1	3	0	0	0	175	265	31	2	3	0	1	0	302		
17:45	166	15	1	2	0	0	0	184	204	15	1	6	0	1	0	227		
18:00	125	10	1	2	1	0	0	139	157	15	2	6	0	2	0	182		
18:15	123	8	2	2	1	1	0	137	167	13	1	2	0	0	1	184		
18:30	110	13	1	4	2	1	0	131	124	10	2	4	0	0	0	140		
18:45	111	8	3	2	2	1	0	127	110	10	1	2	0	0	0	123		
P/TOT	1472	180	28	33	19	7	1	1740	2242	255	27	50	1	11	1	2587		



SITE: 8

DATE: 13/03/2013

LOCATION: A4095 / A4421 / Skimmingdish Lane / Buckingham Road Round DAY: Wednesday

TIME	JUNCTION TOTAL							TOT
	CAR	LGV	OGV1	OGV2	PSV	MCL	PCL	
07:00	346	65	19	6	7	2	1	446
07:15	474	89	9	9	8	1	0	590
07:30	538	54	12	14	6	0	0	624
07:45	583	72	15	15	4	2	0	691
08:00	524	63	13	8	1	3	0	612
08:15	609	53	18	10	5	3	0	698
08:30	615	60	23	10	4	1	0	713
08:45	541	65	19	6	9	3	0	643
09:00	384	53	14	12	5	0	1	469
09:15	324	56	13	13	4	2	0	412
09:30	276	60	17	15	0	0	0	368
09:45	304	50	21	9	3	2	0	389
P/TOT	5518	740	193	127	56	19	2	6655

PEAK HOUR CALCULATION	
07:00 to 08:00	2351
07:15 to 08:15	2517
07:30 to 08:30	2625
07:45 to 08:45	2714
08:00 to 09:00	2666
08:15 to 09:15	2523
08:30 to 09:30	2237
08:45 to 09:45	1892
09:00 to 10:00	1638
PEAK VALUE	2714

TIME	JUNCTION TOTAL							TOT
	CAR	LGV	OGV1	OGV2	PSV	MCL	PCL	
16:00	480	68	11	6	5	1	0	571
16:15	426	74	10	11	5	2	1	529
16:30	489	77	12	11	6	3	1	599
16:45	490	83	11	2	2	1	0	589
17:00	596	68	10	7	4	1	0	686
17:15	608	58	10	10	4	5	0	695
17:30	674	58	5	6	2	1	0	746
17:45	600	46	2	8	2	2	0	660
18:00	485	40	4	10	1	3	0	543
18:15	511	30	6	4	4	3	1	559
18:30	450	38	4	8	2	1	0	503
18:45	380	25	4	4	4	1	0	418
P/TOT	6189	665	89	87	41	24	3	7098

PEAK HOUR CALCULATION	
16:00 to 17:00	2288
16:15 to 17:15	2403
16:30 to 17:30	2569
16:45 to 17:45	2716
17:00 to 18:00	2787
17:15 to 18:15	2644
17:30 to 18:30	2508
17:45 to 18:45	2265
18:00 to 19:00	2023
PEAK VALUE	2787



SITE: 9

DATE: 13/03/2013

LOCATION: A4421 / Skimmingdish Lane

DAY: Wednesday

TIME	A to C							TOT	A to B							TOT
	CAR	LGV	OGV1	OGV2	PSV	MCL	PCL		CAR	LGV	OGV1	OGV2	PSV	MCL	PCL	
07:00	107	23	10	0	1	0	0	141	0	0	0	0	0	0	0	0
07:15	149	22	4	1	2	0	0	178	0	1	0	0	0	0	0	0
07:30	175	18	6	1	1	0	0	201	1	0	0	0	0	0	0	1
07:45	149	16	3	5	0	1	0	174	1	1	0	0	0	0	0	2
08:00	137	10	6	5	1	0	0	159	2	1	0	0	0	0	0	3
08:15	159	15	7	3	3	2	0	189	1	1	0	0	0	0	0	2
08:30	148	11	4	4	0	0	0	167	1	1	1	0	0	0	0	3
08:45	145	15	7	0	1	1	0	169	0	0	0	0	0	0	0	0
09:00	110	7	2	3	1	0	0	123	0	1	0	0	0	0	0	1
09:15	98	13	3	5	2	0	0	121	1	0	0	0	0	0	0	1
09:30	92	14	6	3	0	0	0	115	0	1	0	0	0	0	0	1
09:45	82	11	5	4	1	1	0	104	1	0	0	0	0	0	0	1
P/TOT	1551	175	63	34	13	5	0	1841	8	7	1	0	0	0	0	16

TIME	A to C							TOT	A to B							TOT
	CAR	LGV	OGV1	OGV2	PSV	MCL	PCL		CAR	LGV	OGV1	OGV2	PSV	MCL	PCL	
16:00	85	15	1	2	3	0	0	106	0	1	0	0	0	0	0	1
16:15	86	9	1	1	1	0	0	98	1	0	0	0	0	0	0	1
16:30	83	15	1	4	1	1	0	105	0	0	0	0	0	0	0	0
16:45	98	14	5	0	0	0	0	117	0	0	0	0	0	0	0	0
17:00	119	14	1	1	2	0	0	137	1	0	0	0	0	0	0	1
17:15	104	7	2	3	2	0	0	118	1	0	0	0	0	0	0	1
17:30	123	7	1	2	1	0	0	134	0	0	0	0	0	0	0	0
17:45	114	7	3	1	1	0	0	126	2	0	0	0	0	0	0	2
18:00	101	8	0	3	0	0	0	112	0	0	0	0	0	0	0	0
18:15	109	2	2	1	2	1	0	117	1	0	0	0	0	0	0	1
18:30	74	9	0	1	0	0	0	84	1	0	0	0	0	0	0	1
18:45	90	3	1	1	0	1	0	96	0	0	0	0	0	0	0	0
P/TOT	1186	110	18	20	13	3	0	1350	7	1	0	0	0	0	0	8



SITE: 9

DATE: 13/03/2013

LOCATION: A4421 / Skimmingdish Lane

DAY: Wednesday

TIME	B to A							TOT	B to C							TOT
	CAR	LGV	OGV1	OGV2	PSV	MCL	PCL		CAR	LGV	OGV1	OGV2	PSV	MCL	PCL	
07:00	0	0	0	0	1	0	0	1	6	0	0	0	0	0	0	6
07:15	1	0	0	0	0	0	0	1	1	2	1	0	1	0	0	5
07:30	1	0	0	0	0	0	0	1	7	1	0	0	0	0	0	8
07:45	6	0	3	0	1	0	0	10	5	1	0	0	0	0	0	6
08:00	0	0	0	0	0	0	0	0	6	0	0	0	0	0	1	7
08:15	2	0	0	0	0	0	0	2	4	2	1	0	1	1	0	9
08:30	0	0	0	0	0	0	0	0	11	0	1	0	0	0	0	12
08:45	1	0	0	0	0	0	0	1	9	0	0	0	0	0	0	9
09:00	2	0	0	0	0	0	0	2	5	2	0	0	0	0	0	7
09:15	2	0	0	0	0	0	0	2	0	0	0	0	0	0	0	0
09:30	0	0	0	0	0	0	0	0	1	0	0	0	0	0	0	1
09:45	1	0	0	0	0	0	0	1	4	1	0	0	0	0	0	5
P/TOT	16	0	3	0	2	0	0	21	59	9	3	0	2	1	1	75

TIME	B to A							TOT	B to C							TOT
	CAR	LGV	OGV1	OGV2	PSV	MCL	PCL		CAR	LGV	OGV1	OGV2	PSV	MCL	PCL	
16:00	0	3	0	0	0	0	0	3	5	0	1	0	0	0	0	6
16:15	2	1	1	0	0	0	0	4	6	1	0	1	1	0	0	9
16:30	0	0	0	0	0	0	0	0	4	4	0	0	1	0	0	9
16:45	1	0	0	0	0	0	0	1	8	3	0	0	0	0	0	11
17:00	3	1	0	0	0	0	0	4	3	0	0	0	0	0	0	3
17:15	2	0	0	0	0	0	0	2	6	2	0	0	1	0	0	9
17:30	1	0	0	0	0	0	0	1	3	0	0	0	0	0	0	3
17:45	1	0	1	0	1	0	0	3	7	1	0	0	0	0	0	8
18:00	1	0	0	0	0	0	0	1	3	0	0	0	0	0	0	3
18:15	1	0	0	0	0	0	0	1	5	0	0	0	1	0	0	6
18:30	2	0	0	0	0	0	0	2	4	2	0	0	0	0	0	6
18:45	1	0	0	0	0	0	0	1	4	1	0	0	0	0	0	5
P/TOT	15	5	2	0	1	0	0	23	58	14	1	1	4	0	0	78



SITE: 9

DATE: 13/03/2013

LOCATION: A4421 / Skimmingdish Lane

DAY: Wednesday

TIME	C to B							TOT	C to A							TOT
	CAR	LGV	OGV1	OGV2	PSV	MCL	PCL		CAR	LGV	OGV1	OGV2	PSV	MCL	PCL	
07:00	4	1	1	0	0	0	0	6	73	13	2	2	0	1	0	91
07:15	7	2	0	0	0	0	0	9	108	21	1	2	3	0	0	135
07:30	4	4	0	0	2	0	0	10	118	11	1	5	0	0	0	135
07:45	11	1	0	0	1	0	0	13	126	16	7	6	1	0	0	156
08:00	5	0	0	0	0	0	0	5	106	12	1	1	0	0	0	120
08:15	3	1	0	0	0	0	0	4	114	10	5	3	1	0	0	133
08:30	5	1	0	0	1	0	0	7	110	13	3	2	1	0	0	129
08:45	6	2	1	0	0	0	0	9	104	13	4	2	1	0	0	124
09:00	8	1	0	0	0	0	0	9	69	12	7	3	0	0	0	91
09:15	8	1	0	0	0	0	0	9	67	16	3	3	1	0	0	90
09:30	7	2	0	0	0	0	0	9	61	18	2	3	0	0	0	84
09:45	3	1	0	0	0	0	0	4	51	11	5	1	2	1	0	71
P/TOT	71	17	2	0	4	0	0	94	1107	166	41	33	10	2	0	1359

TIME	C to B							TOT	C to A							TOT
	CAR	LGV	OGV1	OGV2	PSV	MCL	PCL		CAR	LGV	OGV1	OGV2	PSV	MCL	PCL	
16:00	7	2	1	0	0	0	1	11	130	20	4	2	0	0	0	156
16:15	16	2	1	0	0	0	0	19	130	23	6	4	2	1	0	166
16:30	13	2	0	0	0	0	0	15	125	24	4	2	1	1	0	157
16:45	11	1	0	0	0	0	0	12	129	24	4	1	0	0	0	158
17:00	13	4	0	0	0	0	0	17	155	18	7	4	2	0	0	186
17:15	22	1	0	0	0	0	0	23	154	19	2	3	1	1	0	180
17:30	14	2	0	0	0	0	0	16	181	13	3	3	1	0	0	201
17:45	22	2	0	0	0	0	0	24	170	12	0	4	1	1	0	188
18:00	12	3	0	0	0	0	0	15	138	9	1	8	0	2	0	158
18:15	13	1	0	0	0	1	0	15	155	12	2	1	1	1	1	173
18:30	7	0	0	0	0	0	0	7	159	10	1	1	0	0	0	171
18:45	15	0	0	0	0	0	0	15	80	7	0	1	2	0	0	90
P/TOT	165	20	2	0	0	1	1	189	1706	191	34	34	11	7	1	1984



SITE: 9

DATE: 13/03/2013

LOCATION: A4421 / Skimmingdish Lane

DAY: Wednesday

TIME	TO ARM A							TOT	FROM ARM A							TOT
	CAR	LGV	OGV1	OGV2	PSV	MCL	PCL		CAR	LGV	OGV1	OGV2	PSV	MCL	PCL	
07:00	73	13	2	2	1	1	0	92	107	23	10	0	1	0	0	141
07:15	109	21	1	2	3	0	0	136	149	23	4	1	2	0	0	179
07:30	119	11	1	5	0	0	0	136	176	18	6	1	1	0	0	202
07:45	132	16	10	6	2	0	0	166	150	17	3	5	0	1	0	176
08:00	106	12	1	1	0	0	0	120	139	11	6	5	1	0	0	162
08:15	116	10	5	3	1	0	0	135	160	16	7	3	3	2	0	191
08:30	110	13	3	2	1	0	0	129	149	12	5	4	0	0	0	170
08:45	105	13	4	2	1	0	0	125	145	15	7	0	1	1	0	169
09:00	71	12	7	3	0	0	0	93	110	8	2	3	1	0	0	124
09:15	69	16	3	3	1	0	0	92	99	13	3	5	2	0	0	122
09:30	61	18	2	3	0	0	0	84	92	15	6	3	0	0	0	116
09:45	52	11	5	1	2	1	0	72	83	11	5	4	1	1	0	105
P/TOT	1123	166	44	33	12	2	0	1380	1559	182	64	34	13	5	0	1857

TIME	TO ARM A							TOT	FROM ARM A							TOT
	CAR	LGV	OGV1	OGV2	PSV	MCL	PCL		CAR	LGV	OGV1	OGV2	PSV	MCL	PCL	
16:00	130	23	4	2	0	0	0	159	85	16	1	2	3	0	0	107
16:15	132	24	7	4	2	1	0	170	87	9	1	1	1	0	0	99
16:30	125	24	4	2	1	1	0	157	83	15	1	4	1	1	0	105
16:45	130	24	4	1	0	0	0	159	98	14	5	0	0	0	0	117
17:00	158	19	7	4	2	0	0	190	120	14	1	1	2	0	0	138
17:15	156	19	2	3	1	1	0	182	105	7	2	3	2	0	0	119
17:30	182	13	3	3	1	0	0	202	123	7	1	2	1	0	0	134
17:45	171	12	1	4	2	1	0	191	116	7	3	1	1	0	0	128
18:00	139	9	1	8	0	2	0	159	101	8	0	3	0	0	0	112
18:15	156	12	2	1	1	1	1	174	110	2	2	1	2	1	0	118
18:30	161	10	1	1	0	0	0	173	75	9	0	1	0	0	0	85
18:45	81	7	0	1	2	0	0	91	90	3	1	1	0	1	0	96
P/TOT	1721	196	36	34	12	7	1	2007	1193	111	18	20	13	3	0	1358



SITE: 9

DATE: 13/03/2013

LOCATION: A4421 / Skimmingdish Lane

DAY: Wednesday

TIME	TO ARM B							TOT	FROM ARM B							TOT
	CAR	LGV	OGV1	OGV2	PSV	MCL	PCL		CAR	LGV	OGV1	OGV2	PSV	MCL	PCL	
07:00	4	1	1	0	0	0	0	6	6	0	0	0	1	0	0	7
07:15	7	3	0	0	0	0	0	10	2	2	1	0	1	0	0	6
07:30	5	4	0	0	2	0	0	11	8	1	0	0	0	0	0	9
07:45	12	2	0	0	1	0	0	15	11	1	3	0	1	0	0	16
08:00	7	1	0	0	0	0	0	8	6	0	0	0	0	0	1	7
08:15	4	2	0	0	0	0	0	6	6	2	1	0	1	1	0	11
08:30	6	2	1	0	1	0	0	10	11	0	1	0	0	0	0	12
08:45	6	2	1	0	0	0	0	9	10	0	0	0	0	0	0	10
09:00	8	2	0	0	0	0	0	10	7	2	0	0	0	0	0	9
09:15	9	1	0	0	0	0	0	10	2	0	0	0	0	0	0	2
09:30	7	3	0	0	0	0	0	10	1	0	0	0	0	0	0	1
09:45	4	1	0	0	0	0	0	5	5	1	0	0	0	0	0	6
P/TOT	79	24	3	0	4	0	0	110	75	9	6	0	4	1	1	96

TIME	TO ARM B							TOT	FROM ARM B							TOT
	CAR	LGV	OGV1	OGV2	PSV	MCL	PCL		CAR	LGV	OGV1	OGV2	PSV	MCL	PCL	
16:00	7	3	1	0	0	0	1	12	5	3	1	0	0	0	0	9
16:15	17	2	1	0	0	0	0	20	8	2	1	1	1	0	0	13
16:30	13	2	0	0	0	0	0	15	4	4	0	0	1	0	0	9
16:45	11	1	0	0	0	0	0	12	9	3	0	0	0	0	0	12
17:00	14	4	0	0	0	0	0	18	6	1	0	0	0	0	0	7
17:15	23	1	0	0	0	0	0	24	8	2	0	0	1	0	0	11
17:30	14	2	0	0	0	0	0	16	4	0	0	0	0	0	0	4
17:45	24	2	0	0	0	0	0	26	8	1	1	0	1	0	0	11
18:00	12	3	0	0	0	0	0	15	4	0	0	0	0	0	0	4
18:15	14	1	0	0	0	1	0	16	6	0	0	0	1	0	0	7
18:30	8	0	0	0	0	0	0	8	6	2	0	0	0	0	0	8
18:45	15	0	0	0	0	0	0	15	5	1	0	0	0	0	0	6
P/TOT	172	21	2	0	0	1	1	197	73	19	3	1	5	0	0	101



SITE: 9

DATE: 13/03/2013

LOCATION: A4421 / Skimmingdish Lane

DAY: Wednesday

TIME	TO ARM C							TOT	FROM ARM C							TOT
	CAR	LGV	OGV1	OGV2	PSV	MCL	PCL		CAR	LGV	OGV1	OGV2	PSV	MCL	PCL	
07:00	113	23	10	0	1	0	0	147	77	14	3	2	0	1	0	97
07:15	150	24	5	1	3	0	0	183	115	23	1	2	3	0	0	144
07:30	182	19	6	1	1	0	0	209	122	15	1	5	2	0	0	145
07:45	154	17	3	5	0	1	0	180	137	17	7	6	2	0	0	169
08:00	143	10	6	5	1	0	1	166	111	12	1	1	0	0	0	125
08:15	163	17	8	3	4	3	0	198	117	11	5	3	1	0	0	137
08:30	159	11	5	4	0	0	0	179	115	14	3	2	2	0	0	136
08:45	154	15	7	0	1	1	0	178	110	15	5	2	1	0	0	133
09:00	115	9	2	3	1	0	0	130	77	13	7	3	0	0	0	100
09:15	98	13	3	5	2	0	0	121	75	17	3	3	1	0	0	99
09:30	93	14	6	3	0	0	0	116	68	20	2	3	0	0	0	93
09:45	86	12	5	4	1	1	0	109	54	12	5	1	2	1	0	75
P/TOT	1610	184	66	34	15	6	1	1916	1178	183	43	33	14	2	0	1453

TIME	TO ARM C							TOT	FROM ARM C							TOT
	CAR	LGV	OGV1	OGV2	PSV	MCL	PCL		CAR	LGV	OGV1	OGV2	PSV	MCL	PCL	
16:00	90	15	2	2	3	0	0	112	137	22	5	2	0	0	1	167
16:15	92	10	1	2	2	0	0	107	146	25	7	4	2	1	0	185
16:30	87	19	1	4	2	1	0	114	138	26	4	2	1	1	0	172
16:45	106	17	5	0	0	0	0	128	140	25	4	1	0	0	0	170
17:00	122	14	1	1	2	0	0	140	168	22	7	4	2	0	0	203
17:15	110	9	2	3	3	0	0	127	176	20	2	3	1	1	0	203
17:30	126	7	1	2	1	0	0	137	195	15	3	3	1	0	0	217
17:45	121	8	3	1	1	0	0	134	192	14	0	4	1	1	0	212
18:00	104	8	0	3	0	0	0	115	150	12	1	8	0	2	0	173
18:15	114	2	2	1	3	1	0	123	168	13	2	1	1	2	1	188
18:30	78	11	0	1	0	0	0	90	166	10	1	1	0	0	0	178
18:45	94	4	1	1	0	1	0	101	95	7	0	1	2	0	0	105
P/TOT	1244	124	19	21	17	3	0	1428	1871	211	36	34	11	8	2	2173



SITE: 9

DATE: 13/03/2013

LOCATION: A4421 / Skimmingdish Lane

DAY: Wednesday

TIME	JUNCTION TOTAL							TOT
	CAR	LGV	OGV1	OGV2	PSV	MCL	PCL	
07:00	190	37	13	2	2	1	0	245
07:15	266	48	6	3	6	0	0	329
07:30	306	34	7	6	3	0	0	356
07:45	298	35	13	11	3	1	0	361
08:00	256	23	7	6	1	0	1	294
08:15	283	29	13	6	5	3	0	339
08:30	275	26	9	6	2	0	0	318
08:45	265	30	12	2	2	1	0	312
09:00	194	23	9	6	1	0	0	233
09:15	176	30	6	8	3	0	0	223
09:30	161	35	8	6	0	0	0	210
09:45	142	24	10	5	3	2	0	186
P/TOT	2812	374	113	67	31	8	1	3406

PEAK HOUR CALCULATION	
07:00 to 08:00	1291
07:15 to 08:15	1340
07:30 to 08:30	1350
07:45 to 08:45	1312
08:00 to 09:00	1263
08:15 to 09:15	1202
08:30 to 09:30	1086
08:45 to 09:45	978
09:00 to 10:00	852
PEAK VALUE	1350

TIME	JUNCTION TOTAL							TOT
	CAR	LGV	OGV1	OGV2	PSV	MCL	PCL	
16:00	227	41	7	4	3	0	1	283
16:15	241	36	9	6	4	1	0	297
16:30	225	45	5	6	3	2	0	286
16:45	247	42	9	1	0	0	0	299
17:00	294	37	8	5	4	0	0	348
17:15	289	29	4	6	4	1	0	333
17:30	322	22	4	5	2	0	0	355
17:45	316	22	4	5	3	1	0	351
18:00	255	20	1	11	0	2	0	289
18:15	284	15	4	2	4	3	1	313
18:30	247	21	1	2	0	0	0	271
18:45	190	11	1	2	2	1	0	207
P/TOT	3137	341	57	55	29	11	2	3632

PEAK HOUR CALCULATION	
16:00 to 17:00	1165
16:15 to 17:15	1230
16:30 to 17:30	1266
16:45 to 17:45	1335
17:00 to 18:00	1387
17:15 to 18:15	1328
17:30 to 18:30	1308
17:45 to 18:45	1224
18:00 to 19:00	1080
PEAK VALUE	1387



SITE: 10

DATE: 13/03/2013

LOCATION: A4421 / Launton Road Roundabout

DAY: Wednesday

TIME	A to C								TOT	A to B								TOT
	CAR	LGV	OGV1	OGV2	PSV	MCL	PCL	CAR		LGV	OGV1	OGV2	PSV	MCL	PCL			
07:00	88	12	7	2	2	1	0	112	33	7	1	0	0	0	0	41		
07:15	112	18	2	4	0	0	0	136	53	14	2	0	0	0	0	69		
07:30	130	11	4	3	0	0	0	148	88	9	3	4	0	0	1	105		
07:45	122	13	3	5	0	2	0	145	116	17	4	3	0	0	0	140		
08:00	123	6	4	5	0	1	0	139	98	18	5	1	0	0	0	122		
08:15	143	10	3	4	0	1	0	161	145	15	3	2	0	1	0	166		
08:30	128	12	7	2	0	0	0	149	123	12	5	2	2	0	0	144		
08:45	121	6	9	2	1	0	0	139	120	14	2	2	4	2	0	144		
09:00	77	10	3	2	0	0	0	92	70	11	1	3	3	1	0	89		
09:15	50	9	3	3	0	1	0	66	48	9	3	3	2	1	0	66		
09:30	48	6	4	5	0	1	0	64	41	13	5	3	0	1	0	63		
09:45	67	8	1	5	0	0	0	81	42	9	5	2	0	0	0	58		
P/TOT	1209	121	50	42	3	7	0	1432	977	148	39	25	11	6	1	1207		

TIME	A to C								TOT	A to B								TOT
	CAR	LGV	OGV1	OGV2	PSV	MCL	PCL	CAR		LGV	OGV1	OGV2	PSV	MCL	PCL			
16:00	54	7	4	1	0	1	0	67	49	7	1	1	3	0	0	61		
16:15	50	12	1	3	0	0	0	66	50	14	1	1	2	0	0	68		
16:30	58	8	3	3	0	1	1	74	53	6	2	3	3	0	0	67		
16:45	62	8	2	0	0	0	0	72	59	12	2	0	2	0	0	75		
17:00	53	13	1	2	0	0	0	69	52	9	1	0	1	0	0	63		
17:15	80	7	0	3	0	1	0	91	62	7	1	1	2	1	0	74		
17:30	91	8	1	2	0	0	0	102	64	8	0	1	0	0	0	73		
17:45	106	3	1	2	0	0	0	112	60	12	0	0	0	0	0	72		
18:00	83	4	1	1	0	0	0	89	42	6	0	1	1	0	0	50		
18:15	71	5	1	1	0	0	0	78	52	3	1	1	1	0	0	58		
18:30	61	7	0	3	0	1	0	72	48	6	1	1	1	1	0	58		
18:45	74	4	0	2	0	1	0	81	37	4	3	0	3	0	0	47		
P/TOT	843	86	15	23	0	5	1	973	628	94	13	10	19	2	0	766		



SITE: 10

DATE: 13/03/2013

LOCATION: A4421 / Launton Road Roundabout

DAY: Wednesday

TIME	A to A							TOT
	CAR	LGV	OGV1	OGV2	PSV	MCL	PCL	
07:00	0	0	0	0	0	0	0	0
07:15	0	0	0	0	0	0	0	0
07:30	0	0	0	0	0	0	0	0
07:45	0	0	0	0	0	0	0	0
08:00	0	0	0	0	0	0	0	0
08:15	0	0	0	0	0	0	0	0
08:30	0	0	0	0	0	0	0	0
08:45	0	0	0	0	0	0	0	0
09:00	0	0	0	0	0	0	0	0
09:15	0	0	0	0	0	0	0	0
09:30	0	0	0	0	0	0	0	0
09:45	0	0	0	0	0	0	0	0
P/TOT	0	0	0	0	0	0	0	0

TIME	A to A							TOT
	CAR	LGV	OGV1	OGV2	PSV	MCL	PCL	
16:00	0	0	0	0	0	0	0	0
16:15	0	0	0	0	0	0	0	0
16:30	0	0	0	0	0	0	0	0
16:45	0	0	0	0	0	0	0	0
17:00	0	0	0	0	0	0	0	0
17:15	0	0	0	0	0	0	0	0
17:30	0	0	0	0	0	0	0	0
17:45	0	0	0	0	0	0	0	0
18:00	0	0	0	0	0	0	0	0
18:15	0	0	0	0	0	0	0	0
18:30	0	0	0	0	0	0	0	0
18:45	0	0	0	0	0	0	0	0
P/TOT	0	0	0	0	0	0	0	0



SITE: 10

DATE: 13/03/2013

LOCATION: A4421 / Launton Road Roundabout

DAY: Wednesday

TIME	B to A								TOT	B to C								TOT
	CAR	LGV	OGV1	OGV2	PSV	MCL	PCL	CAR		LGV	OGV1	OGV2	PSV	MCL	PCL			
07:00	38	9	0	1	4	0	0	52	26	9	1	1	1	0	0	38		
07:15	27	6	1	1	3	1	0	39	32	4	2	0	1	0	0	39		
07:30	27	5	0	1	3	0	0	36	40	11	0	0	0	0	0	51		
07:45	47	10	2	0	0	0	0	59	43	7	3	1	0	0	0	54		
08:00	33	14	0	0	0	0	0	47	31	10	1	1	0	0	0	43		
08:15	41	4	3	1	0	0	0	49	68	13	1	2	1	0	0	85		
08:30	55	12	6	1	1	0	0	75	92	8	2	1	0	0	0	103		
08:45	46	14	2	1	2	0	0	65	63	17	1	0	1	0	0	82		
09:00	42	13	3	1	1	0	0	60	48	14	4	0	2	0	0	68		
09:15	37	14	2	1	0	0	0	54	32	9	5	3	1	0	0	50		
09:30	35	13	2	0	0	0	0	50	35	7	5	0	0	0	0	47		
09:45	35	10	6	1	0	1	0	53	42	10	0	3	1	0	0	56		
P/TOT	463	124	27	9	14	2	0	639	552	119	25	12	8	0	0	716		

TIME	B to A								TOT	B to C								TOT
	CAR	LGV	OGV1	OGV2	PSV	MCL	PCL	CAR		LGV	OGV1	OGV2	PSV	MCL	PCL			
16:00	103	12	0	1	0	0	0	116	72	11	3	1	0	0	0	87		
16:15	77	11	1	1	0	2	0	92	53	5	1	2	1	0	0	62		
16:30	91	19	2	2	0	1	0	115	51	8	0	0	0	1	0	60		
16:45	74	18	0	1	0	1	0	94	60	12	1	0	0	0	0	73		
17:00	172	11	0	2	0	1	0	186	90	13	1	1	1	0	1	107		
17:15	106	8	1	4	0	0	0	119	49	9	3	0	0	0	0	61		
17:30	153	19	0	1	0	0	0	173	89	12	1	0	1	0	0	103		
17:45	95	4	0	1	0	1	0	101	62	8	1	2	1	0	0	74		
18:00	41	8	0	1	0	1	0	51	59	3	0	0	1	1	0	64		
18:15	76	9	0	0	0	0	0	85	50	5	0	1	0	0	0	56		
18:30	55	7	0	1	0	0	0	63	54	1	1	0	2	0	0	58		
18:45	53	7	0	0	0	0	0	60	54	4	0	0	0	1	0	59		
P/TOT	1096	133	4	15	0	7	0	1255	743	91	12	7	7	3	1	864		



SITE: 10

DATE: 13/03/2013

LOCATION: A4421 / Launton Road Roundabout

DAY: Wednesday

TIME	B to B							TOT
	CAR	LGV	OGV1	OGV2	PSV	MCL	PCL	
07:00	0	0	0	0	0	0	0	0
07:15	0	0	0	0	0	0	0	0
07:30	0	0	0	0	0	0	0	0
07:45	0	0	0	0	0	0	0	0
08:00	0	0	0	0	0	0	0	0
08:15	0	0	0	0	0	0	0	0
08:30	0	0	0	0	0	0	0	0
08:45	0	0	0	0	0	0	0	0
09:00	0	0	0	0	0	0	0	0
09:15	0	0	0	0	0	0	0	0
09:30	0	0	0	0	0	0	0	0
09:45	0	0	0	0	0	0	0	0
P/TOT	0	0	0	0	0	0	0	0

TIME	B to B							TOT
	CAR	LGV	OGV1	OGV2	PSV	MCL	PCL	
16:00	0	0	0	0	0	0	0	0
16:15	0	0	0	0	0	0	0	0
16:30	0	0	0	0	0	0	0	0
16:45	0	0	0	0	0	0	0	0
17:00	0	0	0	0	0	0	0	0
17:15	0	0	0	0	0	0	0	0
17:30	0	0	0	0	0	0	0	0
17:45	0	0	0	0	0	0	0	0
18:00	0	0	0	0	0	0	0	0
18:15	0	0	0	0	0	0	0	0
18:30	0	0	0	0	0	0	0	0
18:45	0	0	0	0	0	0	0	0
P/TOT	0	0	0	0	0	0	0	0



SITE: 10

DATE: 13/03/2013

LOCATION: A4421 / Launton Road Roundabout

DAY: Wednesday

TIME	C to B								TOT	C to A								TOT
	CAR	LGV	OGV1	OGV2	PSV	MCL	PCL	CAR		LGV	OGV1	OGV2	PSV	MCL	PCL			
07:00	27	5	0	0	1	0	0	33	37	5	3	4	0	0	0	49		
07:15	36	4	1	2	0	0	0	43	55	12	0	4	2	0	0	73		
07:30	49	6	3	3	1	2	0	64	80	6	2	6	1	0	0	95		
07:45	62	14	2	1	0	0	0	79	63	5	3	7	0	1	0	79		
08:00	71	10	2	1	1	0	0	85	71	8	1	2	0	0	0	82		
08:15	125	10	2	0	2	2	0	141	73	4	2	3	0	1	0	83		
08:30	100	6	3	1	1	0	0	111	75	9	1	5	0	0	0	90		
08:45	72	11	3	0	2	0	0	88	60	9	3	1	0	0	0	73		
09:00	57	7	4	0	0	0	0	68	56	9	2	6	1	0	0	74		
09:15	43	5	2	0	0	0	0	50	44	9	2	4	0	0	0	59		
09:30	38	11	3	0	2	0	0	54	40	8	3	6	0	0	0	57		
09:45	40	10	2	2	1	0	0	55	32	7	3	1	0	0	0	43		
P/TOT	720	99	27	10	11	4	0	871	686	91	25	49	4	2	0	857		

TIME	C to B								TOT	C to A								TOT
	CAR	LGV	OGV1	OGV2	PSV	MCL	PCL	CAR		LGV	OGV1	OGV2	PSV	MCL	PCL			
16:00	47	15	3	0	1	0	0	66	96	16	2	3	0	0	0	117		
16:15	55	12	4	2	0	0	0	73	73	12	4	5	0	0	0	94		
16:30	70	12	0	2	1	0	0	85	95	13	1	2	0	0	0	111		
16:45	72	13	0	3	0	0	0	88	87	17	3	1	0	0	0	108		
17:00	70	10	0	1	0	0	0	81	115	10	4	3	1	0	0	133		
17:15	67	8	0	1	0	0	0	76	125	10	0	2	0	2	0	139		
17:30	47	5	0	2	1	0	0	55	114	13	2	3	0	1	0	133		
17:45	73	6	0	1	1	0	0	81	108	11	2	4	0	0	0	125		
18:00	57	5	0	0	2	0	0	64	116	7	3	6	0	1	0	133		
18:15	42	6	0	0	0	1	0	49	91	7	1	1	0	0	0	100		
18:30	59	5	0	0	0	0	0	64	69	5	1	3	0	0	0	78		
18:45	53	5	0	1	1	0	0	60	57	3	0	2	0	1	0	63		
P/TOT	712	102	7	13	7	1	0	842	1146	124	23	35	1	5	0	1334		



SITE: 10

DATE: 13/03/2013

LOCATION: A4421 / Launton Road Roundabout

DAY: Wednesday

TIME	C to C							TOT
	CAR	LGV	OGV1	OGV2	PSV	MCL	PCL	
07:00	0	0	0	0	0	0	0	0
07:15	0	0	0	0	0	0	0	0
07:30	0	0	0	0	0	0	0	0
07:45	0	0	0	0	0	0	0	0
08:00	0	0	0	0	0	0	0	0
08:15	0	0	0	0	0	0	0	0
08:30	0	0	0	0	0	0	0	0
08:45	0	0	0	0	0	0	0	0
09:00	0	0	0	0	0	0	0	0
09:15	0	0	0	0	0	0	0	0
09:30	0	0	0	0	0	0	0	0
09:45	0	0	0	0	0	0	0	0
P/TOT	0	0	0	0	0	0	0	0

TIME	C to C							TOT
	CAR	LGV	OGV1	OGV2	PSV	MCL	PCL	
16:00	0	0	0	0	0	0	0	0
16:15	0	0	0	0	0	0	0	0
16:30	0	0	0	0	0	0	0	0
16:45	0	0	0	0	0	0	0	0
17:00	0	0	0	0	0	0	0	0
17:15	0	0	0	0	0	0	0	0
17:30	0	0	0	0	0	0	0	0
17:45	0	0	0	0	0	0	0	0
18:00	0	0	0	0	0	0	0	0
18:15	0	0	0	0	0	0	0	0
18:30	0	0	0	0	0	0	0	0
18:45	0	0	0	0	0	0	0	0
P/TOT	0	0	0	0	0	0	0	0



SITE: 10

DATE: 13/03/2013

LOCATION: A4421 / Launton Road Roundabout

DAY: Wednesday

TIME	TO ARM A								TOT	FROM ARM A								TOT
	CAR	LGV	OGV1	OGV2	PSV	MCL	PCL	CAR		LGV	OGV1	OGV2	PSV	MCL	PCL			
07:00	75	14	3	5	4	0	0	101	121	19	8	2	2	1	0	153		
07:15	82	18	1	5	5	1	0	112	165	32	4	4	0	0	0	205		
07:30	107	11	2	7	4	0	0	131	218	20	7	7	0	0	1	253		
07:45	110	15	5	7	0	1	0	138	238	30	7	8	0	2	0	285		
08:00	104	22	1	2	0	0	0	129	221	24	9	6	0	1	0	261		
08:15	114	8	5	4	0	1	0	132	288	25	6	6	0	2	0	327		
08:30	130	21	7	6	1	0	0	165	251	24	12	4	2	0	0	293		
08:45	106	23	5	2	2	0	0	138	241	20	11	4	5	2	0	283		
09:00	98	22	5	7	2	0	0	134	147	21	4	5	3	1	0	181		
09:15	81	23	4	5	0	0	0	113	98	18	6	6	2	2	0	132		
09:30	75	21	5	6	0	0	0	107	89	19	9	8	0	2	0	127		
09:45	67	17	9	2	0	1	0	96	109	17	6	7	0	0	0	139		
P/TOT	1149	215	52	58	18	4	0	1496	2186	269	89	67	14	13	1	2639		

TIME	TO ARM A								TOT	FROM ARM A								TOT
	CAR	LGV	OGV1	OGV2	PSV	MCL	PCL	CAR		LGV	OGV1	OGV2	PSV	MCL	PCL			
16:00	199	28	2	4	0	0	0	233	103	14	5	2	3	1	0	128		
16:15	150	23	5	6	0	2	0	186	100	26	2	4	2	0	0	134		
16:30	186	32	3	4	0	1	0	226	111	14	5	6	3	1	1	141		
16:45	161	35	3	2	0	1	0	202	121	20	4	0	2	0	0	147		
17:00	287	21	4	5	1	1	0	319	105	22	2	2	1	0	0	132		
17:15	231	18	1	6	0	2	0	258	142	14	1	4	2	2	0	165		
17:30	267	32	2	4	0	1	0	306	155	16	1	3	0	0	0	175		
17:45	203	15	2	5	0	1	0	226	166	15	1	2	0	0	0	184		
18:00	157	15	3	7	0	2	0	184	125	10	1	2	1	0	0	139		
18:15	167	16	1	1	0	0	0	185	123	8	2	2	1	0	0	136		
18:30	124	12	1	4	0	0	0	141	109	13	1	4	1	2	0	130		
18:45	110	10	0	2	0	1	0	123	111	8	3	2	3	1	0	128		
P/TOT	2242	257	27	50	1	12	0	2589	1471	180	28	33	19	7	1	1739		



SITE: 10

DATE: 13/03/2013

LOCATION: A4421 / Launton Road Roundabout

DAY: Wednesday

TIME	TO ARM B								TOT	FROM ARM B								TOT
	CAR	LGV	OGV1	OGV2	PSV	MCL	PCL	CAR		LGV	OGV1	OGV2	PSV	MCL	PCL			
07:00	60	12	1	0	1	0	0	74	64	18	1	2	5	0	0	90		
07:15	89	18	3	2	0	0	0	112	59	10	3	1	4	1	0	78		
07:30	137	15	6	7	1	2	1	169	67	16	0	1	3	0	0	87		
07:45	178	31	6	4	0	0	0	219	90	17	5	1	0	0	0	113		
08:00	169	28	7	2	1	0	0	207	64	24	1	1	0	0	0	90		
08:15	270	25	5	2	2	3	0	307	109	17	4	3	1	0	0	134		
08:30	223	18	8	3	3	0	0	255	147	20	8	2	1	0	0	178		
08:45	192	25	5	2	6	2	0	232	109	31	3	1	3	0	0	147		
09:00	127	18	5	3	3	1	0	157	90	27	7	1	3	0	0	128		
09:15	91	14	5	3	2	1	0	116	69	23	7	4	1	0	0	104		
09:30	79	24	8	3	2	1	0	117	70	20	7	0	0	0	0	97		
09:45	82	19	7	4	1	0	0	113	77	20	6	4	1	1	0	109		
P/TOT	1697	247	66	35	22	10	1	2078	1015	243	52	21	22	2	0	1355		

TIME	TO ARM B								TOT	FROM ARM B								TOT
	CAR	LGV	OGV1	OGV2	PSV	MCL	PCL	CAR		LGV	OGV1	OGV2	PSV	MCL	PCL			
16:00	96	22	4	1	4	0	0	127	175	23	3	2	0	0	0	203		
16:15	105	26	5	3	2	0	0	141	130	16	2	3	1	2	0	154		
16:30	123	18	2	5	4	0	0	152	142	27	2	2	0	2	0	175		
16:45	131	25	2	3	2	0	0	163	134	30	1	1	0	1	0	167		
17:00	122	19	1	1	1	0	0	144	262	24	1	3	1	1	1	293		
17:15	129	15	1	2	2	1	0	150	155	17	4	4	0	0	0	180		
17:30	111	13	0	3	1	0	0	128	242	31	1	1	1	0	0	276		
17:45	133	18	0	1	1	0	0	153	157	12	1	3	1	1	0	175		
18:00	99	11	0	1	3	0	0	114	100	11	0	1	1	2	0	115		
18:15	94	9	1	1	1	1	0	107	126	14	0	1	0	0	0	141		
18:30	107	11	1	1	1	1	0	122	109	8	1	1	2	0	0	121		
18:45	90	9	3	1	4	0	0	107	107	11	0	0	0	1	0	119		
P/TOT	1340	196	20	23	26	3	0	1608	1839	224	16	22	7	10	1	2119		



SITE: 10

DATE: 13/03/2013

LOCATION: A4421 / Launton Road Roundabout

DAY: Wednesday

TIME	TO ARM C								TOT	FROM ARM C								TOT
	CAR	LGV	OGV1	OGV2	PSV	MCL	PCL	CAR		LGV	OGV1	OGV2	PSV	MCL	PCL			
07:00	114	21	8	3	3	1	0	150	64	10	3	4	1	0	0	82		
07:15	144	22	4	4	1	0	0	175	91	16	1	6	2	0	0	116		
07:30	170	22	4	3	0	0	0	199	129	12	5	9	2	2	0	159		
07:45	165	20	6	6	0	2	0	199	125	19	5	8	0	1	0	158		
08:00	154	16	5	6	0	1	0	182	142	18	3	3	1	0	0	167		
08:15	211	23	4	6	1	1	0	246	198	14	4	3	2	3	0	224		
08:30	220	20	9	3	0	0	0	252	175	15	4	6	1	0	0	201		
08:45	184	23	10	2	2	0	0	221	132	20	6	1	2	0	0	161		
09:00	125	24	7	2	2	0	0	160	113	16	6	6	1	0	0	142		
09:15	82	18	8	6	1	1	0	116	87	14	4	4	0	0	0	109		
09:30	83	13	9	5	0	1	0	111	78	19	6	6	2	0	0	111		
09:45	109	18	1	8	1	0	0	137	72	17	5	3	1	0	0	98		
P/TOT	1761	240	75	54	11	7	0	2148	1406	190	52	59	15	6	0	1728		

TIME	TO ARM C								TOT	FROM ARM C								TOT
	CAR	LGV	OGV1	OGV2	PSV	MCL	PCL	CAR		LGV	OGV1	OGV2	PSV	MCL	PCL			
16:00	126	18	7	2	0	1	0	154	143	31	5	3	1	0	0	183		
16:15	103	17	2	5	1	0	0	128	128	24	8	7	0	0	0	167		
16:30	109	16	3	3	0	2	1	134	165	25	1	4	1	0	0	196		
16:45	122	20	3	0	0	0	0	145	159	30	3	4	0	0	0	196		
17:00	143	26	2	3	1	0	1	176	185	20	4	4	1	0	0	214		
17:15	129	16	3	3	0	1	0	152	192	18	0	3	0	2	0	215		
17:30	180	20	2	2	1	0	0	205	161	18	2	5	1	1	0	188		
17:45	168	11	2	4	1	0	0	186	181	17	2	5	1	0	0	206		
18:00	142	7	1	1	1	1	0	153	173	12	3	6	2	1	0	197		
18:15	121	10	1	2	0	0	0	134	133	13	1	1	0	1	0	149		
18:30	115	8	1	3	2	1	0	130	128	10	1	3	0	0	0	142		
18:45	128	8	0	2	0	2	0	140	110	8	0	3	1	1	0	123		
P/TOT	1586	177	27	30	7	8	2	1837	1858	226	30	48	8	6	0	2176		



SITE: 10

DATE: 13/03/2013

LOCATION: A4421 / Launton Road Roundabout

DAY: Wednesday

TIME	JUNCTION TOTAL							TOT
	CAR	LGV	OGV1	OGV2	PSV	MCL	PCL	
07:00	249	47	12	8	8	1	0	325
07:15	315	58	8	11	6	1	0	399
07:30	414	48	12	17	5	2	1	499
07:45	453	66	17	17	0	3	0	556
08:00	427	66	13	10	1	1	0	518
08:15	595	56	14	12	3	5	0	685
08:30	573	59	24	12	4	0	0	672
08:45	482	71	20	6	10	2	0	591
09:00	350	64	17	12	7	1	0	451
09:15	254	55	17	14	3	2	0	345
09:30	237	58	22	14	2	2	0	335
09:45	258	54	17	14	2	1	0	346
P/TOT	4607	702	193	147	51	21	1	5722

PEAK HOUR CALCULATION	
07:00 to 08:00	1779
07:15 to 08:15	1972
07:30 to 08:30	2258
07:45 to 08:45	2431
08:00 to 09:00	2466
08:15 to 09:15	2399
08:30 to 09:30	2059
08:45 to 09:45	1722
09:00 to 10:00	1477
PEAK VALUE	2466

TIME	JUNCTION TOTAL							TOT
	CAR	LGV	OGV1	OGV2	PSV	MCL	PCL	
16:00	421	68	13	7	4	1	0	514
16:15	358	66	12	14	3	2	0	455
16:30	418	66	8	12	4	3	1	512
16:45	414	80	8	5	2	1	0	510
17:00	552	66	7	9	3	1	1	639
17:15	489	49	5	11	2	4	0	560
17:30	558	65	4	9	2	1	0	639
17:45	504	44	4	10	2	1	0	565
18:00	398	33	4	9	4	3	0	451
18:15	382	35	3	4	1	1	0	426
18:30	346	31	3	8	3	2	0	393
18:45	328	27	3	5	4	3	0	370
P/TOT	5168	630	74	103	34	23	2	6034

PEAK HOUR CALCULATION	
16:00 to 17:00	1991
16:15 to 17:15	2116
16:30 to 17:30	2221
16:45 to 17:45	2348
17:00 to 18:00	2403
17:15 to 18:15	2215
17:30 to 18:30	2081
17:45 to 18:45	1835
18:00 to 19:00	1640
PEAK VALUE	2403



SITE: 11

DATE: 13/03/2013

LOCATION: A4421 / Bicester Road Roundabout

DAY: Wednesday

TIME	A to D							TOT	A to C							TOT
	CAR	LGV	OGV1	OGV2	PSV	MCL	PCL		CAR	LGV	OGV1	OGV2	PSV	MCL	PCL	
07:00	0	0	0	0	0	0	0	0	0	0	0	0	0	0	0	0
07:15	0	0	0	0	0	0	0	0	0	0	0	0	0	0	0	0
07:30	0	0	0	0	0	0	0	0	0	0	0	0	0	0	0	0
07:45	0	0	0	0	0	0	0	0	0	0	0	0	0	0	0	0
08:00	0	0	0	0	0	0	0	0	0	0	0	0	0	0	0	0
08:15	0	0	0	0	0	0	0	0	0	0	0	0	0	0	0	0
08:30	0	0	0	0	0	0	0	0	0	0	0	0	0	0	0	0
08:45	0	0	0	0	0	0	0	0	0	0	1	0	0	0	0	1
09:00	1	0	0	0	0	0	0	1	0	0	0	0	0	0	0	0
09:15	0	0	0	0	0	0	0	0	1	0	0	0	0	0	0	1
09:30	0	0	0	0	0	0	0	0	0	0	0	0	0	0	0	0
09:45	0	0	0	0	0	0	0	0	0	0	0	0	0	0	0	0
P/TOT	1	0	0	0	0	0	0	1	1	1	0	0	0	0	0	2

TIME	A to D							TOT	A to C							TOT
	CAR	LGV	OGV1	OGV2	PSV	MCL	PCL		CAR	LGV	OGV1	OGV2	PSV	MCL	PCL	
16:00	0	0	0	0	0	0	0	0	0	0	0	0	0	0	0	0
16:15	0	0	0	0	0	0	0	0	0	0	0	0	0	0	0	0
16:30	0	0	0	0	0	0	0	0	0	0	0	0	0	0	0	0
16:45	0	0	0	0	0	0	0	0	0	0	0	0	0	0	0	0
17:00	0	0	0	0	0	0	0	0	0	0	0	0	0	0	0	0
17:15	0	0	0	0	0	0	0	0	0	0	0	0	0	0	0	0
17:30	0	0	0	0	0	0	0	0	0	0	0	0	0	0	0	0
17:45	1	0	0	0	0	0	0	1	0	0	0	0	0	0	0	0
18:00	0	0	0	0	0	0	0	0	0	0	0	0	0	0	0	0
18:15	0	0	0	0	0	0	0	0	0	0	0	0	0	0	0	0
18:30	0	0	0	0	0	0	0	0	0	0	0	0	0	0	0	0
18:45	0	0	0	0	0	0	0	0	0	0	0	0	0	0	0	0
P/TOT	1	0	0	0	0	0	0	1	0	0	0	0	0	0	0	0



SITE: 11

DATE: 13/03/2013

LOCATION: A4421 / Bicester Road Roundabout

DAY: Wednesday

TIME	A to B								TOT	A to A								TOT
	CAR	LGV	OGV1	OGV2	PSV	MCL	PCL	CAR		LGV	OGV1	OGV2	PSV	MCL	PCL			
07:00	0	0	0	0	0	0	0	0	0	0	0	0	0	0	0	0	0	0
07:15	0	0	0	0	0	0	0	0	0	0	0	0	0	0	0	0	0	0
07:30	0	0	0	0	0	0	0	0	0	0	0	0	0	0	0	0	0	0
07:45	0	0	0	0	0	0	0	0	0	0	0	0	0	0	0	0	0	0
08:00	0	0	0	0	0	0	0	0	0	0	0	0	0	0	0	0	0	0
08:15	0	0	0	0	0	0	0	0	0	0	0	0	0	0	0	0	0	0
08:30	0	0	0	0	0	0	0	0	0	0	0	0	0	0	0	0	0	0
08:45	0	0	0	0	0	0	0	0	0	0	0	0	0	0	0	0	0	0
09:00	0	0	0	0	0	0	0	0	0	0	0	0	0	0	0	0	0	0
09:15	0	0	0	0	0	0	0	0	0	0	0	0	0	0	0	0	0	0
09:30	0	0	0	0	0	0	0	0	0	0	0	0	0	0	0	0	0	0
09:45	0	0	0	0	0	0	0	0	0	0	0	0	0	0	0	0	0	0
P/TOT	0	0	0	0	0	0	0	0	0	0	0	0	0	0	0	0	0	0

TIME	A to B								TOT	A to A								TOT
	CAR	LGV	OGV1	OGV2	PSV	MCL	PCL	CAR		LGV	OGV1	OGV2	PSV	MCL	PCL			
16:00	1	0	0	0	0	0	0	1	0	0	0	0	0	0	0	0	0	0
16:15	0	0	0	0	0	0	0	0	0	0	0	0	0	0	0	0	0	0
16:30	0	0	0	0	0	0	0	0	0	0	0	0	0	0	0	0	0	0
16:45	0	0	0	0	0	0	0	0	0	0	0	0	0	0	0	0	0	0
17:00	0	0	0	0	0	0	0	0	0	0	0	0	0	0	0	0	0	0
17:15	0	0	0	0	0	0	0	0	0	0	0	0	0	0	0	0	0	0
17:30	0	0	0	0	0	0	0	0	0	0	0	0	0	0	0	0	0	0
17:45	0	0	0	0	0	0	0	0	0	0	0	0	0	0	0	0	0	0
18:00	0	0	0	0	0	0	0	0	0	0	0	0	0	0	0	0	0	0
18:15	0	0	0	0	0	0	0	0	0	0	0	0	0	0	0	0	0	0
18:30	0	0	0	0	0	0	0	0	0	0	0	0	0	0	0	0	0	0
18:45	0	0	0	0	0	0	0	0	0	0	0	0	0	0	0	0	0	0
P/TOT	1	0	0	0	0	0	0	1	0	0	0	0	0	0	0	0	0	0



SITE: 11

DATE: 13/03/2013

LOCATION: A4421 / Bicester Road Roundabout

DAY: Wednesday

TIME	B to A								TOT	B to D								TOT
	CAR	LGV	OGV1	OGV2	PSV	MCL	PCL	CAR		LGV	OGV1	OGV2	PSV	MCL	PCL			
07:00	0	0	0	0	0	0	0	0	0	26	6	1	0	0	1	0	34	
07:15	0	0	0	0	0	0	0	0	0	51	10	2	0	1	0	0	64	
07:30	0	0	0	0	0	0	0	0	0	50	10	0	0	0	0	0	60	
07:45	0	0	0	0	0	0	0	0	0	44	8	2	0	0	0	0	54	
08:00	0	0	0	0	0	0	0	0	0	43	8	1	0	0	1	0	53	
08:15	0	0	0	0	0	0	0	0	0	62	8	1	0	1	0	0	72	
08:30	0	0	0	0	0	0	0	0	0	64	4	2	0	0	0	0	70	
08:45	0	1	0	0	0	0	0	0	1	44	7	1	0	1	0	0	53	
09:00	0	0	0	0	0	0	0	0	0	40	7	2	0	1	0	0	50	
09:15	0	0	0	0	0	0	0	0	0	25	7	1	0	0	0	0	33	
09:30	0	0	0	0	0	0	0	0	0	22	5	3	0	1	0	0	31	
09:45	0	0	0	0	0	0	0	0	0	33	7	1	1	0	0	0	42	
P/TOT	0	1	0	0	0	0	0	0	1	504	87	17	1	5	2	0	616	

TIME	B to A								TOT	B to D								TOT
	CAR	LGV	OGV1	OGV2	PSV	MCL	PCL	CAR		LGV	OGV1	OGV2	PSV	MCL	PCL			
16:00	0	0	0	0	0	0	0	0	0	36	7	3	1	0	0	0	47	
16:15	0	0	0	0	0	0	0	0	0	40	7	0	0	1	0	0	48	
16:30	0	0	0	0	0	0	0	0	0	42	9	1	0	0	1	0	53	
16:45	0	0	0	0	0	0	0	0	0	40	9	1	0	0	0	0	50	
17:00	0	0	0	0	0	0	0	0	0	54	9	1	0	0	0	1	65	
17:15	0	0	0	0	0	0	0	0	0	45	6	0	0	0	0	0	51	
17:30	0	0	0	0	0	0	0	0	0	68	9	1	0	1	0	0	79	
17:45	1	0	0	0	0	0	0	0	1	57	2	0	0	0	0	0	59	
18:00	0	0	0	0	0	0	0	0	0	45	3	1	0	1	1	0	51	
18:15	0	0	0	0	0	0	0	0	0	40	3	0	0	0	0	0	43	
18:30	0	0	0	0	0	0	0	0	0	36	6	0	0	1	0	0	43	
18:45	0	0	0	0	0	0	0	0	0	52	3	0	0	0	1	0	56	
P/TOT	1	0	0	0	0	0	0	0	1	555	73	8	1	4	3	1	645	



SITE: 11

DATE: 13/03/2013

LOCATION: A4421 / Bicester Road Roundabout

DAY: Wednesday

TIME	B to C								TOT	B to B								TOT
	CAR	LGV	OGV1	OGV2	PSV	MCL	PCL	CAR		LGV	OGV1	OGV2	PSV	MCL	PCL			
07:00	88	15	7	3	3	0	0	116	0	0	0	0	0	0	0	0	0	
07:15	93	12	2	4	0	0	0	111	0	0	0	0	0	0	0	0	0	
07:30	120	12	4	3	0	0	0	139	0	0	0	0	0	0	0	0	0	
07:45	121	12	4	6	0	2	0	145	0	0	0	0	0	0	0	0	0	
08:00	111	10	4	6	0	0	0	131	0	0	0	0	0	0	0	0	0	
08:15	147	14	3	6	0	1	0	171	0	0	0	0	0	0	0	0	0	
08:30	153	16	7	3	0	0	0	179	0	0	0	0	0	0	0	0	0	
08:45	141	14	9	2	1	0	0	167	0	0	0	0	0	0	0	0	0	
09:00	87	16	5	2	0	0	0	110	0	0	0	0	0	0	0	0	0	
09:15	58	12	5	6	0	0	0	81	0	0	0	0	0	0	0	0	0	
09:30	63	9	6	5	0	2	0	85	0	0	0	0	0	0	0	0	0	
09:45	75	11	1	7	1	0	0	95	0	0	0	0	0	0	0	0	0	
P/TOT	1257	153	57	53	5	5	0	1530	0	0	0	0	0	0	0	0	0	

TIME	B to C								TOT	B to B								TOT
	CAR	LGV	OGV1	OGV2	PSV	MCL	PCL	CAR		LGV	OGV1	OGV2	PSV	MCL	PCL			
16:00	86	10	4	1	0	1	0	102	0	0	0	0	0	0	0	0	0	
16:15	68	10	1	3	0	0	0	82	0	0	0	0	0	0	0	0	0	
16:30	69	8	3	2	0	1	1	84	0	0	0	0	0	0	0	0	0	
16:45	81	10	2	3	0	0	0	96	0	0	0	0	0	0	0	0	0	
17:00	87	17	0	2	1	0	0	107	0	0	0	0	0	0	0	0	0	
17:15	85	12	2	3	0	1	0	103	0	0	0	0	0	0	0	0	0	
17:30	112	11	1	2	0	0	0	126	0	0	0	0	0	0	0	0	0	
17:45	109	9	2	4	1	0	0	125	0	0	0	0	0	0	0	0	0	
18:00	98	5	1	2	0	0	0	106	0	0	0	0	0	0	0	0	0	
18:15	79	7	1	2	0	0	0	89	0	0	0	0	0	0	0	0	0	
18:30	81	2	1	2	0	0	0	86	0	0	0	0	0	0	0	0	0	
18:45	75	3	1	2	1	2	0	84	0	0	0	0	0	0	0	0	0	
P/TOT	1030	104	19	28	3	5	1	1190	0	0	0	0	0	0	0	0	0	



SITE: 11

DATE: 13/03/2013

LOCATION: A4421 / Bicester Road Roundabout

DAY: Wednesday

TIME	C to B								TOT	C to A								TOT
	CAR	LGV	OGV1	OGV2	PSV	MCL	PCL	CAR		LGV	OGV1	OGV2	PSV	MCL	PCL			
07:00	44	6	3	3	2	0	0	58	0	0	0	0	0	0	0	0		
07:15	67	8	1	6	1	0	0	83	0	0	0	0	0	0	0	0		
07:30	93	5	5	9	1	2	0	115	0	0	0	0	0	0	0	0		
07:45	85	8	5	7	0	0	0	105	0	0	0	0	0	0	0	0		
08:00	99	8	2	3	1	0	0	113	0	0	0	0	0	0	0	0		
08:15	127	9	4	3	0	2	0	145	0	0	0	0	0	0	0	0		
08:30	126	12	4	6	0	0	0	148	1	0	0	0	0	0	0	1		
08:45	72	10	7	1	2	0	0	92	0	0	0	0	0	0	0	0		
09:00	65	13	4	5	1	0	0	88	0	0	0	0	0	0	0	0		
09:15	43	12	3	4	0	0	0	62	0	0	0	0	0	0	0	0		
09:30	35	12	4	6	0	0	0	57	0	0	0	0	0	0	0	0		
09:45	44	10	4	3	1	0	0	62	0	0	0	0	0	0	0	0		
P/TOT	900	113	46	56	9	4	0	1128	1	0	0	0	0	0	0	1		

TIME	C to B								TOT	C to A								TOT
	CAR	LGV	OGV1	OGV2	PSV	MCL	PCL	CAR		LGV	OGV1	OGV2	PSV	MCL	PCL			
16:00	117	14	5	3	1	0	0	140	0	0	0	0	0	0	0	0		
16:15	97	15	8	7	0	0	0	127	0	0	0	0	0	0	0	0		
16:30	126	21	1	3	0	0	0	151	0	0	0	0	0	0	0	0		
16:45	113	20	2	4	0	0	0	139	0	0	0	0	0	0	0	0		
17:00	136	18	3	4	1	0	0	162	0	0	0	0	0	0	0	0		
17:15	140	9	1	4	0	2	0	156	0	0	0	0	0	0	0	0		
17:30	123	8	2	4	0	0	0	137	0	0	0	0	0	0	0	0		
17:45	134	13	3	5	0	0	0	155	0	0	0	0	0	0	0	0		
18:00	117	6	3	6	2	1	0	135	0	0	0	0	0	0	0	0		
18:15	98	7	1	1	1	1	0	109	0	0	0	0	0	0	0	0		
18:30	87	5	1	3	0	0	0	96	0	0	0	0	0	0	0	0		
18:45	74	6	0	3	1	1	0	85	0	0	0	0	0	0	0	0		
P/TOT	1362	142	30	47	6	5	0	1592	0	0	0	0	0	0	0	0		



SITE: 11

DATE: 13/03/2013

LOCATION: A4421 / Bicester Road Roundabout

DAY: Wednesday

TIME	C to D								TOT	C to C								TOT
	CAR	LGV	OGV1	OGV2	PSV	MCL	PCL	CAR		LGV	OGV1	OGV2	PSV	MCL	PCL			
07:00	4	0	1	0	0	0	0	5	0	0	0	0	0	0	0	0		
07:15	3	3	0	0	0	0	0	6	0	0	0	0	0	0	0	0		
07:30	3	3	1	0	0	0	0	7	0	0	0	0	0	0	0	0		
07:45	5	1	0	1	0	0	0	7	0	0	0	0	0	0	0	0		
08:00	6	3	0	0	0	1	0	10	0	0	0	0	0	0	0	0		
08:15	5	0	0	0	0	0	0	5	0	0	0	0	0	0	0	0		
08:30	9	1	2	0	0	0	0	12	0	0	0	0	0	0	0	0		
08:45	15	5	1	0	0	0	0	21	0	0	0	0	0	0	0	0		
09:00	4	0	0	0	0	0	0	4	0	0	0	0	0	0	0	0		
09:15	8	1	1	0	0	0	0	10	0	0	0	0	0	0	0	0		
09:30	5	1	0	1	0	0	0	7	0	0	0	0	0	0	0	0		
09:45	3	1	0	0	0	0	0	4	0	0	0	0	0	0	0	0		
P/TOT	70	19	6	2	0	1	0	98	0	0	0	0	0	0	0	0		

TIME	C to D								TOT	C to C								TOT
	CAR	LGV	OGV1	OGV2	PSV	MCL	PCL	CAR		LGV	OGV1	OGV2	PSV	MCL	PCL			
16:00	9	2	1	0	0	0	0	12	0	0	0	0	0	0	0	0		
16:15	6	3	0	0	0	0	0	9	0	0	0	0	0	0	0	0		
16:30	14	0	2	0	0	0	0	16	0	0	0	0	0	0	0	0		
16:45	13	3	0	0	0	1	0	17	0	0	0	0	0	0	0	0		
17:00	17	3	0	1	0	0	0	21	0	0	0	0	0	0	0	0		
17:15	18	4	0	0	0	0	0	22	0	0	0	0	0	0	0	0		
17:30	31	1	0	0	0	0	0	32	0	0	0	0	0	0	0	0		
17:45	8	2	0	0	0	0	0	10	0	0	0	0	0	0	0	0		
18:00	14	6	0	0	0	0	0	20	0	0	0	0	0	0	0	0		
18:15	23	3	0	0	0	0	0	26	0	0	0	0	0	0	0	0		
18:30	21	0	0	0	0	0	0	21	0	0	0	0	0	0	0	0		
18:45	16	4	0	0	0	0	0	20	0	0	0	0	0	0	0	0		
P/TOT	190	31	3	1	0	1	0	226	0	0	0	0	0	0	0	0		



SITE: 11

DATE: 13/03/2013

LOCATION: A4421 / Bicester Road Roundabout

DAY: Wednesday

TIME	D to C								TOT	D to B								TOT
	CAR	LGV	OGV1	OGV2	PSV	MCL	PCL	CAR		LGV	OGV1	OGV2	PSV	MCL	PCL			
07:00	14	1	3	0	0	0	0	18	20	4	0	1	0	0	0	25		
07:15	7	1	1	0	0	0	0	9	26	8	0	1	0	0	0	35		
07:30	12	4	0	0	1	0	0	17	36	7	0	0	1	0	0	44		
07:45	14	1	0	0	0	0	0	15	40	11	1	1	0	1	0	54		
08:00	11	4	0	0	0	0	0	15	46	11	0	0	0	0	0	57		
08:15	13	1	0	0	0	0	0	14	76	5	0	0	2	1	0	84		
08:30	8	2	0	0	0	0	0	10	50	5	1	0	1	0	0	57		
08:45	16	0	2	0	0	0	0	18	56	7	1	0	0	0	0	64		
09:00	25	1	0	0	0	0	0	26	47	6	2	0	0	0	0	55		
09:15	15	1	0	0	0	0	0	16	41	2	0	0	0	0	0	43		
09:30	9	1	0	0	0	0	0	10	38	6	1	0	2	0	0	47		
09:45	7	0	1	1	0	0	0	9	30	5	0	0	0	0	0	35		
P/TOT	151	17	7	1	1	0	0	177	506	77	6	3	6	2	0	600		

TIME	D to C								TOT	D to B								TOT
	CAR	LGV	OGV1	OGV2	PSV	MCL	PCL	CAR		LGV	OGV1	OGV2	PSV	MCL	PCL			
16:00	10	3	0	0	0	0	0	13	26	16	0	0	0	0	0	42		
16:15	3	2	0	0	0	0	0	5	30	10	1	0	0	0	0	41		
16:30	7	1	0	0	0	0	0	8	40	5	1	1	0	0	0	47		
16:45	9	2	0	0	0	0	0	11	46	12	0	0	0	0	0	58		
17:00	14	1	0	0	0	0	0	15	48	1	0	0	0	0	0	49		
17:15	7	1	0	0	0	0	0	8	54	7	0	0	0	0	0	61		
17:30	12	1	0	0	0	0	0	13	38	11	0	0	1	1	0	51		
17:45	14	2	0	0	0	0	0	16	47	5	0	0	1	0	0	53		
18:00	9	2	0	0	0	0	0	11	56	6	0	0	0	0	0	62		
18:15	7	2	0	0	0	0	0	9	36	4	0	0	0	0	0	40		
18:30	10	0	0	0	0	0	0	10	40	5	0	0	0	0	0	45		
18:45	6	2	0	0	0	0	0	8	34	2	0	0	0	0	0	36		
P/TOT	108	19	0	0	0	0	0	127	495	84	2	1	2	1	0	585		



SITE: 11

DATE: 13/03/2013

LOCATION: A4421 / Bicester Road Roundabout

DAY: Wednesday

TIME	D to A							TOT	D to D							TOT
	CAR	LGV	OGV1	OGV2	PSV	MCL	PCL		CAR	LGV	OGV1	OGV2	PSV	MCL	PCL	
07:00	0	0	0	0	0	0	0	0	0	0	0	0	0	0	0	0
07:15	0	0	0	0	0	0	0	0	0	0	0	0	0	0	0	0
07:30	0	0	0	0	0	0	0	0	0	0	0	0	0	0	0	0
07:45	0	0	0	0	0	0	0	0	0	0	0	0	0	0	0	0
08:00	0	0	0	0	0	0	0	0	0	0	0	0	0	0	0	0
08:15	0	0	0	0	0	0	0	0	0	0	0	0	0	0	0	0
08:30	1	0	0	0	0	0	0	1	0	0	0	0	0	0	0	0
08:45	0	0	0	0	0	0	0	0	0	0	0	0	0	0	0	0
09:00	0	0	0	0	0	0	0	0	0	0	0	0	0	0	0	0
09:15	0	0	0	0	0	0	0	0	0	0	0	0	0	0	0	0
09:30	0	0	0	0	0	0	0	0	0	0	0	0	0	0	0	0
09:45	0	0	0	0	0	0	0	0	0	0	0	0	0	0	0	0
P/TOT	1	0	0	0	0	0	0	1	0	0	0	0	0	0	0	0

TIME	D to A							TOT	D to D							TOT
	CAR	LGV	OGV1	OGV2	PSV	MCL	PCL		CAR	LGV	OGV1	OGV2	PSV	MCL	PCL	
16:00	0	0	0	0	0	0	0	0	0	0	0	0	0	0	0	0
16:15	0	0	0	0	0	0	0	0	0	0	0	0	0	0	0	0
16:30	0	0	0	0	0	0	0	0	0	0	0	0	0	0	0	0
16:45	0	0	0	0	0	0	0	0	0	0	0	0	0	0	0	0
17:00	0	0	0	0	0	0	0	0	0	0	0	0	0	0	0	0
17:15	0	0	0	0	0	0	0	0	0	0	0	0	0	0	0	0
17:30	0	0	0	0	0	0	0	0	0	0	0	0	0	0	0	0
17:45	0	0	0	0	0	0	0	0	0	0	0	0	0	0	0	0
18:00	0	0	0	0	0	0	0	0	0	0	0	0	0	0	0	0
18:15	0	0	0	0	0	0	0	0	0	0	0	0	0	0	0	0
18:30	0	0	0	0	0	0	0	0	0	0	0	0	0	0	0	0
18:45	0	0	0	0	0	0	0	0	0	0	0	0	0	0	0	0
P/TOT	0	0	0	0	0	0	0	0	0	0	0	0	0	0	0	0



SITE: 11

DATE: 13/03/2013

LOCATION: A4421 / Bicester Road Roundabout

DAY: Wednesday

TIME	TO ARM A								TOT	FROM ARM A								TOT
	CAR	LGV	OGV1	OGV2	PSV	MCL	PCL	CAR		LGV	OGV1	OGV2	PSV	MCL	PCL			
07:00	0	0	0	0	0	0	0	0	0	0	0	0	0	0	0	0	0	0
07:15	0	0	0	0	0	0	0	0	0	0	0	0	0	0	0	0	0	0
07:30	0	0	0	0	0	0	0	0	0	0	0	0	0	0	0	0	0	0
07:45	0	0	0	0	0	0	0	0	0	0	0	0	0	0	0	0	0	0
08:00	0	0	0	0	0	0	0	0	0	0	0	0	0	0	0	0	0	0
08:15	0	0	0	0	0	0	0	0	0	0	0	0	0	0	0	0	0	0
08:30	2	0	0	0	0	0	0	2	0	0	0	0	0	0	0	0	0	0
08:45	0	1	0	0	0	0	0	1	0	1	0	0	0	0	0	0	0	1
09:00	0	0	0	0	0	0	0	0	1	0	0	0	0	0	0	0	0	1
09:15	0	0	0	0	0	0	0	0	1	0	0	0	0	0	0	0	0	1
09:30	0	0	0	0	0	0	0	0	0	0	0	0	0	0	0	0	0	0
09:45	0	0	0	0	0	0	0	0	0	0	0	0	0	0	0	0	0	0
P/TOT	2	1	0	0	0	0	0	3	2	1	0	0	0	0	0	0	0	3

TIME	TO ARM A								TOT	FROM ARM A								TOT
	CAR	LGV	OGV1	OGV2	PSV	MCL	PCL	CAR		LGV	OGV1	OGV2	PSV	MCL	PCL			
16:00	0	0	0	0	0	0	0	0	0	1	0	0	0	0	0	0	0	1
16:15	0	0	0	0	0	0	0	0	0	0	0	0	0	0	0	0	0	0
16:30	0	0	0	0	0	0	0	0	0	0	0	0	0	0	0	0	0	0
16:45	0	0	0	0	0	0	0	0	0	0	0	0	0	0	0	0	0	0
17:00	0	0	0	0	0	0	0	0	0	0	0	0	0	0	0	0	0	0
17:15	0	0	0	0	0	0	0	0	0	0	0	0	0	0	0	0	0	0
17:30	0	0	0	0	0	0	0	0	0	0	0	0	0	0	0	0	0	0
17:45	1	0	0	0	0	0	0	1	1	0	0	0	0	0	0	0	0	1
18:00	0	0	0	0	0	0	0	0	0	0	0	0	0	0	0	0	0	0
18:15	0	0	0	0	0	0	0	0	0	0	0	0	0	0	0	0	0	0
18:30	0	0	0	0	0	0	0	0	0	0	0	0	0	0	0	0	0	0
18:45	0	0	0	0	0	0	0	0	0	0	0	0	0	0	0	0	0	0
P/TOT	1	0	0	0	0	0	0	1	2	0	0	0	0	0	0	0	0	2



SITE: 11

DATE: 13/03/2013

LOCATION: A4421 / Bicester Road Roundabout

DAY: Wednesday

TIME	TO ARM B							TOT	FROM ARM B							TOT
	CAR	LGV	OGV1	OGV2	PSV	MCL	PCL		CAR	LGV	OGV1	OGV2	PSV	MCL	PCL	
07:00	64	10	3	4	2	0	0	83	114	21	8	3	3	1	0	150
07:15	93	16	1	7	1	0	0	118	144	22	4	4	1	0	0	175
07:30	129	12	5	9	2	2	0	159	170	22	4	3	0	0	0	199
07:45	125	19	6	8	0	1	0	159	165	20	6	6	0	2	0	199
08:00	145	19	2	3	1	0	0	170	154	18	5	6	0	1	0	184
08:15	203	14	4	3	2	3	0	229	209	22	4	6	1	1	0	243
08:30	176	17	5	6	1	0	0	205	217	20	9	3	0	0	0	249
08:45	128	17	8	1	2	0	0	156	185	22	10	2	2	0	0	221
09:00	112	19	6	5	1	0	0	143	127	23	7	2	1	0	0	160
09:15	84	14	3	4	0	0	0	105	83	19	6	6	0	0	0	114
09:30	73	18	5	6	2	0	0	104	85	14	9	5	1	2	0	116
09:45	74	15	4	3	1	0	0	97	108	18	2	8	1	0	0	137
P/TOT	1406	190	52	59	15	6	0	1728	1761	241	74	54	10	7	0	2147

TIME	TO ARM B							TOT	FROM ARM B							TOT
	CAR	LGV	OGV1	OGV2	PSV	MCL	PCL		CAR	LGV	OGV1	OGV2	PSV	MCL	PCL	
16:00	144	30	5	3	1	0	0	183	122	17	7	2	0	1	0	149
16:15	127	25	9	7	0	0	0	168	108	17	1	3	1	0	0	130
16:30	166	26	2	4	0	0	0	198	111	17	4	2	0	2	1	137
16:45	159	32	2	4	0	0	0	197	121	19	3	3	0	0	0	146
17:00	184	19	3	4	1	0	0	211	141	26	1	2	1	0	1	172
17:15	194	16	1	4	0	2	0	217	130	18	2	3	0	1	0	154
17:30	161	19	2	4	1	1	0	188	180	20	2	2	1	0	0	205
17:45	181	18	3	5	1	0	0	208	167	11	2	4	1	0	0	185
18:00	173	12	3	6	2	1	0	197	143	8	2	2	1	1	0	157
18:15	134	11	1	1	1	1	0	149	119	10	1	2	0	0	0	132
18:30	127	10	1	3	0	0	0	141	117	8	1	2	1	0	0	129
18:45	108	8	0	3	1	1	0	121	127	6	1	2	1	3	0	140
P/TOT	1858	226	32	48	8	6	0	2178	1586	177	27	29	7	8	2	1836



SITE: 11

DATE: 13/03/2013

LOCATION: A4421 / Bicester Road Roundabout

DAY: Wednesday

TIME	TO ARM C								TOT	FROM ARM C								TOT
	CAR	LGV	OGV1	OGV2	PSV	MCL	PCL	CAR		LGV	OGV1	OGV2	PSV	MCL	PCL			
07:00	102	16	10	3	3	0	0	134	48	6	4	3	2	0	0	63		
07:15	100	13	3	4	0	0	0	120	70	11	1	6	1	0	0	89		
07:30	132	16	4	3	1	0	0	156	96	8	6	9	1	2	0	122		
07:45	135	13	4	6	0	2	0	160	90	9	5	8	0	0	0	112		
08:00	122	14	4	6	0	0	0	146	105	11	2	3	1	1	0	123		
08:15	160	15	3	6	0	1	0	185	132	9	4	3	0	2	0	150		
08:30	161	18	7	3	0	0	0	189	136	13	6	6	0	0	0	161		
08:45	157	15	11	2	1	0	0	186	87	15	8	1	2	0	0	113		
09:00	112	17	5	2	0	0	0	136	69	13	4	5	1	0	0	92		
09:15	74	13	5	6	0	0	0	98	51	13	4	4	0	0	0	72		
09:30	72	10	6	5	0	2	0	95	40	13	4	7	0	0	0	64		
09:45	82	11	2	8	1	0	0	104	47	11	4	3	1	0	0	66		
P/TOT	1409	171	64	54	6	5	0	1709	971	132	52	58	9	5	0	1227		

TIME	TO ARM C								TOT	FROM ARM C								TOT
	CAR	LGV	OGV1	OGV2	PSV	MCL	PCL	CAR		LGV	OGV1	OGV2	PSV	MCL	PCL			
16:00	96	13	4	1	0	1	0	115	126	16	6	3	1	0	0	152		
16:15	71	12	1	3	0	0	0	87	103	18	8	7	0	0	0	136		
16:30	76	9	3	2	0	1	1	92	140	21	3	3	0	0	0	167		
16:45	90	12	2	3	0	0	0	107	126	23	2	4	0	1	0	156		
17:00	101	18	0	2	1	0	0	122	153	21	3	5	1	0	0	183		
17:15	92	13	2	3	0	1	0	111	158	13	1	4	0	2	0	178		
17:30	124	12	1	2	0	0	0	139	154	9	2	4	0	0	0	169		
17:45	123	11	2	4	1	0	0	141	142	15	3	5	0	0	0	165		
18:00	107	7	1	2	0	0	0	117	131	12	3	6	2	1	0	155		
18:15	86	9	1	2	0	0	0	98	121	10	1	1	1	1	0	135		
18:30	91	2	1	2	0	0	0	96	108	5	1	3	0	0	0	117		
18:45	81	5	1	2	1	2	0	92	90	10	0	3	1	1	0	105		
P/TOT	1138	123	19	28	3	5	1	1317	1552	173	33	48	6	6	0	1818		



SITE: 11

DATE: 13/03/2013

LOCATION: A4421 / Bicester Road Roundabout

DAY: Wednesday

TIME	TO ARM D							TOT	FROM ARM D							TOT
	CAR	LGV	OGV1	OGV2	PSV	MCL	PCL		CAR	LGV	OGV1	OGV2	PSV	MCL	PCL	
07:00	30	6	2	0	0	1	0	39	34	5	3	1	0	0	0	43
07:15	54	13	2	0	1	0	0	70	33	9	1	1	0	0	0	44
07:30	53	13	1	0	0	0	0	67	48	11	0	0	2	0	0	61
07:45	49	9	2	1	0	0	0	61	54	12	1	1	0	1	0	69
08:00	49	11	1	0	0	2	0	63	57	15	0	0	0	0	0	72
08:15	67	8	1	0	1	0	0	77	89	6	0	0	2	1	0	98
08:30	73	5	4	0	0	0	0	82	59	7	1	0	1	0	0	68
08:45	59	12	2	0	1	0	0	74	72	7	3	0	0	0	0	82
09:00	45	7	2	0	1	0	0	55	72	7	2	0	0	0	0	81
09:15	33	8	2	0	0	0	0	43	56	3	0	0	0	0	0	59
09:30	27	6	3	1	1	0	0	38	47	7	1	0	2	0	0	57
09:45	36	8	1	1	0	0	0	46	37	5	1	1	0	0	0	44
P/TOT	575	106	23	3	5	3	0	715	658	94	13	4	7	2	0	778

TIME	TO ARM D							TOT	FROM ARM D							TOT
	CAR	LGV	OGV1	OGV2	PSV	MCL	PCL		CAR	LGV	OGV1	OGV2	PSV	MCL	PCL	
16:00	45	9	4	1	0	0	0	59	36	19	0	0	0	0	0	55
16:15	46	10	0	0	1	0	0	57	33	12	1	0	0	0	0	46
16:30	56	9	3	0	0	1	0	69	47	6	1	1	0	0	0	55
16:45	53	12	1	0	0	1	0	67	55	14	0	0	0	0	0	69
17:00	71	12	1	1	0	0	1	86	62	2	0	0	0	0	0	64
17:15	63	10	0	0	0	0	0	73	61	8	0	0	0	0	0	69
17:30	99	10	1	0	1	0	0	111	50	12	0	0	1	1	0	64
17:45	66	4	0	0	0	0	0	70	61	7	0	0	1	0	0	69
18:00	59	9	1	0	1	1	0	71	65	8	0	0	0	0	0	73
18:15	63	6	0	0	0	0	0	69	43	6	0	0	0	0	0	49
18:30	57	6	0	0	1	0	0	64	50	5	0	0	0	0	0	55
18:45	68	7	0	0	0	1	0	76	40	4	0	0	0	0	0	44
P/TOT	746	104	11	2	4	4	1	872	603	103	2	1	2	1	0	712



SITE: 11

DATE: 13/03/2013

LOCATION: A4421 / Bicester Road Roundabout

DAY: Wednesday

TIME	JUNCTION TOTAL							TOT
	CAR	LGV	OGV1	OGV2	PSV	MCL	PCL	
07:00	196	32	15	7	5	1	0	256
07:15	247	42	6	11	2	0	0	308
07:30	314	41	10	12	3	2	0	382
07:45	309	41	12	15	0	3	0	380
08:00	316	44	7	9	1	2	0	379
08:15	430	37	8	9	3	4	0	491
08:30	412	40	16	9	1	0	0	478
08:45	344	45	21	3	4	0	0	417
09:00	269	43	13	7	2	0	0	334
09:15	191	35	10	10	0	0	0	246
09:30	172	34	14	12	3	2	0	237
09:45	192	34	7	12	2	0	0	247
P/TOT	3392	468	139	116	26	14	0	4155

PEAK HOUR CALCULATION	
07:00 to 08:00	1326
07:15 to 08:15	1449
07:30 to 08:30	1632
07:45 to 08:45	1728
08:00 to 09:00	1765
08:15 to 09:15	1720
08:30 to 09:30	1475
08:45 to 09:45	1234
09:00 to 10:00	1064
PEAK VALUE	1765

TIME	JUNCTION TOTAL							TOT
	CAR	LGV	OGV1	OGV2	PSV	MCL	PCL	
16:00	285	52	13	5	1	1	0	357
16:15	244	47	10	10	1	0	0	312
16:30	298	44	8	6	0	2	1	359
16:45	302	56	5	7	0	1	0	371
17:00	356	49	4	7	2	0	1	419
17:15	349	39	3	7	0	3	0	401
17:30	384	41	4	6	2	1	0	438
17:45	371	33	5	9	2	0	0	420
18:00	339	28	5	8	3	2	0	385
18:15	283	26	2	3	1	1	0	316
18:30	275	18	2	5	1	0	0	301
18:45	257	20	1	5	2	4	0	289
P/TOT	3743	453	62	78	15	15	2	4368

PEAK HOUR CALCULATION	
16:00 to 17:00	1399
16:15 to 17:15	1461
16:30 to 17:30	1550
16:45 to 17:45	1629
17:00 to 18:00	1678
17:15 to 18:15	1644
17:30 to 18:30	1559
17:45 to 18:45	1422
18:00 to 19:00	1291
PEAK VALUE	1678

Site 1

Site 2

TIME	TO ARM A							TOT	FROM ARM B				
	CAR	LGV	OGV1	OGV2	PSV	MCL	PCL		CAR	LGV	OGV1	OGV2	PSV
07:00	57	9	4	0	0	0	1	71	57	9	4	0	0
07:15	68	16	0	1	1	1	0	87	68	16	0	1	1
07:30	91	9	0	0	0	0	1	101	91	9	0	0	0
07:45	114	15	2	0	1	0	0	132	114	15	2	0	1
08:00	98	10	2	1	1	0	1	113	98	10	2	1	1
08:15	101	11	1	0	0	0	0	113	101	11	1	0	0
08:30	96	13	1	0	0	0	0	110	96	13	1	0	0
08:45	105	5	1	1	1	0	0	113	105	5	1	1	1
09:00	65	10	3	1	1	0	0	80	65	10	3	1	1
09:15	54	8	1	0	0	0	0	63	54	8	1	0	0
09:30	42	12	4	0	0	0	1	59	42	12	4	0	0
09:45	56	4	0	0	0	1	0	61	56	4	0	0	0
P/TOT	947	122	19	4	5	2	4	1103	947	122	19	4	5

TIME	TO ARM A							TOT	FROM ARM B				
	CAR	LGV	OGV1	OGV2	PSV	MCL	PCL		CAR	LGV	OGV1	OGV2	PSV
16:00	105	9	1	1	1	1	1	119	105	9	1	1	1
16:15	118	18	1	1	0	0	2	140	118	18	1	1	0
16:30	145	24	3	2	1	0	1	176	145	24	3	2	1
16:45	137	18	0	0	0	0	1	156	137	18	0	0	0
17:00	150	10	0	0	0	0	0	160	150	10	0	0	0
17:15	185	16	3	0	0	1	0	205	185	16	3	0	0
17:30	205	23	0	0	0	0	2	230	205	23	0	0	0
17:45	182	7	1	0	0	1	1	192	182	7	1	0	0
18:00	153	3	0	0	0	0	1	157	153	3	0	0	0
18:15	144	5	0	0	0	0	2	151	144	5	0	0	0
18:30	134	4	0	0	1	1	0	140	134	4	0	0	1
18:45	80	4	0	0	0	0	0	84	80	4	0	0	0
P/TOT	1738	141	9	4	3	4	11	1910	1738	141	9	4	3

Site 11

Site 10

TIME	TO ARM B							TOT	FROM ARM C				
	CAR	LGV	OGV1	OGV2	PSV	MCL	PCL		CAR	LGV	OGV1	OGV2	PSV
07:00	64	10	3	4	2	0	0	83	64	10	3	4	1
07:15	93	16	1	7	1	0	0	118	91	16	1	6	2
07:30	129	12	5	9	2	2	0	159	129	12	5	9	2
07:45	125	19	6	8	0	1	0	159	125	19	5	8	0
08:00	145	19	2	3	1	0	0	170	142	18	3	3	1
08:15	203	14	4	3	2	3	0	229	198	14	4	3	2
08:30	176	17	5	6	1	0	0	205	175	15	4	6	1
08:45	128	17	8	1	2	0	0	156	132	20	6	1	2
09:00	112	19	6	5	1	0	0	143	113	16	6	6	1
09:15	84	14	3	4	0	0	0	105	87	14	4	4	0
09:30	73	18	5	6	2	0	0	104	78	19	6	6	2
09:45	74	15	4	3	1	0	0	97	72	17	5	3	1
P/TOT	1406	190	52	59	15	6	0	1728	1406	190	52	59	15

TIME	TO ARM B							TOT	FROM ARM C				
	CAR	LGV	OGV1	OGV2	PSV	MCL	PCL		CAR	LGV	OGV1	OGV2	PSV
16:00	144	30	5	3	1	0	0	183	143	31	5	3	1
16:15	127	25	9	7	0	0	0	168	128	24	8	7	0
16:30	166	26	2	4	0	0	0	198	165	25	1	4	1
16:45	159	32	2	4	0	0	0	197	159	30	3	4	0
17:00	184	19	3	4	1	0	0	211	185	20	4	4	1
17:15	194	16	1	4	0	2	0	217	192	18	0	3	0
17:30	161	19	2	4	1	1	0	188	161	18	2	5	1
17:45	181	18	3	5	1	0	0	208	181	17	2	5	1
18:00	173	12	3	6	2	1	0	197	173	12	3	6	2
18:15	134	11	1	1	1	1	0	149	133	13	1	1	0
18:30	127	10	1	3	0	0	0	141	128	10	1	3	0
18:45	108	8	0	3	1	1	0	121	110	8	0	3	1
P/TOT	1858	226	32	48	8	6	0	2178	1858	226	30	48	8

Site 2

MCL	PCL	TOT	DIFFERENCE					MCL	PCL	TOT	TIME	CAR	LGV
			CAR	LGV	OGV1	OGV2	PSV						
0	1	71	0	0	0	0	0	0	0	07:00	56	10	
1	0	87	0	0	0	0	0	0	0	07:15	66	15	
0	0	100	0	0	0	0	0	1	1	07:30	78	7	
0	0	132	0	0	0	0	0	0	0	07:45	108	13	
0	0	112	0	0	0	0	0	1	1	08:00	91	11	
0	0	113	0	0	0	0	0	0	0	08:15	107	11	
0	0	110	0	0	0	0	0	0	0	08:30	105	11	
0	0	113	0	0	0	0	0	0	0	08:45	99	5	
0	0	80	0	0	0	0	0	0	0	09:00	59	9	
0	0	63	0	0	0	0	0	0	0	09:15	54	4	
0	0	58	0	0	0	0	0	1	1	09:30	38	10	
1	0	61	0	0	0	0	0	0	0	09:45	58	4	
2	1	1100	0	0	0	0	0	3	3	P/TOT	919	110	

MCL	PCL	TOT	DIFFERENCE					MCL	PCL	TOT	TIME	CAR	LGV
			CAR	LGV	OGV1	OGV2	PSV						
1	0	118	0	0	0	0	0	1	1	16:00	100	11	
0	0	138	0	0	0	0	0	2	2	16:15	113	20	
0	2	177	0	0	0	0	0	-1	-1	16:30	146	23	
0	0	155	0	0	0	0	0	1	1	16:45	138	19	
0	0	160	0	0	0	0	0	0	0	17:00	136	10	
1	0	205	0	0	0	0	0	0	0	17:15	179	16	
0	0	228	0	0	0	0	0	2	2	17:30	209	22	
1	1	192	0	0	0	0	0	0	0	17:45	176	7	
0	0	156	0	0	0	0	0	1	1	18:00	154	5	
0	2	151	0	0	0	0	0	0	0	18:15	141	5	
1	0	140	0	0	0	0	0	0	0	18:30	119	5	
0	0	84	0	0	0	0	0	0	0	18:45	80	4	
4	5	1904	0	0	0	0	0	6	6	P/TOT	1691	147	

Site 10

MCL	PCL	TOT	DIFFERENCE					MCL	PCL	TOT	TIME	CAR	LGV
			CAR	LGV	OGV1	OGV2	PSV						
0	0	82	0	0	0	0	1	0	1	07:00	75	14	
0	0	116	2	0	0	1	-1	0	2	07:15	82	18	
2	0	159	0	0	0	0	0	0	0	07:30	107	11	
1	0	158	0	0	1	0	0	0	1	07:45	110	15	
0	0	167	3	1	-1	0	0	0	3	08:00	104	22	
3	0	224	5	0	0	0	0	0	5	08:15	114	8	
0	0	201	1	2	1	0	0	0	4	08:30	130	21	
0	0	161	-4	-3	2	0	0	0	-5	08:45	106	23	
0	0	142	-1	3	0	-1	0	0	1	09:00	98	22	
0	0	109	-3	0	-1	0	0	0	-4	09:15	81	23	
0	0	111	-5	-1	-1	0	0	0	-7	09:30	75	21	
0	0	98	2	-2	-1	0	0	0	-1	09:45	67	17	
6	0	1728	0	0	0	0	0	0	0	P/TOT	1149	215	

MCL	PCL	TOT	DIFFERENCE							TOT	TIME	CAR	LGV
			CAR	LGV	OGV1	OGV2	PSV	MCL	PCL				
0	0	183	1	-1	0	0	0	0	0	0	16:00	199	28
0	0	167	-1	1	1	0	0	0	0	1	16:15	150	23
0	0	196	1	1	1	0	-1	0	0	2	16:30	186	32
0	0	196	0	2	-1	0	0	0	0	1	16:45	161	35
0	0	214	-1	-1	-1	0	0	0	0	-3	17:00	287	21
2	0	215	2	-2	1	1	0	0	0	2	17:15	231	18
1	0	188	0	1	0	-1	0	0	0	0	17:30	267	32
0	0	206	0	1	1	0	0	0	0	2	17:45	203	15
1	0	197	0	0	0	0	0	0	0	0	18:00	157	15
1	0	149	1	-2	0	0	1	0	0	0	18:15	167	16
0	0	142	-1	0	0	0	0	0	0	-1	18:30	124	12
1	0	123	-2	0	0	0	0	0	0	-2	18:45	110	10
6	0	2176	0	0	2	0	0	0	0	2	P/TOT	2242	257

not 100% - roads in between

Site 3

TO ARM C					TOT	FROM ARM B					TOT		
OGV1	OGV2	PSV	MCL	PCL		CAR	LGV	OGV1	OGV2	PSV		MCL	PCL
4	0	0	0	1	71	66	9	5	0	0	1	0	81
0	1	0	1	0	83	85	16	0	1	1	1	0	104
0	0	0	0	0	85	104	8	0	0	0	0	0	112
2	0	1	0	0	124	126	9	4	0	2	0	0	141
2	1	1	0	0	106	99	9	1	1	1	1	0	112
1	0	0	0	0	119	138	10	1	0	1	0	0	150
1	0	0	0	0	117	142	10	1	0	0	1	0	154
1	1	3	0	0	109	135	6	2	1	3	0	0	147
2	1	1	0	0	72	71	8	2	1	2	0	0	84
0	1	0	0	1	60	61	9	0	1	0	0	0	71
3	0	0	0	0	51	48	8	4	0	0	0	0	60
0	0	0	1	0	63	76	5	0	0	0	1	0	82
16	5	6	2	2	1060	1151	107	20	5	10	5	0	1298

TO ARM C					TOT	FROM ARM B					TOT		
OGV1	OGV2	PSV	MCL	PCL		CAR	LGV	OGV1	OGV2	PSV		MCL	PCL
1	1	1	1	0	115	89	9	2	1	2	0	0	103
0	1	0	0	0	134	107	20	1	2	0	1	0	131
0	1	1	0	1	172	129	23	3	0	1	0	1	157
0	0	0	0	0	157	121	19	0	0	0	0	0	140
0	0	0	0	0	146	133	11	1	0	1	0	0	146
0	0	0	1	0	196	152	13	4	0	0	1	0	170
0	0	0	0	0	231	175	19	1	0	0	0	0	195
0	0	0	1	1	185	181	7	0	0	0	2	0	190
0	0	0	0	0	159	122	8	0	0	1	0	0	131
0	0	0	0	1	147	131	5	0	0	0	0	0	136
0	0	1	1	0	126	124	4	0	0	1	1	0	130
0	0	0	0	0	84	86	5	0	0	0	0	0	91
1	3	3	4	3	1852	1550	143	12	3	6	5	1	1720

Site 8

TO ARM A					TOT	FROM ARM D					TOT		
OGV1	OGV2	PSV	MCL	PCL		CAR	LGV	OGV1	OGV2	PSV		MCL	PCL
3	5	4	0	0	101	75	16	3	4	4	0	0	102
1	5	5	1	0	112	82	16	1	5	5	1	0	110
2	7	4	0	0	131	107	11	2	7	4	0	0	131
5	7	0	1	0	138	110	15	5	7	0	0	0	137
1	2	0	0	0	129	104	22	1	2	0	1	0	130
5	4	0	1	0	132	114	8	5	4	0	1	0	132
7	6	1	0	0	165	130	21	7	6	1	0	0	165
5	2	2	0	0	138	106	23	5	2	2	0	0	138
5	7	2	0	0	134	98	22	5	7	2	0	1	135
4	5	0	0	0	113	81	21	4	6	0	0	0	112
5	6	0	0	0	107	75	23	5	6	0	0	0	109
9	2	0	1	0	96	67	17	9	2	0	1	0	96
52	58	18	4	0	1496	1149	215	52	58	18	4	1	1497

TO ARM A					TOT	FROM ARM D					TOT		
OGV1	OGV2	PSV	MCL	PCL		CAR	LGV	OGV1	OGV2	PSV		MCL	PCL
2	4	0	0	0	233	199	28	2	4	0	0	0	233
5	6	0	2	0	186	150	23	5	6	0	2	0	186
3	4	0	1	0	226	186	32	3	4	0	1	0	226
3	2	0	1	0	202	161	35	3	2	0	1	0	202
4	5	1	1	0	319	276	20	3	5	1	1	0	306
1	6	0	2	0	258	243	23	2	6	0	2	0	276
2	4	0	1	0	306	265	31	2	3	0	1	0	302
2	5	0	1	0	226	204	15	1	6	0	1	0	227
3	7	0	2	0	184	157	15	2	6	0	2	0	182
1	1	0	0	0	185	167	13	1	2	0	0	1	184
1	4	0	0	0	141	124	10	2	4	0	0	0	140
0	2	0	1	0	123	110	10	1	2	0	0	0	123
27	50	1	12	0	2589	2242	255	27	50	1	11	1	2587

Site 3

DIFFERENCE							TOT	TIME	TO ARM A				
CAR	LGV	OGV1	OGV2	PSV	MCL	PCL			CAR	LGV	OGV1	OGV2	PSV
-10	1	-1	0	0	-1	1	-10	07:00	57	15	7	2	3
-19	-1	0	0	-1	0	0	-21	07:15	67	19	2	3	3
-26	-1	0	0	0	0	0	-27	07:30	96	17	2	2	2
-18	4	-2	0	-1	0	0	-17	07:45	94	16	4	1	1
-8	2	1	0	0	-1	0	-6	08:00	95	4	0	2	1
-31	1	0	0	-1	0	0	-31	08:15	84	5	3	0	0
-37	1	0	0	0	-1	0	-37	08:30	94	16	4	5	0
-36	-1	-1	0	0	0	0	-38	08:45	75	14	0	0	0
-12	1	0	0	-1	0	0	-12	09:00	67	8	3	3	1
-7	-5	0	0	0	0	1	-11	09:15	43	6	4	3	0
-10	2	-1	0	0	0	0	-9	09:30	28	7	2	4	0
-18	-1	0	0	0	0	0	-19	09:45	40	8	4	1	0
-232	3	-4	0	-4	-3	2	-238	P/TOT	840	135	35	26	11

DIFFERENCE							TOT	TIME	TO ARM A				
CAR	LGV	OGV1	OGV2	PSV	MCL	PCL			CAR	LGV	OGV1	OGV2	PSV
11	2	-1	0	-1	1	0	12	16:00	103	16	3	0	1
6	0	-1	-1	0	-1	0	3	16:15	77	16	2	2	0
17	0	-3	1	0	0	0	15	16:30	119	23	2	3	0
17	0	0	0	0	0	0	17	16:45	97	17	4	2	1
3	-1	-1	0	-1	0	0	0	17:00	133	16	1	1	0
27	3	-4	0	0	0	0	26	17:15	148	9	2	3	0
34	3	-1	0	0	0	0	36	17:30	150	15	1	0	1
-5	0	0	0	0	-1	1	-5	17:45	83	12	0	2	0
32	-3	0	0	-1	0	0	28	18:00	91	8	0	0	0
10	0	0	0	0	0	1	11	18:15	99	8	1	1	0
-5	1	0	0	0	0	0	-4	18:30	98	7	1	3	0
-6	-1	0	0	0	0	0	-7	18:45	62	6	0	1	0
141	4	-11	0	-3	-1	2	132	P/TOT	1260	153	17	18	3

Site 8

DIFFERENCE							TOT	TIME	TO ARM A				
CAR	LGV	OGV1	OGV2	PSV	MCL	PCL			CAR	LGV	OGV1	OGV2	PSV
0	-2	0	1	0	0	0	-1	07:00	77	14	3	2	0
0	2	0	0	0	0	0	2	07:15	115	23	1	2	3
0	0	0	0	0	0	0	0	07:30	122	15	1	5	2
0	0	0	0	0	1	0	1	07:45	137	17	7	6	2
0	0	0	0	0	-1	0	-1	08:00	111	12	1	1	0
0	0	0	0	0	0	0	0	08:15	117	11	5	3	1
0	0	0	0	0	0	0	0	08:30	115	14	3	2	2
0	0	0	0	0	0	0	0	08:45	110	15	5	2	1
0	0	0	0	0	0	-1	-1	09:00	77	13	7	3	0
0	2	0	-1	0	0	0	1	09:15	75	17	3	3	1
0	-2	0	0	0	0	0	-2	09:30	68	20	2	3	0
0	0	0	0	0	0	0	0	09:45	54	12	5	1	2
0	0	0	0	0	0	-1	-1	P/TOT	1178	183	43	33	14

DIFFERENCE							TOT	TIME	TO ARM A				
CAR	LGV	OGV1	OGV2	PSV	MCL	PCL			CAR	LGV	OGV1	OGV2	PSV
0	0	0	0	0	0	0	0	16:00	137	22	5	2	0
0	0	0	0	0	0	0	0	16:15	146	25	7	4	2
0	0	0	0	0	0	0	0	16:30	138	26	4	2	1
0	0	0	0	0	0	0	0	16:45	140	25	3	1	0
11	1	1	0	0	0	0	13	17:00	168	22	6	4	2
-12	-5	-1	0	0	0	0	-18	17:15	176	20	4	3	1
2	1	0	1	0	0	0	4	17:30	196	15	3	3	1
-1	0	1	-1	0	0	0	-1	17:45	191	14	0	4	1
0	0	1	1	0	0	0	2	18:00	150	13	1	8	0
0	3	0	-1	0	0	-1	1	18:15	168	12	1	1	1
0	2	-1	0	0	0	0	1	18:30	166	10	1	1	0
0	0	-1	0	0	1	0	0	18:45	95	8	1	1	2
0	2	0	0	0	1	-1	2	P/TOT	1871	212	36	34	11

Site 4

MCL	PCL	TOT	FROM ARM B							TOT	DII		
			CAR	LGV	OGV1	OGV2	PSV	MCL	PCL		CAR	LGV	OGV1
1	0	85	59	12	6	2	1	1	0	81	-2	3	1
1	0	95	70	16	3	3	4	1	0	97	-3	3	-1
0	0	119	95	17	2	2	2	1	0	119	1	0	0
0	0	116	92	12	6	0	1	0	0	111	2	4	-2
0	0	102	98	12	2	2	1	0	0	115	-3	-8	-2
0	0	92	94	4	3	1	0	1	0	103	-10	1	0
0	0	119	92	15	4	4	0	0	0	115	2	1	0
0	0	89	75	12	1	0	0	0	0	88	0	2	-1
0	0	82	66	8	4	3	1	0	0	82	1	0	-1
0	0	56	48	6	3	3	0	0	0	60	-5	0	1
0	0	41	28	7	3	4	0	0	0	42	0	0	-1
1	0	54	40	8	5	1	0	1	0	55	0	0	-1
3	0	1050	857	129	42	25	10	5	0	1068	-17	6	-7

MCL	PCL	TOT	FROM ARM B							TOT	DII		
			CAR	LGV	OGV1	OGV2	PSV	MCL	PCL		CAR	LGV	OGV1
0	0	123	100	18	1	1	1	0	0	121	3	-2	2
1	0	98	84	14	3	2	0	1	0	104	-7	2	-1
0	0	147	117	20	2	1	0	2	0	142	2	3	0
0	0	121	96	18	3	4	1	0	0	122	1	-1	1
0	0	151	130	15	2	1	0	0	0	148	3	1	-1
0	0	162	151	11	1	3	0	0	0	166	-3	-2	1
0	0	167	141	13	3	0	1	2	0	160	9	2	-2
1	0	98	88	15	0	2	0	1	0	106	-5	-3	0
0	0	99	87	8	0	0	0	0	0	95	4	0	0
0	0	109	103	9	1	1	0	0	0	114	-4	-1	0
0	0	109	97	3	1	2	0	0	0	103	1	4	0
0	0	69	69	5	0	2	0	0	0	76	-7	1	0
2	0	1453	1263	149	17	19	3	6	0	1457	-3	4	0

Site 9

MCL	PCL	TOT	FROM ARM C							TOT	DII		
			CAR	LGV	OGV1	OGV2	PSV	MCL	PCL		CAR	LGV	OGV1
1	0	97	77	14	3	2	0	1	0	97	0	0	0
0	0	144	115	23	1	2	3	0	0	144	0	0	0
0	0	145	122	15	1	5	2	0	0	145	0	0	0
0	0	169	137	17	7	6	2	0	0	169	0	0	0
0	0	125	111	12	1	1	0	0	0	125	0	0	0
0	0	137	117	11	5	3	1	0	0	137	0	0	0
0	0	136	115	14	3	2	2	0	0	136	0	0	0
0	0	133	110	15	5	2	1	0	0	133	0	0	0
0	0	100	77	13	7	3	0	0	0	100	0	0	0
0	0	99	75	17	3	3	1	0	0	99	0	0	0
0	0	93	68	20	2	3	0	0	0	93	0	0	0
1	0	75	54	12	5	1	2	1	0	75	0	0	0
2	0	1453	1178	183	43	33	14	2	0	1453	0	0	0

MCL	PCL	TOT	FROM ARM C							MCL	PCL	TOT	DII		
			CAR	LGV	OGV1	OGV2	PSV	CAR	LGV				OGV1		
0	0	166	137	22	5	2	0	0	0	1	167	0	0	0	
1	0	185	146	25	7	4	2	1	0	0	185	0	0	0	
1	1	173	138	26	4	2	1	1	0	0	172	0	0	0	
0	0	169	140	25	4	1	0	0	0	0	170	0	0	-1	
0	0	202	168	22	7	4	2	0	0	0	203	0	0	-1	
1	0	205	176	20	2	3	1	1	0	0	203	0	0	2	
0	0	218	195	15	3	3	1	0	0	0	217	1	0	0	
1	0	211	192	14	0	4	1	1	0	0	212	-1	0	0	
2	0	174	150	12	1	8	0	2	0	0	173	0	1	0	
2	1	186	168	13	2	1	1	2	1	0	188	0	-1	-1	
0	0	178	166	10	1	1	0	0	0	0	178	0	0	0	
0	0	107	95	7	0	1	2	0	0	0	105	0	1	1	
8	2	2174	1871	211	36	34	11	8	2	0	2173	0	1	0	

Site 4

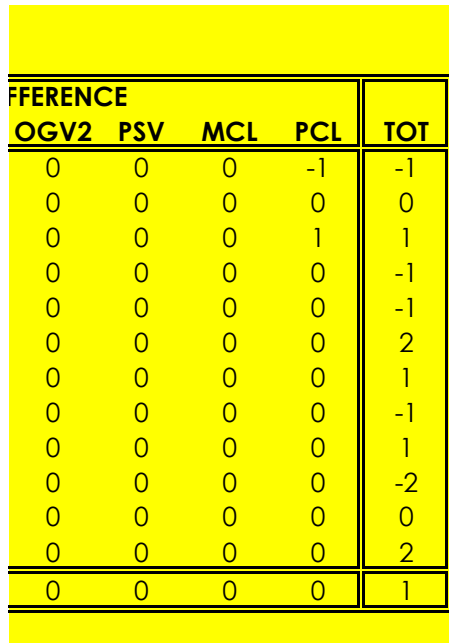
DIFFERENCE					TIME	TO ARM C						TOT	
OGV2	PSV	MCL	PCL	TOT		CAR	LGV	OGV1	OGV2	PSV	MCL		PCL
0	2	0	0	4	07:00	2	2	0	0	0	0	0	4
0	-1	0	0	-2	07:15	4	0	2	0	0	0	0	6
0	0	-1	0	0	07:30	1	1	0	0	0	0	0	2
1	0	0	0	5	07:45	0	1	0	0	0	0	0	1
0	0	0	0	-13	08:00	1	1	0	0	0	0	0	2
-1	0	-1	0	-11	08:15	4	2	0	0	0	0	0	6
1	0	0	0	4	08:30	0	0	0	0	0	0	0	0
0	0	0	0	1	08:45	2	0	0	0	0	0	0	2
0	0	0	0	0	09:00	4	1	0	0	0	0	0	5
0	0	0	0	-4	09:15	4	0	0	0	0	0	0	4
0	0	0	0	-1	09:30	2	0	0	0	0	0	0	2
0	0	0	0	-1	09:45	3	1	0	0	0	0	0	4
1	1	-2	0	-18	P/TOT	27	9	2	0	0	0	0	38

DIFFERENCE					TIME	TO ARM C						TOT	
OGV2	PSV	MCL	PCL	TOT		CAR	LGV	OGV1	OGV2	PSV	MCL		PCL
-1	0	0	0	2	16:00	6	1	0	0	0	0	0	7
0	0	0	0	-6	16:15	4	0	0	0	0	0	0	4
2	0	-2	0	5	16:30	12	0	0	0	0	0	0	12
-2	0	0	0	-1	16:45	11	0	0	0	0	0	0	11
0	0	0	0	3	17:00	16	0	0	0	0	0	0	16
0	0	0	0	-4	17:15	12	0	0	0	0	0	0	12
0	0	-2	0	7	17:30	8	1	0	0	1	0	0	10
0	0	0	0	-8	17:45	13	1	0	0	0	0	0	14
0	0	0	0	4	18:00	11	0	0	0	0	0	0	11
0	0	0	0	-5	18:15	8	0	0	0	0	0	0	8
1	0	0	0	6	18:30	6	0	1	0	0	0	0	7
-1	0	0	0	-7	18:45	4	0	0	0	0	0	0	4
-1	0	-4	0	-4	P/TOT	111	3	1	0	1	0	0	116

not 100% - roads in between

Site 9

DIFFERENCE					TIME	TO ARM B						TOT	
OGV2	PSV	MCL	PCL	TOT		CAR	LGV	OGV1	OGV2	PSV	MCL		PCL
0	0	0	0	0	07:00	4	1	1	0	0	0	0	6
0	0	0	0	0	07:15	7	3	0	0	0	0	0	10
0	0	0	0	0	07:30	5	4	0	0	2	0	0	11
0	0	0	0	0	07:45	12	2	0	0	1	0	0	15
0	0	0	0	0	08:00	7	1	0	0	0	0	0	8
0	0	0	0	0	08:15	4	2	0	0	0	0	0	6
0	0	0	0	0	08:30	6	2	1	0	1	0	0	10
0	0	0	0	0	08:45	6	2	1	0	0	0	0	9
0	0	0	0	0	09:00	8	2	0	0	0	0	0	10
0	0	0	0	0	09:15	9	1	0	0	0	0	0	10
0	0	0	0	0	09:30	7	3	0	0	0	0	0	10
0	0	0	0	0	09:45	4	1	0	0	0	0	0	5
0	0	0	0	0	P/TOT	79	24	3	0	4	0	0	110



DIFFERENCE					TIME	TO ARM B					TOT		
OGV2	PSV	MCL	PCL	TOT		CAR	LGV	OGV1	OGV2	PSV		MCL	PCL
0	0	0	-1	-1	16:00	7	3	1	0	0	0	1	12
0	0	0	0	0	16:15	17	2	1	0	0	0	0	20
0	0	0	1	1	16:30	13	2	0	0	0	0	0	15
0	0	0	0	-1	16:45	11	1	0	0	0	0	0	12
0	0	0	0	-1	17:00	14	4	0	0	0	0	0	18
0	0	0	0	2	17:15	23	1	0	0	0	0	0	24
0	0	0	0	1	17:30	14	2	0	0	0	0	0	16
0	0	0	0	-1	17:45	24	2	0	0	0	0	0	26
0	0	0	0	1	18:00	12	3	0	0	0	0	0	15
0	0	0	0	-2	18:15	14	1	0	0	0	1	0	16
0	0	0	0	0	18:30	8	0	0	0	0	0	0	8
0	0	0	0	2	18:45	15	0	0	0	0	0	0	15
0	0	0	0	1	P/TOT	172	21	2	0	0	1	1	197

Site 6

FROM ARM B							TOT	DIFFERENCE					
CAR	LGV	OGV1	OGV2	PSV	MCL	PCL		CAR	LGV	OGV1	OGV2	PSV	MCL
4	1	0	0	0	0	0	5	-2	1	0	0	0	0
4	0	1	0	1	0	0	6	0	0	1	0	-1	0
1	1	0	0	1	0	0	3	0	0	0	0	-1	0
1	1	0	0	0	0	0	2	-1	0	0	0	0	0
3	1	0	0	0	0	0	4	-2	0	0	0	0	0
4	1	0	0	0	0	0	5	0	1	0	0	0	0
0	1	0	0	0	0	0	1	0	-1	0	0	0	0
2	0	0	0	0	0	0	2	0	0	0	0	0	0
5	0	0	0	0	0	0	5	-1	1	0	0	0	0
4	1	0	0	0	0	0	5	0	-1	0	0	0	0
1	0	0	0	0	0	0	1	1	0	0	0	0	0
4	0	0	0	1	0	0	5	-1	1	0	0	-1	0
33	7	1	0	3	0	0	44	-6	2	1	0	-3	0

FROM ARM B							TOT	DIFFERENCE					
CAR	LGV	OGV1	OGV2	PSV	MCL	PCL		CAR	LGV	OGV1	OGV2	PSV	MCL
7	1	0	0	0	0	0	8	-1	0	0	0	0	0
5	0	0	0	1	0	0	6	-1	0	0	0	-1	0
11	0	0	0	0	0	0	11	1	0	0	0	0	0
11	1	0	0	0	0	0	12	0	-1	0	0	0	0
13	1	0	0	0	0	0	14	3	-1	0	0	0	0
12	0	0	0	0	0	0	12	0	0	0	0	0	0
8	1	0	0	1	0	0	10	0	0	0	0	0	0
12	1	0	0	0	0	0	13	1	0	0	0	0	0
12	0	0	0	0	0	0	12	-1	0	0	0	0	0
8	0	0	0	0	0	0	8	0	0	0	0	0	0
5	0	0	0	1	0	0	6	1	0	1	0	-1	0
4	0	0	0	0	0	0	4	0	0	0	0	0	0
108	5	0	0	3	0	0	116	3	-2	1	0	-2	0

Site 5

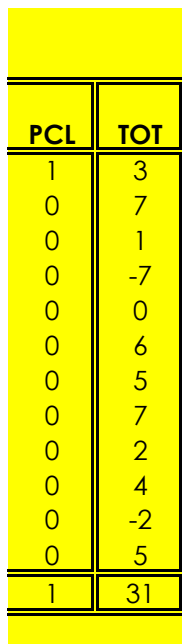
FROM ARM D							TOT	DIFFERENCE					
CAR	LGV	OGV1	OGV2	PSV	MCL	PCL		CAR	LGV	OGV1	OGV2	PSV	MCL
11	0	0	0	1	0	0	12	-7	1	1	0	-1	0
9	0	0	0	0	0	0	9	-2	3	0	0	0	0
11	0	0	0	2	0	0	13	-6	4	0	0	0	0
15	1	0	0	1	0	0	17	-3	1	0	0	0	0
12	0	0	0	1	0	0	13	-5	1	0	0	-1	0
10	4	0	0	0	0	0	14	-6	-2	0	0	0	0
21	1	1	0	1	0	0	24	-15	1	0	0	0	0
5	2	0	0	0	0	0	7	1	0	1	0	0	0
6	2	0	0	0	0	0	8	2	0	0	0	0	0
10	2	0	0	0	0	0	12	-1	-1	0	0	0	0
6	1	0	0	0	0	0	7	1	2	0	0	0	0
10	2	0	0	0	0	0	12	-6	-1	0	0	0	0
126	15	1	0	6	0	0	148	-47	9	2	0	-2	0

FROM ARM D							TOT	DIFFERENCE					
CAR	LGV	OGV1	OGV2	PSV	MCL	PCL		CAR	LGV	OGV1	OGV2	PSV	MCL
6	3	0	0	0	0	0	9	1	0	1	0	0	0
12	1	0	0	0	0	0	13	5	1	1	0	0	0
10	4	0	0	0	0	0	14	3	-2	0	0	0	0
17	2	0	0	0	0	0	19	-6	-1	0	0	0	0
13	4	0	0	1	0	0	18	1	0	0	0	-1	0
17	1	0	0	0	0	0	18	6	0	0	0	0	0
10	1	0	0	0	0	0	11	4	1	0	0	0	0
16	3	0	0	0	0	0	19	8	-1	0	0	0	0
12	1	0	0	0	0	0	13	0	2	0	0	0	0
11	0	0	0	0	1	0	12	3	1	0	0	0	0
9	0	0	0	1	0	0	10	-1	0	0	0	-1	0
10	0	0	0	0	0	0	10	5	0	0	0	0	0
143	20	0	0	2	1	0	166	29	1	2	0	-2	0

Site 3										Site 7			
PCL	TOT	TIME	TO ARM D							TOT	FRC		
			CAR	LGV	OGV1	OGV2	PSV	MCL	PCL		CAR	LGV	OGV1
0	-1	07:00	87	17	6	2	3	1	0	116	87	17	6
0	0	07:15	148	26	1	4	2	0	0	181	148	26	1
0	-1	07:30	160	20	3	5	2	0	0	190	160	20	3
0	-1	07:45	208	18	6	5	1	1	0	239	208	18	6
0	-2	08:00	185	18	7	2	0	1	0	213	185	18	7
0	1	08:15	244	21	4	2	4	0	0	275	244	21	4
0	-1	08:30	201	13	8	0	1	1	0	224	201	13	8
0	0	08:45	222	17	4	3	6	2	0	254	222	17	4
0	0	09:00	107	14	4	3	3	1	0	132	107	14	4
0	-1	09:15	90	17	3	2	2	1	0	115	90	17	3
0	1	09:30	66	17	5	6	0	0	0	94	66	17	5
0	-1	09:45	100	11	5	2	1	0	0	119	100	11	5
0	-6	P/TOT	1818	209	56	36	25	8	0	2152	1818	209	56

Site 3										Site 7			
PCL	TOT	TIME	TO ARM D							TOT	FRC		
			CAR	LGV	OGV1	OGV2	PSV	MCL	PCL		CAR	LGV	OGV1
0	-1	16:00	433	18	2	1	3	0	0	457	433	18	2
0	-2	16:15	152	30	2	4	2	1	0	191	152	30	2
0	1	16:30	163	29	8	2	3	0	2	207	163	29	8
0	-1	16:45	175	27	2	0	2	0	1	207	175	27	2
0	2	17:00	182	19	1	0	2	1	0	205	182	19	1
0	0	17:15	216	23	3	2	1	1	0	246	216	23	3
0	0	17:30	241	23	1	1	0	0	0	266	241	23	1
0	1	17:45	273	12	1	0	1	1	0	288	273	12	1
0	-1	18:00	198	14	2	2	2	0	0	218	198	14	2
0	0	18:15	188	12	2	0	1	1	1	205	188	12	2
0	1	18:30	174	9	2	3	2	1	0	191	174	9	2
0	0	18:45	131	10	0	1	3	0	0	145	131	10	0
0	0	P/TOT	2526	226	26	16	22	6	4	2826	2526	226	26

Site 5										Site 6			
PCL	TOT	TIME	TO ARM C							TOT	FRC		
			CAR	LGV	OGV1	OGV2	PSV	MCL	PCL		CAR	LGV	OGV1
0	-6	07:00	55	5	0	0	1	0	2	63	55	5	0
0	1	07:15	35	4	1	0	0	0	0	40	35	4	1
0	-2	07:30	59	4	0	0	0	0	1	64	56	4	0
0	-2	07:45	55	7	0	0	2	0	0	64	57	7	0
0	-5	08:00	63	2	0	0	1	1	1	68	64	2	0
0	-8	08:15	62	4	0	0	0	0	0	66	62	3	0
0	-14	08:30	88	2	0	0	0	0	1	91	88	3	0
0	2	08:45	32	2	0	0	1	0	0	35	32	2	0
0	2	09:00	31	3	0	0	0	0	0	34	31	2	0
0	-2	09:15	28	0	0	0	0	1	0	29	28	1	0
0	3	09:30	23	2	2	0	0	0	1	28	23	2	2
0	-7	09:45	23	1	0	0	1	0	0	25	23	1	0
0	-38	P/TOT	554	36	3	0	6	2	6	607	554	36	3



PCL	TOT	TIME	TO ARM C							TOT	FRC		
			CAR	LGV	OGV1	OGV2	PSV	MCL	PCL		CAR	LGV	OGV1
1	3	16:00	24	8	0	0	0	0	0	32	24	8	0
0	7	16:15	14	5	0	0	0	0	1	20	14	4	0
0	1	16:30	29	5	0	0	0	0	0	34	30	5	0
0	-7	16:45	24	1	0	0	1	1	0	27	24	1	0
0	0	17:00	25	6	1	0	1	2	0	35	25	6	1
0	6	17:15	36	3	0	0	0	0	0	39	36	3	0
0	5	17:30	24	5	0	0	0	0	0	29	24	5	0
0	7	17:45	27	3	0	0	2	0	0	32	27	3	0
0	2	18:00	19	3	0	0	0	0	0	22	19	3	0
0	4	18:15	25	2	0	0	0	0	0	27	25	2	0
0	-2	18:30	20	1	0	0	1	0	0	22	20	1	0
0	5	18:45	22	1	0	0	1	0	0	24	22	1	0
1	31	P/TOT	289	43	1	0	6	3	1	343	290	42	1

DM ARM B					DIFFERENCE								TIME
OGV2	PSV	MCL	PCL	TOT	CAR	LGV	OGV1	OGV2	PSV	MCL	PCL	TOT	
2	3	1	0	116	0	0	0	0	0	0	0	0	07:00
4	2	0	0	181	0	0	0	0	0	0	0	0	07:15
5	2	0	0	190	0	0	0	0	0	0	0	0	07:30
5	1	1	0	239	0	0	0	0	0	0	0	0	07:45
2	0	1	0	213	0	0	0	0	0	0	0	0	08:00
2	4	0	0	275	0	0	0	0	0	0	0	0	08:15
0	1	1	0	224	0	0	0	0	0	0	0	0	08:30
3	6	2	0	254	0	0	0	0	0	0	0	0	08:45
3	3	1	0	132	0	0	0	0	0	0	0	0	09:00
2	2	1	0	115	0	0	0	0	0	0	0	0	09:15
6	0	0	0	94	0	0	0	0	0	0	0	0	09:30
2	1	0	0	119	0	0	0	0	0	0	0	0	09:45
36	25	8	0	2152	0	0	0	0	0	0	0	0	P/TOT

DM ARM B					DIFFERENCE								TIME
OGV2	PSV	MCL	PCL	TOT	CAR	LGV	OGV1	OGV2	PSV	MCL	PCL	TOT	
1	3	0	0	457	0	0	0	0	0	0	0	0	16:00
4	2	1	0	191	0	0	0	0	0	0	0	0	16:15
2	3	0	2	207	0	0	0	0	0	0	0	0	16:30
0	2	0	0	206	0	0	0	0	0	0	1	1	16:45
0	2	1	0	205	0	0	0	0	0	0	0	0	17:00
2	1	1	0	246	0	0	0	0	0	0	0	0	17:15
1	0	0	0	266	0	0	0	0	0	0	0	0	17:30
0	1	1	0	288	0	0	0	0	0	0	0	0	17:45
2	2	0	0	218	0	0	0	0	0	0	0	0	18:00
0	1	1	1	205	0	0	0	0	0	0	0	0	18:15
3	2	1	0	191	0	0	0	0	0	0	0	0	18:30
1	3	0	0	145	0	0	0	0	0	0	0	0	18:45
16	22	6	3	2825	0	0	0	0	0	0	1	1	P/TOT

DM ARM A					DIFFERENCE								TIME
OGV2	PSV	MCL	PCL	TOT	CAR	LGV	OGV1	OGV2	PSV	MCL	PCL	TOT	
0	1	0	2	63	0	0	0	0	0	0	0	0	07:00
0	0	0	0	40	0	0	0	0	0	0	0	0	07:15
0	0	0	1	61	3	0	0	0	0	0	0	3	07:30
0	2	0	0	66	-2	0	0	0	0	0	0	-2	07:45
0	1	1	3	71	-1	0	0	0	0	0	-2	-3	08:00
0	0	0	2	67	0	1	0	0	0	0	-2	-1	08:15
0	0	0	0	91	0	-1	0	0	0	0	1	0	08:30
0	1	0	0	35	0	0	0	0	0	0	0	0	08:45
0	0	0	0	33	0	1	0	0	0	0	0	1	09:00
0	0	0	1	30	0	-1	0	0	0	1	-1	-1	09:15
0	0	1	1	29	0	0	0	0	0	-1	0	-1	09:30
0	1	0	0	25	0	0	0	0	0	0	0	0	09:45
0	6	2	10	611	0	0	0	0	0	0	-4	-4	P/TOT

DM ARM A					DIFFERENCE								TIME	
OGV2	PSV	MCL	PCL	TOT	CAR	LGV	OGV1	OGV2	PSV	MCL	PCL	TOT		
0	0	0	0	32	0	0	0	0	0	0	0	0	0	16:00
0	0	0	1	19	0	1	0	0	0	0	0	0	1	16:15
0	0	0	0	35	-1	0	0	0	0	0	0	-1	-1	16:30
0	1	1	1	28	0	0	0	0	0	0	-1	-1	-1	16:45
0	1	2	1	36	0	0	0	0	0	0	-1	-1	-1	17:00
0	0	0	0	39	0	0	0	0	0	0	0	0	0	17:15
0	0	0	0	29	0	0	0	0	0	0	0	0	0	17:30
0	2	0	2	34	0	0	0	0	0	0	-2	-2	-2	17:45
0	0	0	2	24	0	0	0	0	0	0	-2	-2	-2	18:00
0	0	0	0	27	0	0	0	0	0	0	0	0	0	18:15
0	1	0	0	22	0	0	0	0	0	0	0	0	0	18:30
0	1	0	0	24	0	0	0	0	0	0	0	0	0	18:45
0	6	3	7	349	-1	1	0	0	0	0	-6	-6	-6	P/TOT

Site 7

Site 6

TO ARM A							TOT	FROM ARM C					
CAR	LGV	OGV1	OGV2	PSV	MCL	PCL		CAR	LGV	OGV1	OGV2	PSV	MCL
4	0	1	0	1	0	0	6	3	0	1	0	1	0
6	3	0	0	1	0	0	10	6	3	0	0	1	0
3	4	0	0	1	0	0	8	3	4	0	0	1	0
18	1	0	0	1	0	0	20	17	2	0	0	1	0
11	0	1	0	0	0	0	12	10	0	1	0	0	0
16	2	0	0	2	0	0	20	16	1	0	0	2	0
15	1	0	0	0	0	0	16	15	0	0	0	0	0
25	2	0	0	0	0	0	27	27	3	0	0	0	0
15	0	0	0	1	0	0	16	10	0	0	0	1	0
8	2	0	0	0	0	0	10	13	2	0	0	0	0
7	1	1	0	0	0	0	9	5	2	1	0	0	0
6	0	0	0	0	0	0	6	6	1	0	0	0	0
134	16	3	0	7	0	0	160	131	18	3	0	7	0

TO ARM A							TOT	FROM ARM C					
CAR	LGV	OGV1	OGV2	PSV	MCL	PCL		CAR	LGV	OGV1	OGV2	PSV	MCL
15	2	0	1	1	0	0	19	607	1	1	1	1	0
24	3	0	1	0	0	0	28	22	4	0	1	0	0
29	8	0	0	0	0	2	39	27	10	0	0	0	0
25	3	0	0	0	0	0	28	24	2	0	0	0	0
32	1	0	0	1	0	0	34	29	3	0	0	1	0
30	3	0	0	0	0	0	33	32	2	0	0	0	0
39	1	1	0	0	0	0	41	38	2	1	0	0	0
51	0	0	0	0	0	0	51	47	3	0	0	0	0
33	0	0	0	1	0	0	34	32	0	0	0	1	0
26	3	0	0	0	0	1	30	27	3	0	0	0	0
24	0	0	0	0	0	0	24	22	1	0	0	0	0
17	1	0	0	0	0	0	18	17	1	0	0	0	0
345	25	1	2	3	0	3	379	924	32	2	2	3	0

Site 6

Site 4

TO ARM B							TOT	FROM ARM C					
CAR	LGV	OGV1	OGV2	PSV	MCL	PCL		CAR	LGV	OGV1	OGV2	PSV	MCL
25	3	0	0	1	0	0	29	25	3	0	0	1	0
14	1	0	0	0	0	0	15	14	1	0	0	0	0
26	0	0	0	0	0	0	26	25	0	0	0	0	0
27	3	0	0	1	0	0	31	27	3	0	0	1	0
42	1	0	0	1	0	0	44	42	1	0	0	1	0
21	1	0	0	0	0	0	22	22	1	0	0	0	0
25	1	0	0	0	0	0	26	26	1	0	0	0	0
15	1	0	0	0	0	0	16	14	1	0	0	0	0
7	0	0	0	0	0	0	7	8	0	0	0	0	0
11	1	0	0	0	0	0	12	9	1	0	0	0	0
8	1	0	0	0	0	0	9	6	1	0	0	0	0
6	1	0	0	0	0	0	7	9	1	0	0	0	0
227	14	0	0	3	0	0	244	227	14	0	0	3	0

TO ARM B							TOT	FROM ARM C					
CAR	LGV	OGV1	OGV2	PSV	MCL	PCL		CAR	LGV	OGV1	OGV2	PSV	MCL
6	2	0	0	0	0	0	8	6	2	0	0	0	0
4	0	0	0	0	0	0	4	4	0	0	0	0	0
8	3	0	0	0	0	0	11	8	3	0	0	0	0
4	1	0	0	0	0	0	5	4	1	0	0	0	0
11	3	0	0	1	0	0	15	11	3	0	0	1	0
14	1	0	0	0	0	0	15	14	1	0	0	0	0
16	5	0	0	0	0	0	21	16	5	0	0	0	0
6	1	0	0	1	0	0	8	6	1	0	0	1	0
7	1	0	0	0	0	0	8	6	1	0	0	0	0
6	0	0	0	0	0	0	6	6	0	0	0	0	0
3	0	0	0	1	0	0	4	4	0	0	0	1	0
4	0	0	0	0	0	0	4	4	0	0	0	0	0
89	17	0	0	3	0	0	109	89	17	0	0	3	0

Site 6

PCL	TOT	DIFFERENCE								TIME	TC		
		CAR	LGV	OGV1	OGV2	PSV	MCL	PCL	TOT		CAR	LGV	OGV1
0	5	1	0	0	0	0	0	0	1	07:00	6	1	1
0	10	0	0	0	0	0	0	0	0	07:15	10	3	1
0	8	0	0	0	0	0	0	0	0	07:30	4	5	0
0	20	1	-1	0	0	0	0	0	0	07:45	16	3	0
0	11	1	0	0	0	0	0	0	1	08:00	12	1	1
0	19	0	1	0	0	0	0	0	1	08:15	20	2	0
0	15	0	1	0	0	0	0	0	1	08:30	15	1	0
0	30	-2	-1	0	0	0	0	0	-3	08:45	28	3	0
0	11	5	0	0	0	0	0	0	5	09:00	14	0	0
0	15	-5	0	0	0	0	0	0	-5	09:15	17	2	0
0	8	2	-1	0	0	0	0	0	1	09:30	5	1	1
0	7	0	-1	0	0	0	0	0	-1	09:45	9	1	0
0	159	3	-2	0	0	0	0	0	1	P/TOT	156	23	4

PCL	TOT	DIFFERENCE								TIME	TC		
		CAR	LGV	OGV1	OGV2	PSV	MCL	PCL	TOT		CAR	LGV	OGV1
0	611	-592	1	-1	0	0	0	0	-592	16:00	613	2	1
1	28	2	-1	0	0	0	0	-1	0	16:15	26	4	0
1	38	2	-2	0	0	0	0	1	1	16:30	37	9	0
1	27	1	1	0	0	0	0	-1	1	16:45	35	3	0
3	36	3	-2	0	0	0	0	-3	-2	17:00	42	4	0
0	34	-2	1	0	0	0	0	0	-1	17:15	44	2	0
1	42	1	-1	0	0	0	0	-1	-1	17:30	46	3	1
0	50	4	-3	0	0	0	0	0	1	17:45	58	4	0
0	33	1	0	0	0	0	0	0	1	18:00	43	0	0
1	31	-1	0	0	0	0	0	0	-1	18:15	35	3	0
1	24	2	-1	0	0	0	0	-1	0	18:30	27	1	0
0	18	0	0	0	0	0	0	0	0	18:45	21	1	0
9	972	-579	-7	-1	0	0	0	-6	-593	P/TOT	1027	36	2

Site 4

PCL	TOT	DIFFERENCE								TIME	TC		
		CAR	LGV	OGV1	OGV2	PSV	MCL	PCL	TOT		CAR	LGV	OGV1
0	29	0	0	0	0	0	0	0	0	07:00	68	17	3
0	15	0	0	0	0	0	0	0	0	07:15	135	23	3
0	25	1	0	0	0	0	0	0	1	07:30	125	26	4
0	31	0	0	0	0	0	0	0	0	07:45	171	24	6
0	44	0	0	0	0	0	0	0	0	08:00	184	23	4
0	23	-1	0	0	0	0	0	0	-1	08:15	178	20	5
0	27	-1	0	0	0	0	0	0	-1	08:30	139	16	14
0	15	1	0	0	0	0	0	0	1	08:45	127	16	4
0	8	-1	0	0	0	0	0	0	-1	09:00	77	15	5
0	10	2	0	0	0	0	0	0	2	09:15	76	9	4
0	7	2	0	0	0	0	0	0	2	09:30	54	14	2
0	10	-3	0	0	0	0	0	0	-3	09:45	63	9	5
0	244	0	0	0	0	0	0	0	0	P/TOT	1397	212	59

PCL	TOT	DIFFERENCE							TOT	TIME	TC		
		CAR	LGV	OGV1	OGV2	PSV	MCL	PCL			CAR	LGV	OGV1
0	8	0	0	0	0	0	0	0	0	16:00	63	11	1
0	4	0	0	0	0	0	0	0	0	16:15	78	19	2
0	11	0	0	0	0	0	0	0	0	16:30	82	10	8
0	5	0	0	0	0	0	0	0	0	16:45	84	11	3
0	15	0	0	0	0	0	0	0	0	17:00	96	19	0
0	15	0	0	0	0	0	0	0	0	17:15	123	10	0
0	21	0	0	0	0	0	0	0	0	17:30	105	9	1
0	8	0	0	0	0	0	0	0	0	17:45	128	4	2
0	7	1	0	0	0	0	0	0	1	18:00	96	6	2
0	6	0	0	0	0	0	0	0	0	18:15	98	9	2
0	5	-1	0	0	0	0	0	0	-1	18:30	68	2	1
0	4	0	0	0	0	0	0	0	0	18:45	55	6	0
0	109	0	0	0	0	0	0	0	0	P/TOT	1076	116	22

Site 5

D ARM A				TOT	FROM ARM C								TOT	CAR
OGV2	PSV	MCL	PCL		CAR	LGV	OGV1	OGV2	PSV	MCL	PCL			
0	1	0	0	9	6	1	1	0	1	0	0	9	0	
0	2	0	0	16	10	3	1	0	2	0	0	16	0	
0	2	0	0	11	3	5	0	0	2	0	0	10	1	
0	1	0	0	20	17	3	0	0	1	0	0	21	-1	
0	0	0	0	14	11	1	1	0	0	0	0	13	1	
0	2	0	0	24	21	2	0	0	2	0	0	25	-1	
0	0	0	0	16	15	1	0	0	0	0	0	16	0	
0	0	0	0	31	28	3	0	0	0	0	0	31	0	
0	1	0	0	15	14	0	0	0	1	0	0	15	0	
0	0	0	0	19	16	2	0	0	0	0	0	18	1	
0	0	0	0	7	6	1	1	0	0	0	0	8	-1	
0	0	0	0	10	9	1	0	0	0	0	0	10	0	
0	9	0	0	192	156	23	4	0	9	0	0	192	0	

D ARM A				TOT	FROM ARM C								TOT	CAR
OGV2	PSV	MCL	PCL		CAR	LGV	OGV1	OGV2	PSV	MCL	PCL			
1	1	0	0	618	23	2	1	1	1	0	0	28	590	
1	1	0	1	33	26	4	0	1	1	0	0	32	0	
0	0	0	1	47	37	9	0	0	0	0	1	47	0	
0	0	0	1	39	35	3	0	0	0	0	1	39	0	
0	1	0	3	50	42	4	0	0	1	0	0	47	0	
0	0	0	0	46	43	2	0	0	0	0	0	45	1	
0	1	0	1	52	46	4	1	0	1	0	0	52	0	
0	0	0	0	62	58	4	0	0	0	0	0	62	0	
0	1	0	0	44	44	0	0	0	1	0	0	45	-1	
0	0	0	1	39	35	3	0	0	0	0	0	38	0	
0	1	0	1	30	27	1	0	0	1	0	0	29	0	
0	0	0	0	22	21	1	0	0	0	0	0	22	0	
2	6	0	9	1082	437	37	2	2	6	0	2	486	590	

Site 3

D ARM B				TOT	FROM ARM A								TOT	CAR
OGV2	PSV	MCL	PCL		CAR	LGV	OGV1	OGV2	PSV	MCL	PCL			
2	1	0	0	91	68	17	3	2	1	0	0	91	0	
4	1	0	0	166	127	23	2	4	1	0	0	157	8	
6	0	0	0	161	132	25	4	6	0	0	0	167	-7	
6	1	1	0	209	165	25	6	6	1	1	0	204	6	
2	0	0	0	213	174	22	5	2	0	0	0	203	10	
2	1	0	0	206	200	21	6	2	1	0	0	230	-22	
1	1	1	0	172	139	17	12	1	1	0	0	170	0	
2	4	2	0	155	126	17	5	2	4	2	0	156	1	
2	1	0	0	100	77	15	4	2	0	1	0	99	0	
2	0	1	0	92	73	11	5	2	1	1	0	93	3	
6	0	0	0	76	47	11	2	6	0	0	0	66	7	
2	0	0	0	79	70	11	5	2	0	0	0	88	-7	
37	10	5	0	1720	1398	215	59	37	10	5	0	1724	-1	

ARM B				FROM ARM A									
OGV2	PSV	MCL	PCL	TOT	CAR	LGV	OGV1	OGV2	PSV	MCL	PCL	TOT	CAR
0	1	0	0	76	68	10	1	0	1	0	0	80	-5
2	2	0	0	103	76	18	2	2	1	0	0	99	2
2	1	0	0	103	77	11	8	2	2	0	0	100	5
1	2	0	0	101	91	12	2	0	2	0	0	107	-7
0	0	1	0	116	96	19	0	0	0	1	0	116	0
2	0	1	0	136	111	9	0	2	0	1	0	123	12
1	0	0	0	116	104	6	0	1	0	0	0	111	1
0	0	0	0	134	134	8	2	0	0	0	0	144	-6
2	1	0	0	107	101	6	4	2	1	0	0	114	-5
0	0	1	0	110	94	9	2	0	0	1	0	106	4
3	1	0	0	75	66	4	2	3	1	0	0	76	2
1	2	0	0	64	57	6	0	1	2	0	0	66	-2
14	10	3	0	1241	1075	118	23	13	10	3	0	1242	1

not 100% - roads in be

Site 5

DIFFERENCE							TOT	TIME	TO ARM D					
LGV	OGV1	OGV2	PSV	MCL	PCL	CAR			LGV	OGV1	OGV2	PSV	MCL	
0	0	0	0	0	0	0	0	07:00	4	1	1	0	1	0
0	0	0	0	0	0	0	0	07:15	5	2	1	0	0	0
0	0	0	0	0	0	0	1	07:30	1	0	0	0	2	0
0	0	0	0	0	0	0	-1	07:45	6	2	0	0	0	0
0	0	0	0	0	0	0	1	08:00	1	1	1	0	0	0
0	0	0	0	0	0	0	-1	08:15	4	1	1	0	1	0
0	0	0	0	0	0	0	0	08:30	2	1	0	0	0	0
0	0	0	0	0	0	0	0	08:45	5	1	0	0	0	0
0	0	0	0	0	0	0	0	09:00	4	1	0	0	0	0
0	0	0	0	0	0	0	1	09:15	2	1	0	0	0	0
0	0	0	0	0	0	0	-1	09:30	3	1	0	0	0	0
0	0	0	0	0	0	0	0	09:45	4	0	0	0	0	0
0	0	0	0	0	0	0	0	P/TOT	41	12	4	0	4	0

DIFFERENCE							TOT	TIME	TO ARM D					
LGV	OGV1	OGV2	PSV	MCL	PCL	CAR			LGV	OGV1	OGV2	PSV	MCL	
0	0	0	0	0	0	0	590	16:00	8	1	0	0	1	0
0	0	0	0	0	1	1	1	16:15	3	0	0	1	1	0
0	0	0	0	0	0	0	0	16:30	13	0	0	0	1	0
0	0	0	0	0	0	0	0	16:45	8	2	0	0	0	0
0	0	0	0	0	3	3	3	17:00	7	0	0	0	1	0
0	0	0	0	0	0	0	1	17:15	8	1	0	0	0	0
-1	0	0	0	0	1	0	0	17:30	11	0	1	0	1	0
0	0	0	0	0	0	0	0	17:45	15	2	0	0	0	0
0	0	0	0	0	0	0	-1	18:00	7	0	0	0	1	0
0	0	0	0	0	1	1	1	18:15	5	0	0	0	0	0
0	0	0	0	0	1	1	1	18:30	11	0	0	0	1	0
0	0	0	0	0	0	0	0	18:45	7	1	0	0	0	0
-1	0	0	0	0	7	7	596	P/TOT	103	7	1	1	7	0

Site 6

DIFFERENCE							TOT	TIME	TO ARM C					
LGV	OGV1	OGV2	PSV	MCL	PCL	CAR			LGV	OGV1	OGV2	PSV	MCL	
0	0	0	0	0	0	0	0	07:00	31	2	0	0	0	0
0	1	0	0	0	0	0	9	07:15	21	3	1	0	0	0
1	0	0	0	0	0	0	-6	07:30	30	4	0	0	0	0
-1	0	0	0	0	0	0	5	07:45	32	4	0	0	1	0
1	-1	0	0	0	0	0	10	08:00	23	1	0	0	0	1
-1	-1	0	0	0	0	0	-24	08:15	41	2	0	0	0	0
-1	2	0	0	1	0	0	2	08:30	63	2	0	0	0	0
-1	-1	0	0	0	0	0	-1	08:45	18	1	0	0	1	0
0	1	0	1	-1	0	0	1	09:00	25	2	0	0	0	0
-2	-1	0	-1	0	0	0	-1	09:15	17	1	0	0	0	0
3	0	0	0	0	0	0	10	09:30	16	2	2	0	0	1
-2	0	0	0	0	0	0	-9	09:45	18	0	0	0	2	0
-3	0	0	0	0	0	0	-4	P/TOT	335	24	3	0	4	2

DIFFERENCE							TOT	TIME	TO ARM C				
LGV	OGV1	OGV2	PSV	MCL	PCL	CAR			LGV	OGV1	OGV2	PSV	MCL
1	0	0	0	0	0	-4	16:00	19	6	0	0	0	0
1	0	0	1	0	0	4	16:15	11	4	0	0	0	0
-1	0	0	-1	0	0	3	16:30	23	3	0	0	0	0
-1	1	1	0	0	0	-6	16:45	20	0	0	0	1	1
0	0	0	0	0	0	0	17:00	14	3	1	0	0	2
1	0	0	0	0	0	13	17:15	22	2	0	0	0	0
3	1	0	0	0	0	5	17:30	8	0	0	0	0	0
-4	0	0	0	0	0	-10	17:45	22	2	0	0	1	0
0	-2	0	0	0	0	-7	18:00	13	2	0	0	0	0
0	0	0	0	0	0	4	18:15	19	2	0	0	0	0
-2	-1	0	0	0	0	-1	18:30	17	1	0	0	0	0
0	0	0	0	0	0	-2	18:45	18	1	0	0	1	0
-2	-1	1	0	0	0	-1	P/TOT	206	26	1	0	3	3

etween

Site 9

PCL	TOT	FROM ARM B							TOT	DIFFERENCE			
		CAR	LGV	OGV1	OGV2	PSV	MCL	PCL		CAR	LGV	OGV1	OGV2
0	7	6	0	0	0	1	0	0	7	-2	1	1	0
0	8	2	2	1	0	1	0	0	6	3	0	0	0
0	3	8	1	0	0	0	0	0	9	-7	-1	0	0
0	8	11	1	3	0	1	0	0	16	-5	1	-3	0
0	3	6	0	0	0	0	0	1	7	-5	1	1	0
0	7	6	2	1	0	1	1	0	11	-2	-1	0	0
0	3	11	0	1	0	0	0	0	12	-9	1	-1	0
0	6	10	0	0	0	0	0	0	10	-5	1	0	0
0	5	7	2	0	0	0	0	0	9	-3	-1	0	0
0	3	2	0	0	0	0	0	0	2	0	1	0	0
0	4	1	0	0	0	0	0	0	1	2	1	0	0
0	4	5	1	0	0	0	0	0	6	-1	-1	0	0
0	61	75	9	6	0	4	1	1	96	-34	3	-2	0

PCL	TOT	FROM ARM B							TOT	DIFFERENCE			
		CAR	LGV	OGV1	OGV2	PSV	MCL	PCL		CAR	LGV	OGV1	OGV2
0	10	5	3	1	0	0	0	0	9	3	-2	-1	0
0	5	8	2	1	1	1	0	0	13	-5	-2	-1	0
1	15	4	4	0	0	1	0	0	9	9	-4	0	0
0	10	9	3	0	0	0	0	0	12	-1	-1	0	0
1	9	6	1	0	0	0	0	0	7	1	-1	0	0
0	9	8	2	0	0	1	0	0	11	0	-1	0	0
0	13	4	0	0	0	0	0	0	4	7	0	1	0
0	17	8	1	1	0	1	0	0	11	7	1	-1	0
0	8	4	0	0	0	0	0	0	4	3	0	0	0
0	5	6	0	0	0	1	0	0	7	-1	0	0	0
0	12	6	2	0	0	0	0	0	8	5	-2	0	0
0	8	5	1	0	0	0	0	0	6	2	0	0	0
2	121	73	19	3	1	5	0	0	101	30	-12	-2	0

Site 7

PCL	TOT	FROM ARM A							TOT	DIFFERENCE			
		CAR	LGV	OGV1	OGV2	PSV	MCL	PCL		CAR	LGV	OGV1	OGV2
2	35	32	3	0	0	0	0	0	35	-1	-1	0	0
0	25	21	3	1	0	0	0	0	25	0	0	0	0
1	35	31	3	0	0	0	0	1	35	-1	1	0	0
0	37	32	4	0	0	1	0	0	37	0	0	0	0
3	28	21	1	0	0	0	1	0	23	2	0	0	0
2	45	40	4	0	0	0	0	0	44	1	-2	0	0
0	65	62	2	0	0	0	0	0	64	1	0	0	0
0	20	18	1	0	0	1	0	0	20	0	0	0	0
0	27	25	1	0	0	0	0	0	26	0	1	0	0
1	19	16	0	0	0	0	1	0	17	1	1	0	0
1	22	17	2	2	0	0	0	0	21	-1	0	0	0
0	20	18	0	0	0	1	0	0	19	0	0	0	0
10	378	333	24	3	0	3	2	1	366	2	0	0	0

PCL	TOT	FROM ARM A							TOT	DIFFERENCE			
		CAR	LGV	OGV1	OGV2	PSV	MCL	PCL		CAR	LGV	OGV1	OGV2
0	25	19	5	0	0	0	0	0	24	0	1	0	0
1	16	11	4	0	0	0	0	1	16	0	0	0	0
0	26	24	4	0	0	0	0	0	28	-1	-1	0	0
1	23	19	0	0	0	1	1	0	21	1	0	0	0
1	21	14	3	0	0	0	2	1	20	0	0	1	0
0	24	22	2	0	0	0	0	0	24	0	0	0	0
0	8	9	1	0	0	0	0	0	10	-1	-1	0	0
2	27	22	1	0	0	1	0	0	24	0	1	0	0
2	17	13	3	0	0	0	0	2	18	0	-1	0	0
0	21	19	3	0	0	0	0	0	22	0	-1	0	0
0	18	17	1	0	0	0	0	0	18	0	0	0	0
0	20	18	0	0	0	1	0	0	19	0	1	0	0
7	246	207	27	0	0	3	3	4	244	-1	-1	1	0

				Site 9									Site 8	
CE				TIME	TO ARM C								TOT	CAR
PSV	MCL	PCL	TOT		CAR	LGV	OGV1	OGV2	PSV	MCL	PCL	TOT		
0	0	0	0	07:00	113	23	10	0	1	0	0	147	111	
-1	0	0	2	07:15	150	24	5	1	3	0	0	183	150	
2	0	0	-6	07:30	182	19	6	1	1	0	0	209	174	
-1	0	0	-8	07:45	154	17	3	5	0	1	0	180	159	
0	0	-1	-4	08:00	143	10	6	5	1	0	1	166	143	
0	-1	0	-4	08:15	163	17	8	3	4	3	0	198	150	
0	0	0	-9	08:30	159	11	5	4	0	0	0	179	171	
0	0	0	-4	08:45	154	15	7	0	1	1	0	178	154	
0	0	0	-4	09:00	115	9	2	3	1	0	0	130	110	
0	0	0	1	09:15	98	13	3	5	2	0	0	121	100	
0	0	0	3	09:30	93	14	6	3	0	0	0	116	93	
0	0	0	-2	09:45	86	12	5	4	1	1	0	109	86	
0	-1	-1	-35	P/TOT	1610	184	66	34	15	6	1	1916	1601	

CE				TIME	TO ARM C								TOT	CAR
PSV	MCL	PCL	TOT		CAR	LGV	OGV1	OGV2	PSV	MCL	PCL	TOT		
1	0	0	1	16:00	90	15	2	2	3	0	0	112	91	
0	0	0	-8	16:15	92	10	1	2	2	0	0	107	92	
0	0	1	6	16:30	87	19	1	4	2	1	0	114	84	
0	0	0	-2	16:45	106	17	5	0	0	0	0	128	108	
1	0	1	2	17:00	122	14	1	1	2	0	0	140	118	
-1	0	0	-2	17:15	110	9	2	3	3	0	0	127	113	
1	0	0	9	17:30	126	7	1	2	1	0	0	137	126	
-1	0	0	6	17:45	121	8	3	1	1	0	0	134	126	
1	0	0	4	18:00	104	8	0	3	0	0	0	115	100	
-1	0	0	-2	18:15	114	2	2	1	3	1	0	123	113	
1	0	0	4	18:30	78	11	0	1	0	0	0	90	78	
0	0	0	2	18:45	94	4	1	1	0	1	0	101	91	
2	0	2	20	P/TOT	1244	124	19	21	17	3	0	1428	1240	

				Site 7									Site 3	
CE				TIME	TO ARM B								TOT	CAR
PSV	MCL	PCL	TOT		CAR	LGV	OGV1	OGV2	PSV	MCL	PCL	TOT		
0	0	2	0	07:00	135	32	6	2	4	0	0	179	135	
0	0	0	0	07:15	159	32	3	2	7	0	0	203	159	
0	0	0	0	07:30	176	31	3	3	3	0	0	216	176	
0	0	0	0	07:45	204	18	4	1	4	0	0	231	204	
0	0	3	5	08:00	168	32	1	1	1	0	0	203	168	
0	0	2	1	08:15	160	13	5	0	1	0	0	179	160	
0	0	0	1	08:30	214	14	6	6	0	0	0	240	214	
0	0	0	0	08:45	173	33	3	0	3	0	0	212	173	
0	0	0	1	09:00	147	16	0	2	2	0	1	168	147	
0	-1	1	2	09:15	114	18	5	4	1	0	0	142	114	
0	1	1	1	09:30	82	18	6	4	0	0	0	110	82	
1	0	0	1	09:45	103	15	8	2	2	0	0	130	103	
1	0	9	12	P/TOT	1835	272	50	27	28	0	1	2213	1835	



CE				TIME	TO ARM B								TOT	CAR
PSV	MCL	PCL	TOT		CAR	LGV	OGV1	OGV2	PSV	MCL	PCL			
0	0	0	1	16:00	481	25	2	0	1	0	0	509	481	
0	0	0	0	16:15	133	23	1	2	0	2	0	161	133	
0	0	0	-2	16:30	176	30	1	3	2	2	0	214	176	
0	0	1	2	16:45	173	31	4	2	1	1	0	212	173	
0	0	0	1	17:00	228	21	1	1	1	3	1	256	228	
0	0	0	0	17:15	258	14	4	3	0	1	0	280	258	
0	0	0	-2	17:30	232	26	0	0	1	0	0	259	232	
0	0	2	3	17:45	184	18	1	2	2	1	0	208	184	
0	0	0	-1	18:00	183	13	0	0	0	2	1	199	183	
0	0	0	-1	18:15	166	10	1	1	0	0	0	178	166	
0	0	0	0	18:30	137	10	1	3	1	0	0	152	137	
0	0	0	1	18:45	133	9	0	1	2	0	0	145	133	
0	0	3	2	P/TOT	2484	230	16	18	11	12	2	2773	2484	



FROM ARM A						TOT	DIFFERENCE						
LGV	OGV1	OGV2	PSV	MCL	PCL		CAR	LGV	OGV1	OGV2	PSV	MCL	PCL
23	9	0	2	0	1	146	2	0	1	0	-1	0	-1
28	6	1	2	0	0	187	0	-4	-1	0	1	0	0
16	6	2	1	0	0	199	8	3	0	-1	0	0	0
21	3	4	0	1	0	188	-5	-4	0	1	0	0	0
10	6	5	1	0	0	165	0	0	0	0	0	0	1
16	7	3	4	2	0	182	13	1	1	0	0	1	0
13	6	3	0	0	0	193	-12	-2	-1	1	0	0	0
15	7	1	1	1	0	179	0	0	0	-1	0	0	0
11	1	3	1	0	0	126	5	-2	1	0	0	0	0
14	4	5	2	0	0	125	-2	-1	-1	0	0	0	0
14	6	3	0	0	0	116	0	0	0	0	0	0	0
12	5	3	1	1	0	108	0	0	0	1	0	0	0
193	66	33	15	5	1	1914	9	-9	0	1	0	1	0

FROM ARM A						TOT	DIFFERENCE						
LGV	OGV1	OGV2	PSV	MCL	PCL		CAR	LGV	OGV1	OGV2	PSV	MCL	PCL
16	2	2	3	0	0	114	-1	-1	0	0	0	0	0
10	1	2	2	0	0	107	0	0	0	0	0	0	0
19	1	4	2	1	0	111	3	0	0	0	0	0	0
18	4	0	0	0	0	130	-2	-1	1	0	0	0	0
14	1	1	2	0	0	136	4	0	0	0	0	0	0
9	3	3	3	0	0	131	-3	0	-1	0	0	0	0
7	1	2	1	0	0	137	0	0	0	0	0	0	0
9	1	1	1	0	0	138	-5	-1	2	0	0	0	0
8	0	2	0	0	0	110	4	0	0	1	0	0	0
4	2	2	3	1	0	125	1	-2	0	-1	0	0	0
11	1	1	0	0	0	91	0	0	-1	0	0	0	0
4	1	1	0	1	0	98	3	0	0	0	0	0	0
129	18	21	17	3	0	1428	4	-5	1	0	0	0	0

FROM ARM D						TOT	DIFFERENCE						
LGV	OGV1	OGV2	PSV	MCL	PCL		CAR	LGV	OGV1	OGV2	PSV	MCL	PCL
32	6	2	4	0	0	179	0	0	0	0	0	0	0
32	3	2	7	0	0	203	0	0	0	0	0	0	0
31	3	3	3	0	0	216	0	0	0	0	0	0	0
18	4	1	4	0	0	231	0	0	0	0	0	0	0
32	1	1	1	0	1	204	0	0	0	0	0	0	-1
13	5	0	1	0	0	179	0	0	0	0	0	0	0
14	6	6	0	0	0	240	0	0	0	0	0	0	0
33	3	0	3	0	0	212	0	0	0	0	0	0	0
16	0	2	2	0	0	167	0	0	0	0	0	0	1
18	5	4	1	0	0	142	0	0	0	0	0	0	0
18	6	4	0	0	0	110	0	0	0	0	0	0	0
15	8	2	2	0	0	130	0	0	0	0	0	0	0
272	50	27	28	0	1	2213	0	0	0	0	0	0	0

FROM ARM D						TOT	DIFFERENCE						
LGV	OGV1	OGV2	PSV	MCL	PCL		CAR	LGV	OGV1	OGV2	PSV	MCL	PCL
25	2	0	1	0	0	509	0	0	0	0	0	0	0
23	1	2	0	2	0	161	0	0	0	0	0	0	0
30	1	3	2	2	0	214	0	0	0	0	0	0	0
31	4	2	1	1	0	212	0	0	0	0	0	0	0
21	1	1	1	3	1	256	0	0	0	0	0	0	0
14	4	3	0	1	0	280	0	0	0	0	0	0	0
26	0	0	1	0	0	259	0	0	0	0	0	0	0
18	1	2	2	1	0	208	0	0	0	0	0	0	0
13	0	0	0	2	0	198	0	0	0	0	0	0	1
10	1	1	0	0	0	178	0	0	0	0	0	0	0
10	1	3	1	0	0	152	0	0	0	0	0	0	0
9	0	1	2	0	0	145	0	0	0	0	0	0	0
230	16	18	11	12	1	2772	0	0	0	0	0	0	1

Site 8

Site 10

TOT	TIME	TO ARM D							TOT	FROM ARM			
		CAR	LGV	OGV1	OGV2	PSV	MCL	PCL		CAR	LGV	OGV1	OGV2
1	07:00	121	19	8	2	2	1	1	154	121	19	8	2
-4	07:15	165	32	4	4	0	0	0	205	165	32	4	4
10	07:30	218	20	7	7	0	0	0	252	218	20	7	7
-8	07:45	238	31	7	8	0	2	0	286	238	30	7	8
1	08:00	221	24	9	6	0	2	0	262	221	24	9	6
16	08:15	288	25	6	6	0	2	0	327	288	25	6	6
-14	08:30	250	24	12	4	2	0	0	292	251	24	12	4
-1	08:45	240	20	11	4	5	3	0	283	241	20	11	4
4	09:00	147	21	4	5	3	0	0	180	147	21	4	5
-4	09:15	98	18	6	6	2	2	0	132	98	18	6	6
0	09:30	89	19	9	8	0	0	0	125	89	19	9	8
1	09:45	109	18	6	7	0	1	0	141	109	17	6	7
2	P/TOT	2184	271	89	67	14	13	1	2639	2186	269	89	67

TOT	TIME	TO ARM D							TOT	FROM ARM			
		CAR	LGV	OGV1	OGV2	PSV	MCL	PCL		CAR	LGV	OGV1	OGV2
-2	16:00	103	14	5	2	3	1	0	128	103	14	5	2
0	16:15	100	26	2	4	2	0	1	135	100	26	2	4
3	16:30	111	14	5	6	3	1	0	140	111	14	5	6
-2	16:45	121	20	4	0	2	0	0	147	121	20	4	0
4	17:00	106	22	2	2	1	0	0	133	105	22	2	2
-4	17:15	141	14	1	4	2	2	0	164	142	14	1	4
0	17:30	155	16	1	3	0	0	0	175	155	16	1	3
-4	17:45	166	15	1	2	0	0	0	184	166	15	1	2
5	18:00	125	10	1	2	1	0	0	139	125	10	1	2
-2	18:15	123	8	2	2	1	1	0	137	123	8	2	2
-1	18:30	110	13	1	4	2	1	0	131	109	13	1	4
3	18:45	111	8	3	2	2	1	0	127	111	8	3	2
0	P/TOT	1472	180	28	33	19	7	1	1740	1471	180	28	33

not 100% - roads in between

Site 3

Site 2

TOT	TIME	TO ARM B							TOT	FROM ARM			
		CAR	LGV	OGV1	OGV2	PSV	MCL	PCL		CAR	LGV	OGV1	OGV2
0	07:00	105	23	1	0	0	0	0	129	133	25	3	0
0	07:15	129	19	2	0	3	0	0	153	165	19	1	1
0	07:30	140	20	3	2	1	0	0	166	185	21	2	2
0	07:45	151	17	3	0	4	0	0	175	180	14	3	0
-1	08:00	142	32	2	0	0	0	0	176	171	18	1	0
0	08:15	114	12	6	0	0	0	0	132	144	14	2	0
0	08:30	133	10	4	1	2	0	0	150	152	11	4	1
0	08:45	126	24	3	0	3	0	0	156	136	17	1	0
1	09:00	105	16	1	0	0	0	0	122	97	17	0	0
0	09:15	86	15	0	2	0	0	0	103	99	8	1	2
0	09:30	64	12	4	1	0	0	0	81	76	13	1	1
0	09:45	87	9	4	1	1	0	0	102	98	6	3	1
0	P/TOT	1382	209	33	7	14	0	0	1645	1636	183	22	8

TOT	TIME	TO ARM B							TOT	FROM ARM			
		CAR	LGV	OGV1	OGV2	PSV	MCL	PCL		CAR	LGV	OGV1	OGV2
0	16:00	106	9	0	0	0	0	0	115	91	9	0	0
0	16:15	91	15	1	0	0	1	0	108	80	7	1	0
0	16:30	120	14	1	0	1	2	0	138	100	17	1	0
0	16:45	118	13	0	0	1	1	0	133	106	11	0	0
0	17:00	162	17	0	0	0	3	0	182	123	10	0	0
0	17:15	166	10	3	0	0	1	0	180	144	9	3	0
0	17:30	168	12	0	0	1	0	0	181	146	10	0	0
0	17:45	147	10	0	0	1	1	0	159	119	9	1	0
1	18:00	143	10	0	0	0	1	0	154	108	11	0	0
0	18:15	118	6	1	0	0	0	0	125	90	5	1	0
0	18:30	89	6	0	0	0	0	0	95	74	6	0	0
0	18:45	98	6	0	0	1	0	0	105	74	7	0	0
1	P/TOT	1526	128	6	0	5	10	0	1675	1255	111	7	0

Site 10

A	A	PSV	MCL	PCL	TOT	DIFFERENCE						TOT	TIME	CAR
						CAR	LGV	OGV1	OGV2	PSV	MCL			
2	1	0	153	0	0	0	0	0	0	0	1	1	07:00	114
0	0	0	205	0	0	0	0	0	0	0	0	0	07:15	144
0	0	1	253	0	0	0	0	0	0	0	-1	-1	07:30	170
0	2	0	285	0	1	0	0	0	0	0	0	1	07:45	165
0	1	0	261	0	0	0	0	0	0	1	0	1	08:00	154
0	2	0	327	0	0	0	0	0	0	0	0	0	08:15	211
2	0	0	293	-1	0	0	0	0	0	0	0	-1	08:30	220
5	2	0	283	-1	0	0	0	0	0	1	0	0	08:45	184
3	1	0	181	0	0	0	0	0	0	-1	0	-1	09:00	125
2	2	0	132	0	0	0	0	0	0	0	0	0	09:15	82
0	2	0	127	0	0	0	0	0	0	-2	0	-2	09:30	83
0	0	0	139	0	1	0	0	0	0	1	0	2	09:45	109
14	13	1	2639	-2	2	0	0	0	0	0	0	0	P/TOT	1761

A	A	PSV	MCL	PCL	TOT	DIFFERENCE						TOT	TIME	CAR
						CAR	LGV	OGV1	OGV2	PSV	MCL			
3	1	0	128	0	0	0	0	0	0	0	0	0	16:00	126
2	0	0	134	0	0	0	0	0	0	0	1	1	16:15	103
3	1	1	141	0	0	0	0	0	0	0	-1	-1	16:30	109
2	0	0	147	0	0	0	0	0	0	0	0	0	16:45	122
1	0	0	132	1	0	0	0	0	0	0	0	1	17:00	143
2	2	0	165	-1	0	0	0	0	0	0	0	-1	17:15	129
0	0	0	175	0	0	0	0	0	0	0	0	0	17:30	180
0	0	0	184	0	0	0	0	0	0	0	0	0	17:45	168
1	0	0	139	0	0	0	0	0	0	0	0	0	18:00	142
1	0	0	136	0	0	0	0	0	0	1	0	1	18:15	121
1	2	0	130	1	0	0	0	0	1	-1	0	1	18:30	115
3	1	0	128	0	0	0	0	0	-1	0	0	-1	18:45	128
19	7	1	1739	1	0	0	0	0	0	0	0	1	P/TOT	1586

Site 2

A	C	PSV	MCL	PCL	TOT	DIFFERENCE						TOT	TIME	CAR
						CAR	LGV	OGV1	OGV2	PSV	MCL			
2	0	0	163	-28	-2	-2	0	-2	0	0	-34	07:00	125	
4	1	0	191	-36	0	1	-1	-1	-1	0	-38	07:15	157	
1	0	0	211	-45	-1	1	0	0	0	0	-45	07:30	181	
2	0	0	199	-29	3	0	0	2	0	0	-24	07:45	181	
0	0	0	190	-29	14	1	0	0	0	0	-14	08:00	166	
0	0	0	160	-30	-2	4	0	0	0	0	-28	08:15	145	
2	0	0	170	-19	-1	0	0	0	0	0	-20	08:30	156	
2	0	0	156	-10	7	2	0	1	0	0	0	08:45	139	
0	0	0	114	8	-1	1	0	0	0	0	8	09:00	93	
0	0	1	111	-13	7	-1	0	0	0	-1	-8	09:15	104	
0	0	0	91	-12	-1	3	0	0	0	0	-10	09:30	75	
0	0	0	108	-11	3	1	0	1	0	0	-6	09:45	105	
13	1	1	1864	-254	26	11	-1	1	-1	-1	-219	P/TOT	1627	

A C				DIFFERENCE								TIME	CAR
PSV	MCL	PCL	TOT	CAR	LGV	OGV1	OGV2	PSV	MCL	PCL	TOT		
1	0	0	101	15	0	0	0	-1	0	0	14	16:00	91
0	0	0	88	11	8	0	0	0	1	0	20	16:15	87
1	1	0	120	20	-3	0	0	0	1	0	18	16:30	102
0	1	0	118	12	2	0	0	1	0	0	15	16:45	115
0	3	0	136	39	7	0	0	0	0	0	46	17:00	126
0	0	0	156	22	1	0	0	0	1	0	24	17:15	140
1	1	0	158	22	2	0	0	0	-1	0	23	17:30	147
0	1	1	131	28	1	-1	0	1	0	-1	28	17:45	123
0	1	1	121	35	-1	0	0	0	0	-1	33	18:00	112
0	0	0	96	28	1	0	0	0	0	0	29	18:15	106
0	0	0	80	15	0	0	0	0	0	0	15	18:30	77
0	0	0	81	24	-1	0	0	1	0	0	24	18:45	73
3	8	2	1386	271	17	-1	0	2	2	-2	289	P/TOT	1299

Site 11

TO ARM C						TOT	FROM ARM B						
LGV	OGV1	OGV2	PSV	MCL	PCL		CAR	LGV	OGV1	OGV2	PSV	MCL	PCL
21	8	3	3	1	0	150	114	21	8	3	3	1	0
22	4	4	1	0	0	175	144	22	4	4	1	0	0
22	4	3	0	0	0	199	170	22	4	3	0	0	0
20	6	6	0	2	0	199	165	20	6	6	0	2	0
16	5	6	0	1	0	182	154	18	5	6	0	1	0
23	4	6	1	1	0	246	209	22	4	6	1	1	0
20	9	3	0	0	0	252	217	20	9	3	0	0	0
23	10	2	2	0	0	221	185	22	10	2	2	0	0
24	7	2	2	0	0	160	127	23	7	2	1	0	0
18	8	6	1	1	0	116	83	19	6	6	0	0	0
13	9	5	0	1	0	111	85	14	9	5	1	2	0
18	1	8	1	0	0	137	108	18	2	8	1	0	0
240	75	54	11	7	0	2148	1761	241	74	54	10	7	0

TO ARM C						TOT	FROM ARM B						
LGV	OGV1	OGV2	PSV	MCL	PCL		CAR	LGV	OGV1	OGV2	PSV	MCL	PCL
18	7	2	0	1	0	154	122	17	7	2	0	1	0
17	2	5	1	0	0	128	108	17	1	3	1	0	0
16	3	3	0	2	1	134	111	17	4	2	0	2	1
20	3	0	0	0	0	145	121	19	3	3	0	0	0
26	2	3	1	0	1	176	141	26	1	2	1	0	1
16	3	3	0	1	0	152	130	18	2	3	0	1	0
20	2	2	1	0	0	205	180	20	2	2	1	0	0
11	2	4	1	0	0	186	167	11	2	4	1	0	0
7	1	1	1	1	0	153	143	8	2	2	1	1	0
10	1	2	0	0	0	134	119	10	1	2	0	0	0
8	1	3	2	1	0	130	117	8	1	2	1	0	0
8	0	2	0	2	0	140	127	6	1	2	1	3	0
177	27	30	7	8	2	1837	1586	177	27	29	7	8	2

Site 1

TO ARM B						TOT	FROM ARM A						
LGV	OGV1	OGV2	PSV	MCL	PCL		CAR	LGV	OGV1	OGV2	PSV	MCL	PCL
26	1	0	2	0	0	154	125	26	1	0	2	0	0
17	1	1	4	1	0	181	157	17	1	1	4	1	1
19	2	2	1	0	0	205	181	19	2	2	1	0	1
14	2	0	1	0	1	199	181	14	2	0	1	0	1
13	1	0	1	0	0	181	166	13	1	0	1	0	2
13	3	0	0	1	0	162	145	13	3	0	0	1	1
12	4	1	1	0	0	174	156	12	4	1	1	0	0
11	1	0	1	0	0	152	139	11	1	0	1	0	0
15	0	0	0	0	0	108	93	15	0	0	0	0	0
7	2	1	0	0	1	115	104	7	2	1	0	0	2
9	1	2	0	0	0	87	75	9	1	2	0	0	0
6	3	1	0	0	0	115	105	6	3	1	0	0	1
162	21	8	11	2	2	1833	1627	162	21	8	11	2	9

TO ARM B						TOT	FROM ARM A						
LGV	OGV1	OGV2	PSV	MCL	PCL		CAR	LGV	OGV1	OGV2	PSV	MCL	PCL
7	0	0	1	0	0	99	91	7	0	0	1	0	0
7	2	0	0	0	0	96	87	7	2	0	0	0	0
18	1	0	1	1	0	123	102	18	1	0	1	1	1
7	1	0	0	1	0	124	115	7	1	0	0	1	2
10	1	0	0	2	0	139	126	10	1	0	0	2	0
10	3	0	0	0	0	153	140	10	3	0	0	0	0
10	0	0	1	1	0	159	147	10	0	0	1	1	3
8	1	0	0	1	1	134	123	8	1	0	0	1	1
11	0	0	1	1	1	126	112	11	0	0	1	1	2
4	1	0	0	0	0	111	106	4	1	0	0	0	0
5	0	0	0	0	0	82	77	5	0	0	0	0	0
9	0	0	0	0	0	82	73	9	0	0	0	0	1
106	10	0	4	7	2	1428	1299	106	10	0	4	7	10

