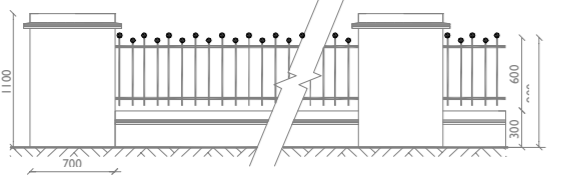
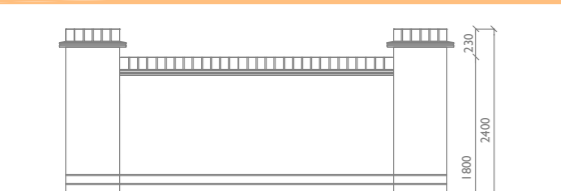



Tile Block Version 20.03.12



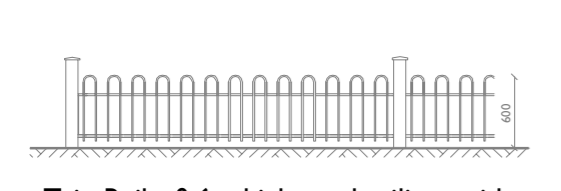
Railings on dwarf brick walls, reconstituted coping
900 - 1200mm high (code specific)



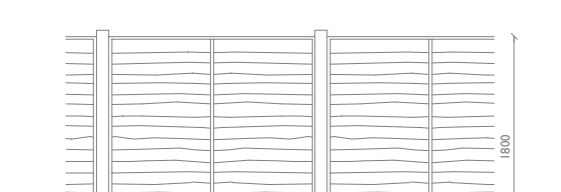
1.8m high screen brick wall with brick on edge coping



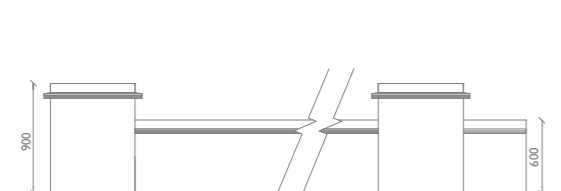
1.8m high timber Close Board Fence



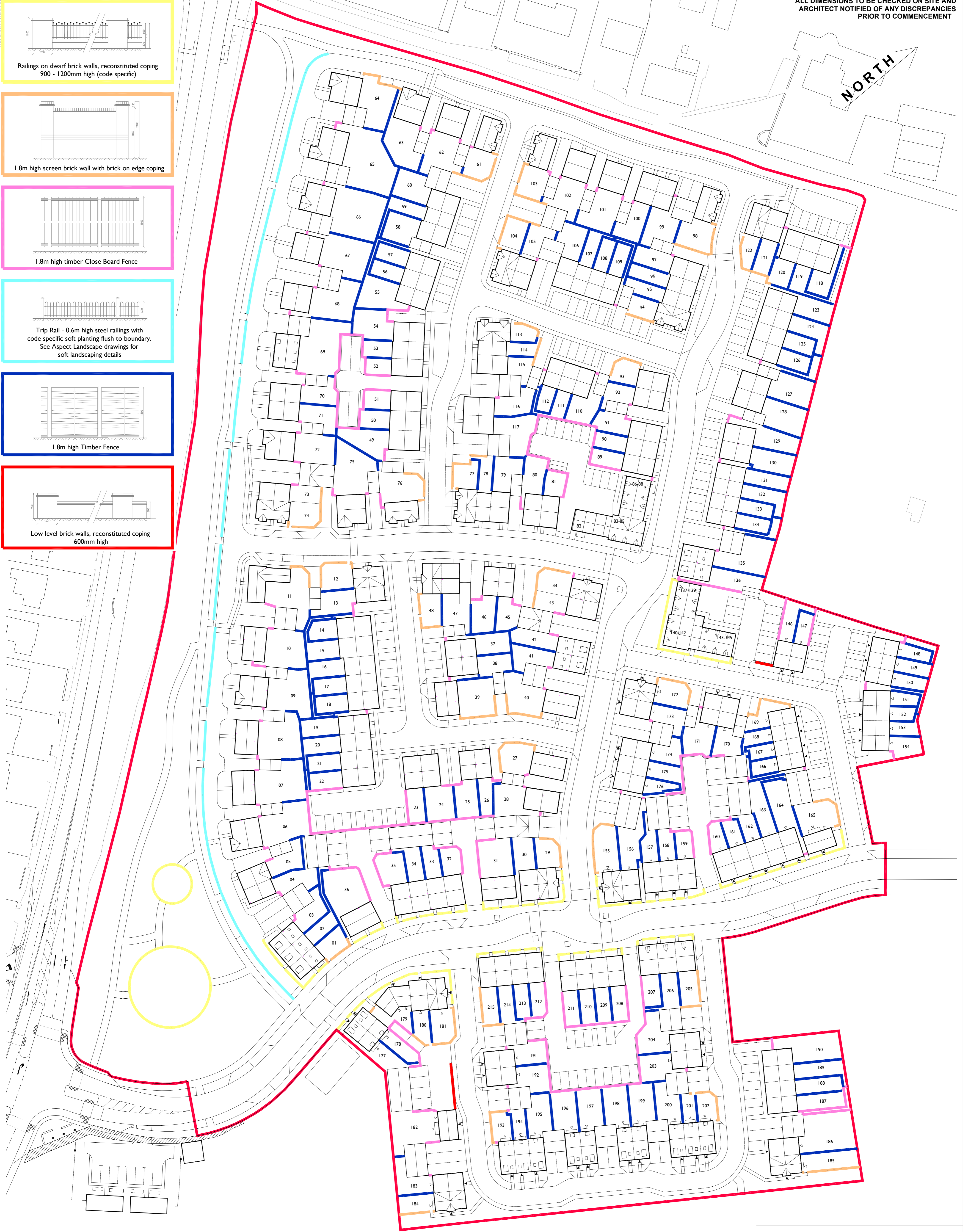
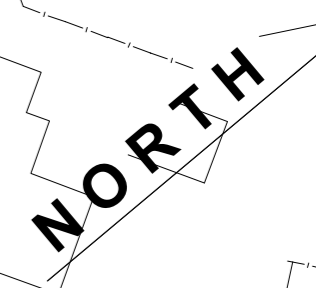
Trip Rail - 0.6m high steel railings with
code specific soft planting flush to boundary.
See Aspect Landscape drawings for
soft landscaping details



1.8m high Timber Fence



Low level brick walls, reconstituted coping
600mm high



Phase I - Enclosure Plan

27 SPON STREET, COVENTRY, CV1 3BA TEL:- (024) 76527 600 FAX:- (024) 76520 424 E-mail:- info@idpmidlands.com Web:- www.idpmidlands.com

FOR PLANNING



SCALE @ A1	1:500	CLIENT	Barratt Homes
DATE	27.08.2013	JOB TITLE	Longford Park, Bodicote, Banbury
DRAWN	JW	DRAWING TITLE	Phase I Enclosure Plan
CHECKED	PDHT	DRAWING NO.	C1618 P011