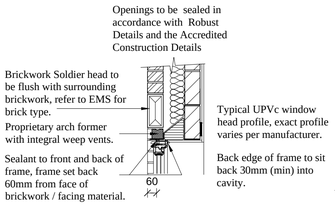

Arched Brick Section
(scale 1:20)

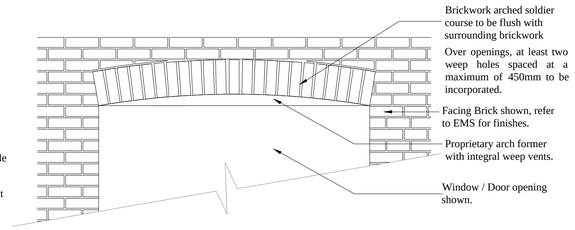

Arched Brick Head Elevation
(scale 1:20)

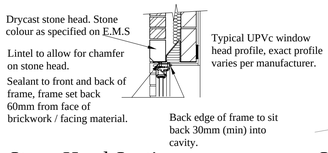

Stone Head Section
(scale 1:20)

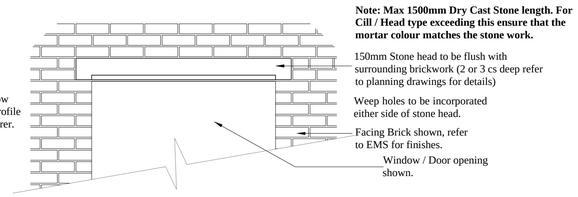

Stone Head Elevation
(scale 1:20)

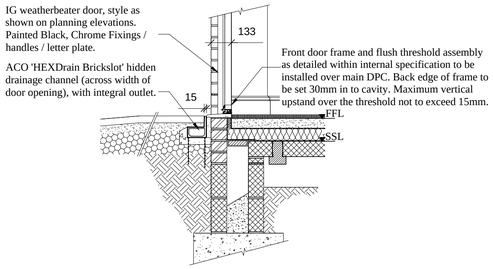

Typical Front Door Cill Section
(scale 1:20)

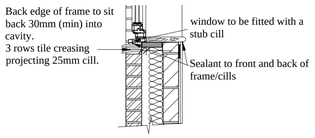

Tile Creasing Cill Section
(scale 1:20)

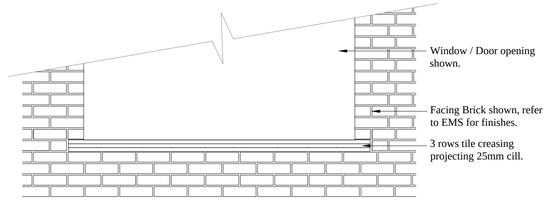

Tile Creasing Cill Elevation
(scale 1:20)

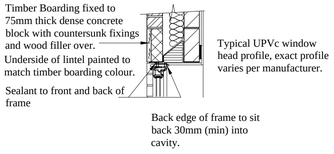

Timber Head Section
(scale 1:20)

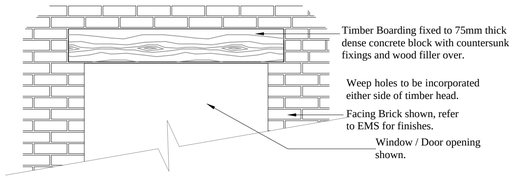

Timber Head Elevation
(scale 1:20)

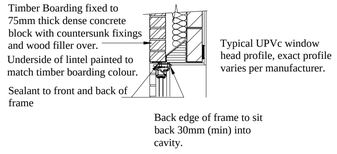

No Detail to Head Section
(scale 1:20)

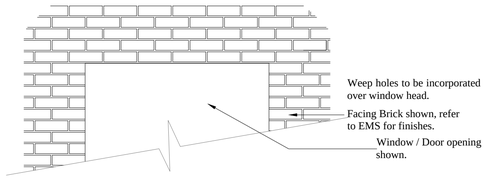

No Detail to Head Elevation
(scale 1:20)

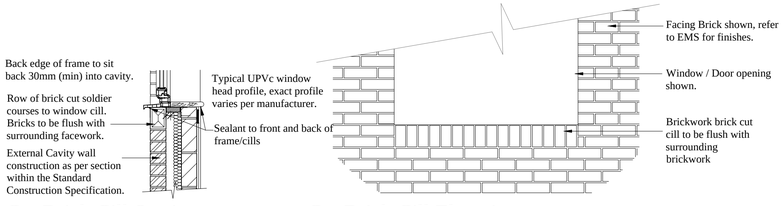

Cut Brick Cill Section
(scale 1:20)

Cut Brick Cill Elevation
(scale 1:20)

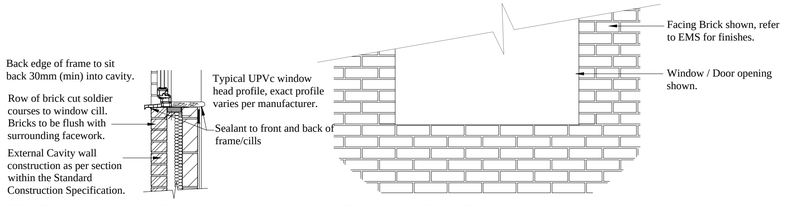

No Detail to Cill Section
(scale 1:20)

No Detail to Cill Elevation
(scale 1:20)

NOTES

All dimensions to be checked on site prior to the commencement of construction and any discrepancy should be reported to the Site Manager.

This drawing may not be reproduced in any part or form without written consent.

All copyrights reserved.

Metric drawing.
All imperial dimensions (if any) are approximate.

Sub-Contractors MUST ensure that they have the latest issue drawing before they commence work on site.

This drawing is to be read in conjunction with all relevant Specifications, schedules and Engineers details.

ALL LEVELS SHOWN ARE FINISHED FLOOR LEVELS. PLEASE REFER TO SUBSTRUCTURE PLANS & ENGINEERING LAYOUTS FOR STRUCTURAL SLAB LEVELS & FOUNDATION LEVELS

Rev	Date	Revision	Init.

BANNER HOMES

Architect

Job title
Cotefield Farm
Bodicote

Drawing title
Door & Window Details

Status
Planning Issue

Scale	Date	Drawn
1:20@A1	Oct 13	RC

Dwg No.	Rev.
060024-EXD2	