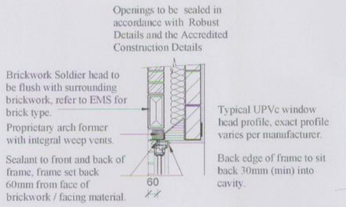

Arched Brick Section
(scale 1:20)

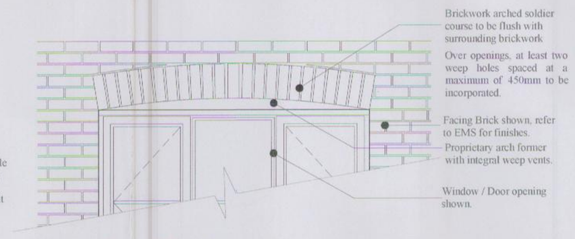

Arched Brick Head Elevation
(scale 1:20)

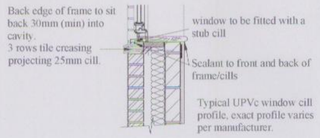

Tile Creasing Cill Section
(scale 1:20)

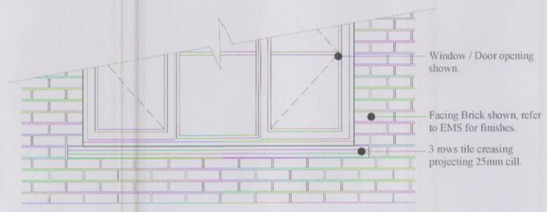

Tile Creasing Cill Elevation
(scale 1:20)

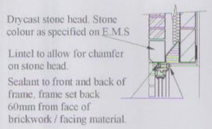

Stone Head Section
(scale 1:20)

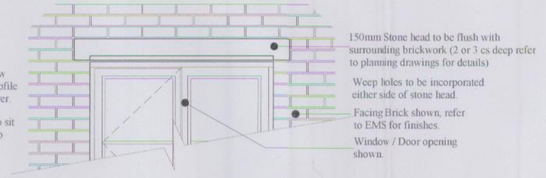

Stone Head Elevation
(scale 1:20)

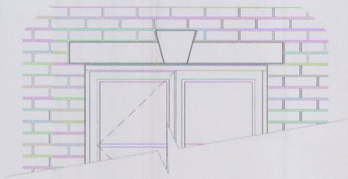

Feature Stone Head Elevation
(scale 1:20)

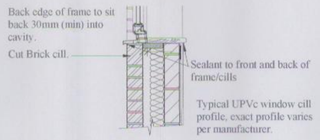

Cut Brick Cill Section
(scale 1:20)

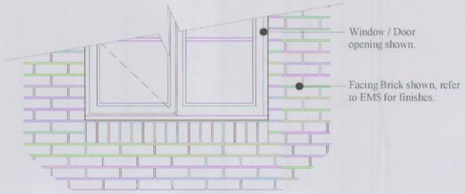

Cut Brick Cill Elevation
(scale 1:20)

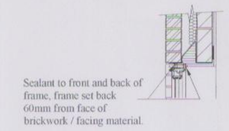

Stone Head Section
(scale 1:20)

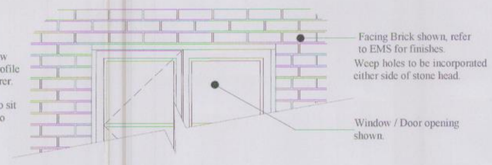

No Detail to Head Elevation
(scale 1:20)



Timber Head Section
(scale 1:20)

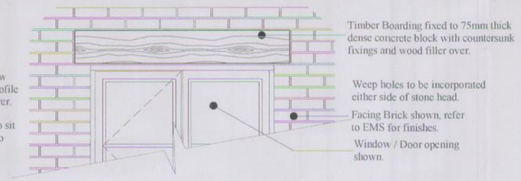

Timber Head Elevation
(scale 1:20)

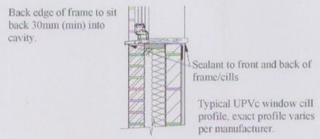

No Detail Cill Section
(scale 1:20)

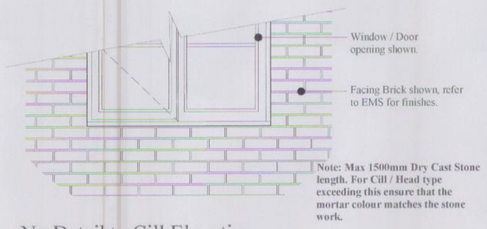

No Detail to Cill Elevation
(scale 1:20)

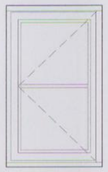

Casement Window - White UPVC
(scale 1:20)

Typical Window Elevation - refer to planning drawigns for head / cill detail proposed.



Casement Window - White UPVC
(scale 1:20)

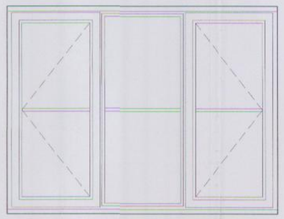

Casement Window - White UPVC
(scale 1:20)

NOTES

All dimensions to be checked on site prior to the commencement of construction and any discrepancy should be reported to the Site Manager.

This drawing may not be reproduced in any part or form without written consent.

All copyrights reserved.

Metric drawing.
All imperial dimensions (if any) are approximate.

Sub-Contractors MUST ensure that they have the latest issue drawing before they commence work on site.

This drawing is to be read in conjunction with all relevant Specifications, schedules and Engineers details.

ALL LEVELS SHOWN ARE FINISHED FLOOR LEVELS. PLEASE REFER TO SUBSTRUCTURE PLANS & ENGINEERING LAYOUTS FOR STRUCTURAL SLAB LEVELS & FOUNDATION LEVELS

Rev	Date	Revision	Init.
A	25.02.14	Window Elevations added.	RC

BANNER HOMES

Architect

Job title
Cotefield Farm
Bodicote

Drawing title
Door & Window Details

Rec. 27/2/14
Condition 5
12/01802/Rem

Status
Planning Issue

Scale	Date	Drawn
1:20@A1	Oct 13	RC

Dwg No	Rev.
060024-EXD2	A