








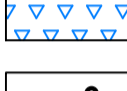
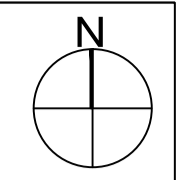


REFER TO DRAWING No. WIB13983-107-AA-74-502

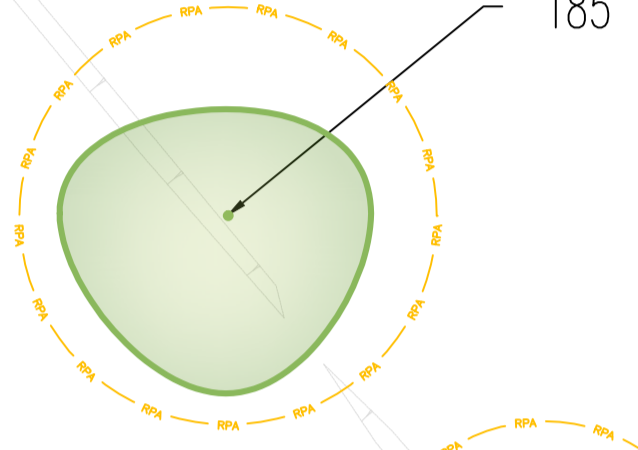
LEGEND

-  MY GRAND DESIGNS LANDSCAPE WORKS BOUNDARY
-  TREES, GROUPS OR HEDGES TO BE RETAINED
-  SCRUB & WOODY VEGETATION AS RECORDED BY TOPOGRAPHICAL SURVEY WITHIN LTA 1 TO BE RETAINED
-  TREES, GROUPS OR HEDGES TO BE REMOVED
-  SCRUB & WOODY VEGETATION AS RECORDED BY TOPOGRAPHICAL SURVEY WITHIN LTA 1 TO BE REMOVED
-  ROOT PROTECTION AREAS (RPA)
-  PROTECTION FENCING Refer to detail (Fig 1 and Fig 2)
-  CONSTRUCTION ACCESS Refer to note.
-  CONSTRUCTION WORKING AREA Refer to Landscape Specification for details.
-  EXISTING STOCK-PROOF FENCING TO NETWORK RAIL ECOLOGY PONDS TO BE RETAINED



Area of vegetation/overhanging branches to be cut back to allow for the construction of the access track.

PROPOSED ECOLOGY POND AREA



T86

NETWORK RAIL ECOLOGY POND AREA

REFER TO INSET

INSET

Area of vegetation/overhanging branches to be cut back to allow for the construction of the access track.

T87

Construction Working Area

All works to be carried out in accordance with the principles of BS5837:2012 when in proximity to retained trees and hedgerows.

Where essential construction or landscape works are required in proximity to existing trees and hedgerows to be retained, this area will become a Construction Working Area (CWA). Within this area works will be subject to control in the form of a method statement to prevent damage to the retained trees, as described below;

- Ensure the location and extent of Construction Working Areas are clearly understood and demarcated on Site at all times;
- Plant/equipment which will be tracked or operated within the Root Protection Area (RPA) or canopy of an existing tree should be selected to minimise ground compaction and be of a height that can access this area without causing mechanical damage to the trunk or branches of the adjacent tree or hedgerow. The use of hand tools should also be considered in preference to mechanical plant where possible;
- Storage of materials must be located outside the RPA or canopy spread of retained trees and hedgerows;
- Where dust generated by the works comes into contact with tree leaves, branches or trunks, consideration should be given to controlled hosing down of the tree to prevent dust disrupting physiological processes.
- The washing of cementitious or other phytotoxic liquids into permeable surfaces within the RPA must be avoided;
- Existing trees to be retained must be protected from harmful chemicals, oils or other phytotoxic liquids coming into contact with leaves, branches, trunks or roots or from draining into the RPA.
- Where small tree or hedgerow roots are exposed during minor excavations, roots up to 25mm diameter may be cut with a single, sharp saw cut. Tree or hedgerow roots exceeding 25mm diameter to be retained, undamaged and covered with damp hessian to prevent desiccation before the excavation can be backfilled.

Note:
Refer to Waterman My Grand Designs Area Tree Survey drawing No. WIC15119-118-AA-77-001 for baseline details.

Construction Access Track

Temporary construction access by vehicular plant to the wider meadow, orchard and woodland areas to be restricted to a defined construction access route and turning head secured by means of temporary protective fencing. This will;

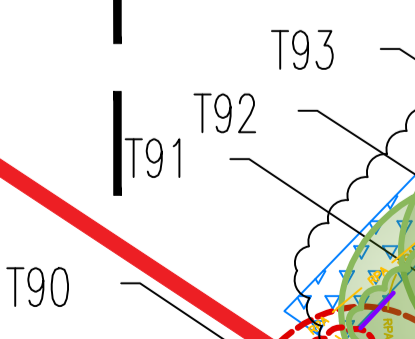
- Limit the extent of ground compaction from overrun and damage to the ecology of these spaces
- Prevent damage to the adjacent trees and hedgerows to be retained otherwise in accordance with BS5837:2012

Note: Temporary protective fencing to be erected on site prior to the commencement of any construction or landscape works. Access through temporary protective fencing permitted for pedestrian access and operation of light, tracked plant only for completion of construction/planting operations. The areas outside the temporary protective fencing shall otherwise be regarded as a Construction Exclusion Zone as defined by BS5837:2012.

Temporary construction access track to be constructed using cellular confinement system (**CellWeb TRP 200mm**) or similar approved and in accordance with **Waterman My Grand Designs Landscape Area Landscape Specification Section A43 Clauses S30/S45 and Section Q23 Clause 160A**. Upon completion, temporary construction access track to be removed upon completion of the works and fully de-compacted/reinstated and seeded in accordance with Waterman My Grand Designs Landscape Area Landscape Specification.

Existing outgrown hedgerow to be locally faced up to allow construction access.

T92 fallen/ hanging limb to be left in situ for safeguarding bat roost. To remain undisturbed.



Rev	Date	Description	By
F	01:03:16	UPDATED TO SUIT NEW DRAINAGE AND HIGHWAYS LAYOUT	DD
E	05:02:16	UPDATED NOTES AND LAYOUT	DD
D	02:02:16	UPDATED TO SHOW REVISED TREE SURVEY, POTENTIAL ARCHAEOLOGICAL REQUIREMENTS AND STATUS	DD
C	12:10:15	ALLOTMENTS REVISED TO SUIT TEMPORARY ACCESS	LB
B	09:10:15	UPDATED TO PLANNING STATUS	LB
A	10:09:15	UPDATED STATUS	DD

Project
MOD Graven Hill, Bicester

**MY GRAND DESIGNS
TREE AND HABITAT PROTECTION PLAN
SHEET 1 OF 2**

Client
Graven Hill Village Development Company Limited



Merchants House Wapping Road Bristol BS1 4RW
1 0117 937 8200
mail@watermangroup.com www.watermangroup.com

CONSTRUCTION

Designed by	DD	Checked by	TA	Project No	WIB13983
Drawn by	DD	Date	Aug 2015	Work Order No	107
Scales @ A1		work to figured dimensions only		1:500 @A1	

Publisher	Zone	Category	Number	Revision
WIB	AA	74	501	F

