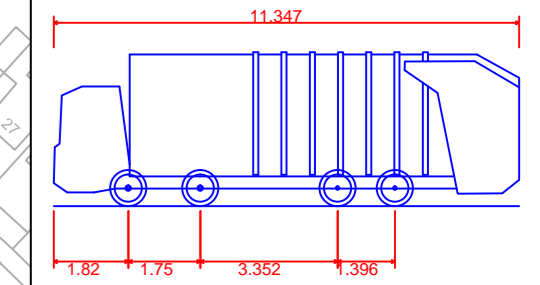


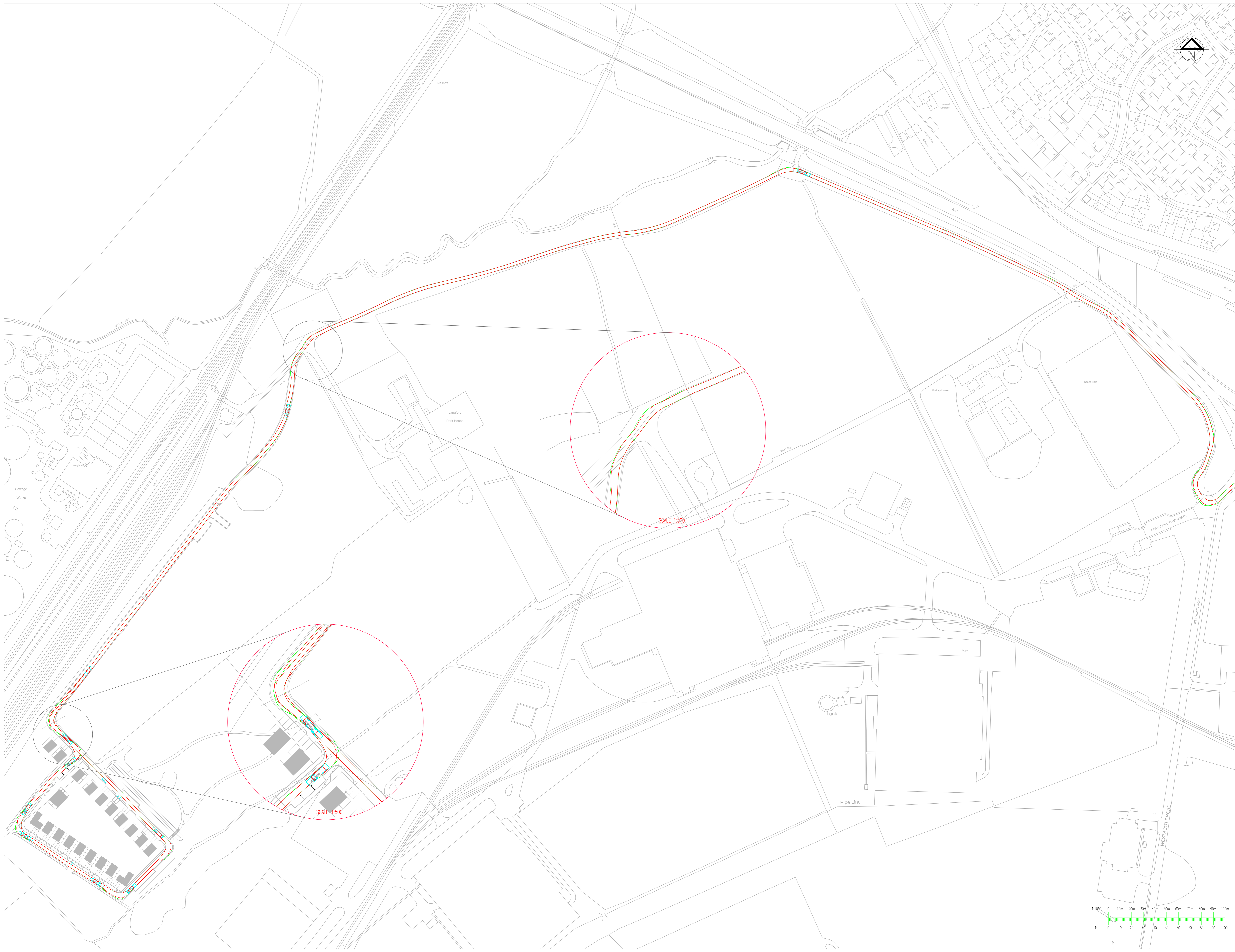
This drawing should not be scaled. Dimensions to be verified on site. Any discrepancies should be referred to the Engineer prior to work being put in hand.
 This drawing is the property of Waterman Infrastructure & Environment Limited, and the drawing is issued on the condition that it is not copied, reproduced, retained or disclosed to any unauthorised person, either wholly or in part without the consent in writing of Waterman Infrastructure & Environment Limited.
 PedKnots What, Celia Street, London SE1 9GQ. T 020 7928 7888. F 03333 444 501

GENERAL NOTES

1. THIS DRAWING IS TO BE READ IN CONJUNCTION WITH ALL ENGINEER'S, ARCHITECT'S OR OTHER RELEVANT DRAWINGS AND SPECIFICATIONS.
2. ALL DIMENSIONS AND LEVELS ARE TO BE CHECKED ON SITE BY THE CONTRACTOR PRIOR TO PREPARING ANY WORKING DRAWINGS OR COMMENCING ON SITE.
3. THE CONTRACTOR MUST ENSURE AND WILL BE HELD RESPONSIBLE FOR THE OVERALL STABILITY OF THE BUILDING/STRUCTURE/EXCAVATION AT ALL STAGES OF THE WORK.
4. ALL WORK BY THE CONTRACTOR MUST BE CARRIED OUT IN SUCH A WAY THAT ALL REQUIREMENTS UNDER THE HEALTH AND SAFETY AT WORK ACT ARE SATISFIED.
5. ALL WORK IS TO BE CARRIED OUT IN COMPLIANCE WITH THE REQUIREMENTS OF THE RELEVANT STATUTORY AUTHORITIES AND REGULATIONS.



Large Refuse Vehicle (4 axle)
 Overall Length 11.347m
 Overall Width 2.500m
 Overall Body Height 3.751m
 Min Body Ground Clearance 0.204m
 Track Width 2.500m
 Lock to Lock Time 6.00s
 Wall to Wall Turning Radius 11.330m

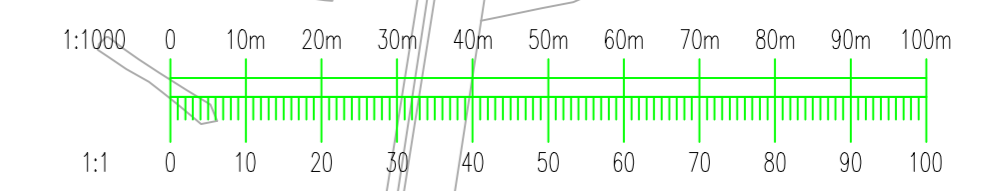


Rev	Date	Description	By
C01	02.10.15	ISSUED FOR APPROVAL	AJ
A02	02.10.15	CONTRACTOR SITE LAYOUT UPDATED	AG
A01	18.08.15	ISSUED AS PRELIMINARY	AG

Project **GRAVEN HILL, BICESTER**
 Title **LARGE REFUSE VEHICLE SWEPT PATH ANALYSIS**
 Client **GRAVEN HILL DEVELOPMENT COMPANY**



FOR APPROVAL	
Designed by	Checked by AJ
Drawn by AG	Date 18.08.15
Scale @ A0	1:1000
Scale @ A1	1:1000
Scale @ A2	1:1000
Scale @ A3	1:1000
Scale @ A4	1:1000
Scale @ A5	1:1000
Scale @ A6	1:1000
Scale @ A7	1:1000
Scale @ A8	1:1000
Scale @ A9	1:1000
Scale @ A10	1:1000
Scale @ A11	1:1000
Scale @ A12	1:1000
Scale @ A13	1:1000
Scale @ A14	1:1000
Scale @ A15	1:1000
Scale @ A16	1:1000
Scale @ A17	1:1000
Scale @ A18	1:1000
Scale @ A19	1:1000
Scale @ A20	1:1000
Scale @ A21	1:1000
Scale @ A22	1:1000
Scale @ A23	1:1000
Scale @ A24	1:1000
Scale @ A25	1:1000
Scale @ A26	1:1000
Scale @ A27	1:1000
Scale @ A28	1:1000
Scale @ A29	1:1000
Scale @ A30	1:1000
Scale @ A31	1:1000
Scale @ A32	1:1000
Scale @ A33	1:1000
Scale @ A34	1:1000
Scale @ A35	1:1000
Scale @ A36	1:1000
Scale @ A37	1:1000
Scale @ A38	1:1000
Scale @ A39	1:1000
Scale @ A40	1:1000
Scale @ A41	1:1000
Scale @ A42	1:1000
Scale @ A43	1:1000
Scale @ A44	1:1000
Scale @ A45	1:1000
Scale @ A46	1:1000
Scale @ A47	1:1000
Scale @ A48	1:1000
Scale @ A49	1:1000
Scale @ A50	1:1000
Scale @ A51	1:1000
Scale @ A52	1:1000
Scale @ A53	1:1000
Scale @ A54	1:1000
Scale @ A55	1:1000
Scale @ A56	1:1000
Scale @ A57	1:1000
Scale @ A58	1:1000
Scale @ A59	1:1000
Scale @ A60	1:1000
Scale @ A61	1:1000
Scale @ A62	1:1000
Scale @ A63	1:1000
Scale @ A64	1:1000
Scale @ A65	1:1000
Scale @ A66	1:1000
Scale @ A67	1:1000
Scale @ A68	1:1000
Scale @ A69	1:1000
Scale @ A70	1:1000
Scale @ A71	1:1000
Scale @ A72	1:1000
Scale @ A73	1:1000
Scale @ A74	1:1000
Scale @ A75	1:1000
Scale @ A76	1:1000
Scale @ A77	1:1000
Scale @ A78	1:1000
Scale @ A79	1:1000
Scale @ A80	1:1000
Scale @ A81	1:1000
Scale @ A82	1:1000
Scale @ A83	1:1000
Scale @ A84	1:1000
Scale @ A85	1:1000
Scale @ A86	1:1000
Scale @ A87	1:1000
Scale @ A88	1:1000
Scale @ A89	1:1000
Scale @ A90	1:1000
Scale @ A91	1:1000
Scale @ A92	1:1000
Scale @ A93	1:1000
Scale @ A94	1:1000
Scale @ A95	1:1000
Scale @ A96	1:1000
Scale @ A97	1:1000
Scale @ A98	1:1000
Scale @ A99	1:1000
Scale @ A100	1:1000



C SA 90 0812 C01