

FIRST FLOOR



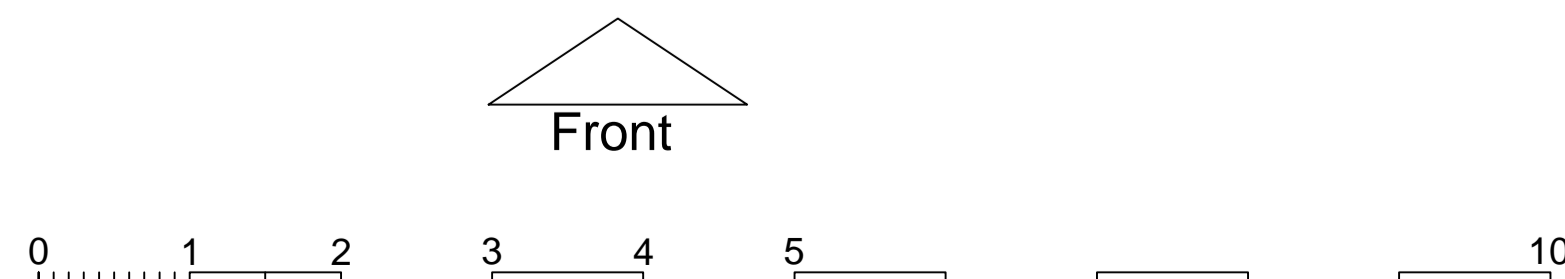
**Plot 260**  
3 Bed 5 Person - Private

GROUND FLOOR

TYPE - E [Higgs Young]  
WALLS - Render / Timber clad  
ROOF - Saw tooth - slate

**Plot 259**  
2 Bed 4 Person - Private

**Plot 258**  
2 Bed 4 Person - Private



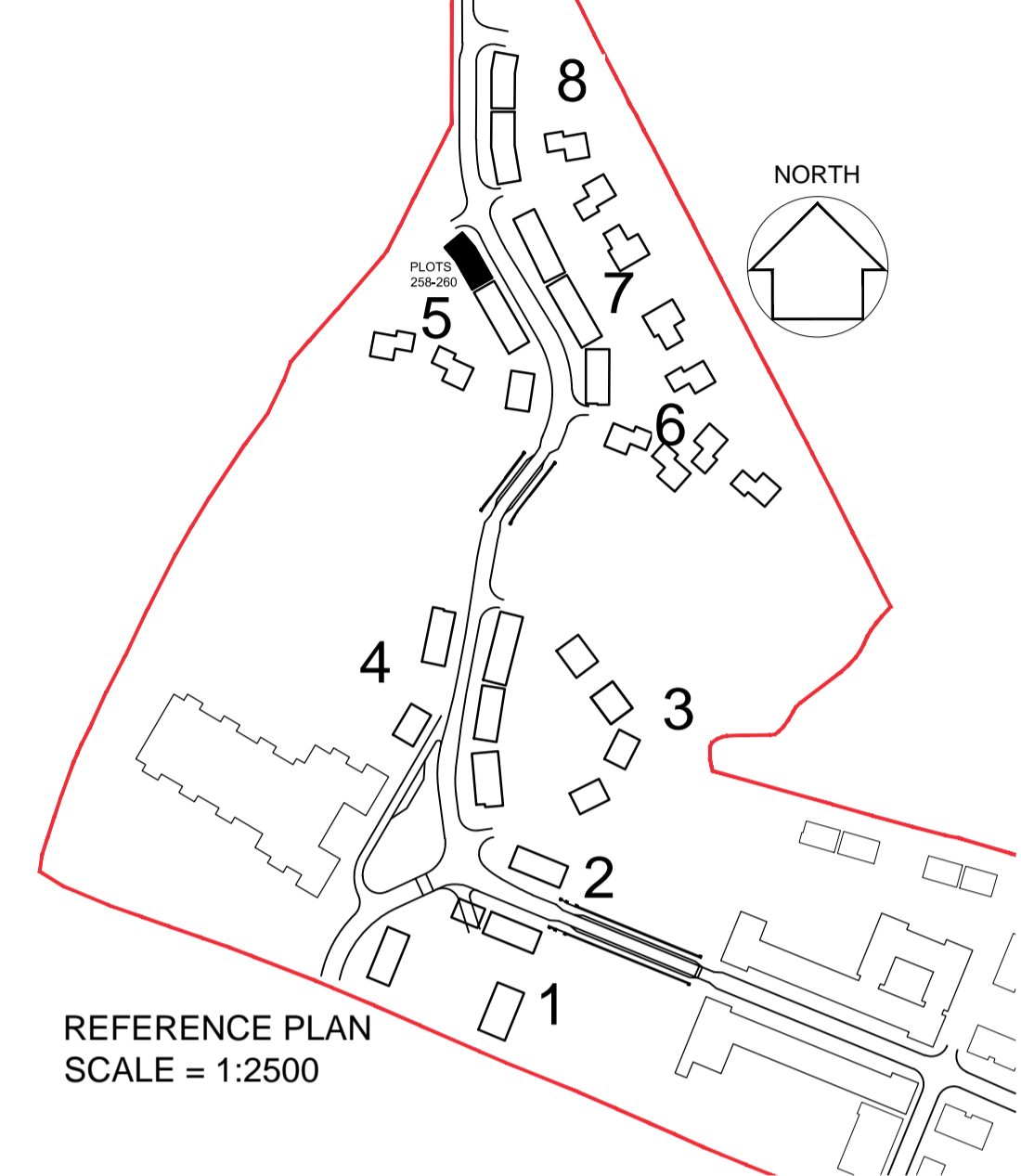
notes

- The contractor is responsible for checking dimensions, tolerances and references. Any discrepancy to be verified with the Architect before proceeding with the works.
- Where an item is covered by drawings to different scales the larger scale drawing is to be worked to.
- Do not scale drawing. Figured dimensions to be worked to in all cases.

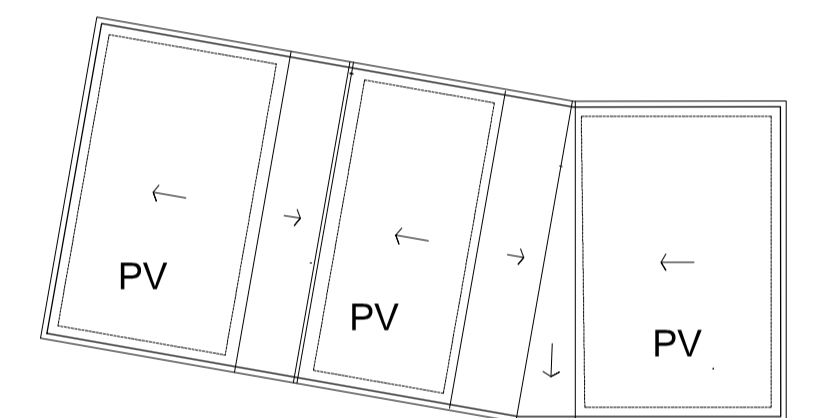
CDM Regulations 2007

ALL current drawings and specifications for the project must be read in conjunction with the Designer's Hazard and Environmental Assessment Record.

Notes:  
For elevations please refer to drawing AA2699(2)-2111



REFERENCE PLAN  
SCALE = 1:2500



ROOF PLAN

11-01-2016 A Plot 258 text amended as clouded. Room names added, areas omitted CL/RS

date	rev	revision/author/checker
------	-----	-------------------------

purpose of issue  
**PLANNING**

project  
**BICESTER ECO TOWN  
EXEMPLAR SITE PHASE 2**

drawing  
**GA FLOOR PLANS  
PLOTS 258 - 260**

drawing no  
**AA2699(2)-2011** rev **A**

drawn **DGH** checked **MH**

scale @ A1 1:50 date **Oct 2014**