

notes

- The contractor is responsible for checking dimensions, tolerances and references. Any discrepancy to be verified with the Architect before proceeding with the works.
- Where an item is covered by drawings to different scales the larger scale drawing is to be worked to.
- Do not scale drawing. Figured dimensions to be worked to in all cases.

CDM Regulations 2007

ALL current drawings and specifications for the project must be read in conjunction with the Designer's Hazard and Environmental Assessment Record.

Notes:  
For plans please refer to drawing AA2699(2)-2005



FRONT ELEVATION

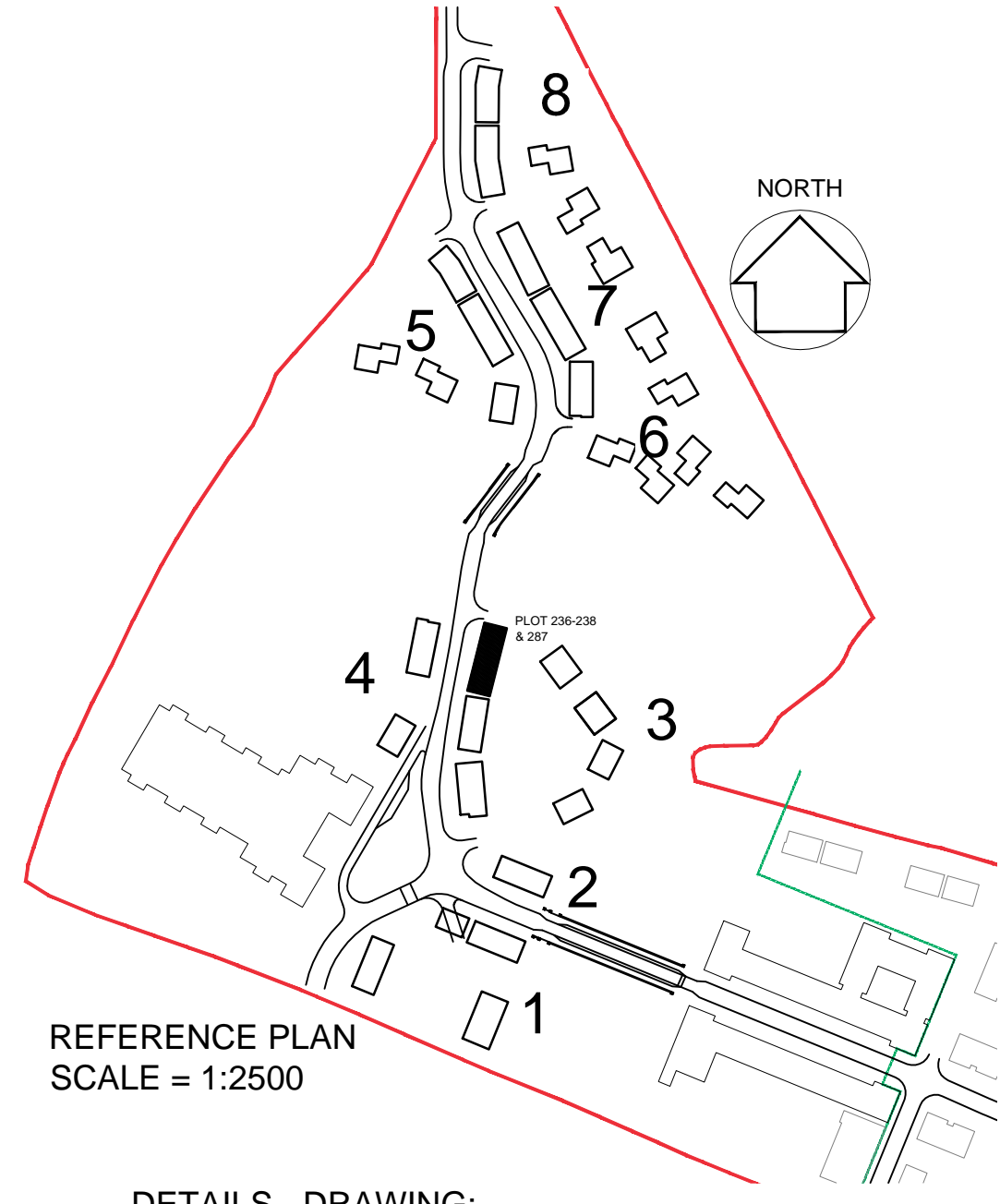
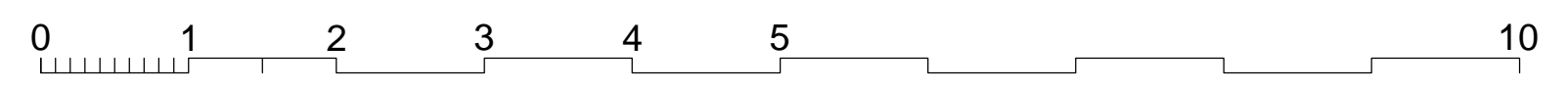
**Plot 238**  
3 Bed 5 Person - Private

**Plot 237**  
2 Bed 4 Person - Private

**Plot 236**  
2 Bed 4 Person - Private

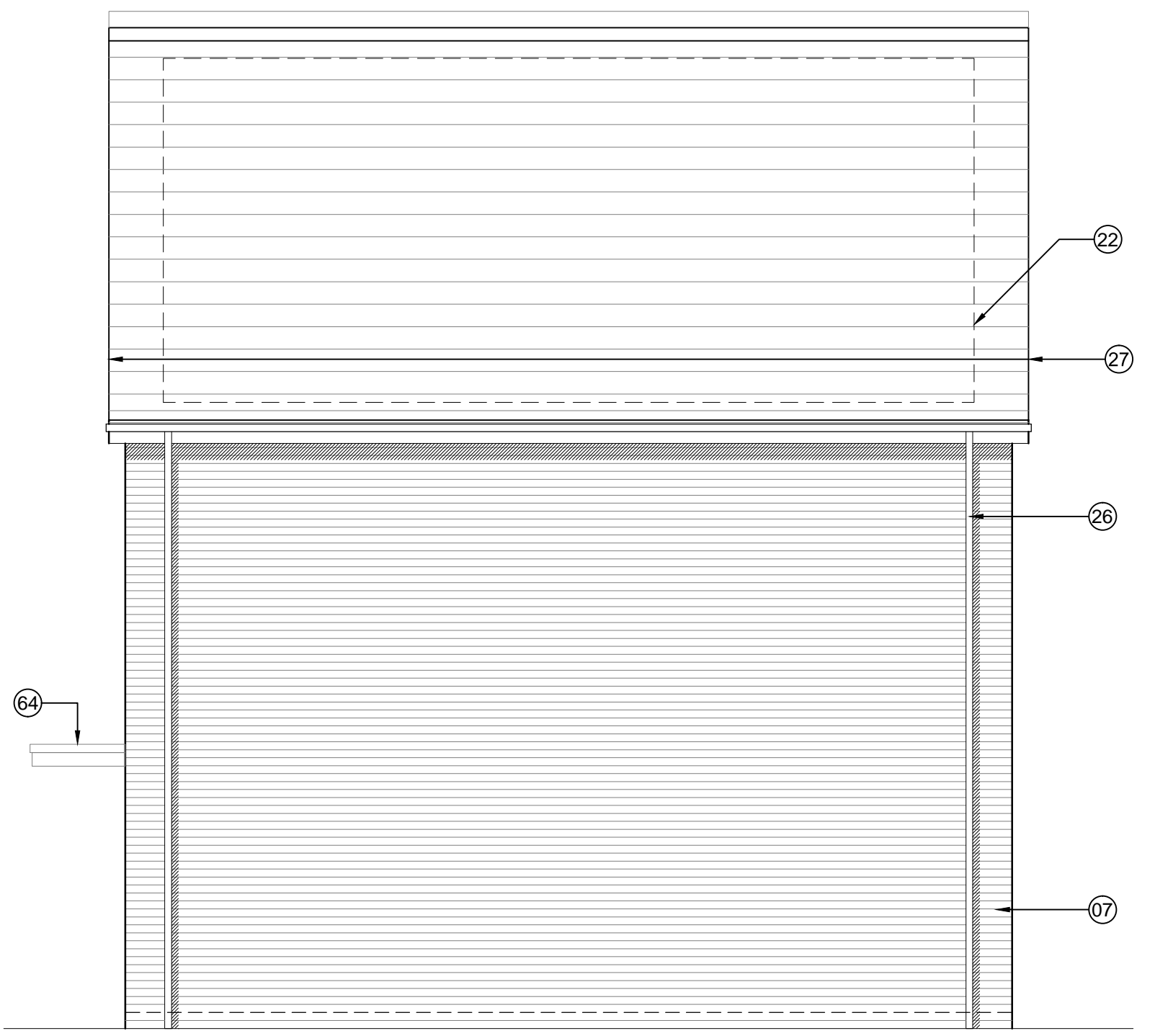
**Plot 287**  
3 Bed 5 Person - Private

TYPE - 3  
WALLS - Brick work  
ROOF - Gable - slate



REFERENCE PLAN  
SCALE = 1:2500

DETAILS - DRAWING:  
AA2699(2)-6002



PLOT 287 SIDE 2 ELEVATION

KEY TO MATERIALS & DETAILS

- 07 Face brickwork - Ibstock 'Capital Multi Stock'; laid stretcher bond with natural colour bucket handle mortar joints.
- 20 Marley 'Rivendale' composite slate and ridge tile
- 22 South facing roof slope designated for PV array REF AA2699C/1.1/107
- 26 UPVC gutters & down pipes; colour: black. Fascia & soffit board; colour: White (Types 1&8); Grey - RAL 7015 (Type 3)
- 27 Clipped verge detail
- 28 Rain water hopper to match black upvc rain water goods
- 41 High performance triple glazed timber window or door; design to match house type; colour: Grey (RAL 7015)
- 48 IG doorset GRP (NG range) Ref: D18 [type 3 dwellings]; Door colour: Grey (RAL 7015) ext. white int.; Frame: White
- 64 GRP entrance canopy; style to match dwelling type; colour to match windows and doors

07-12-2015 A Step between plots 236 and 287 added - clrs  
16-10-2014 - First issue: JW/MB

date	rev	revision/author/checker
------	-----	-------------------------

purpose of issue <b>PLANNING</b>
project <b>BICESTER ECO TOWN EXEMPLAR SITE PHASE 2</b>
drawing <b>ELEVATION PLOTS 236 - 238 &amp; 287</b>

drawing no <b>AA2699(2)-2105-1</b>	rev <b>A</b>
drawn <b>DGH</b>	checked <b>JW</b>
scale @ A1 1:50	date <b>Oct 2014</b>

PRP Architects ©  
10 Lindsey Street  
Smithfield  
London  
EC1A 9EP  
T +44 (0)20 7653 1200  
F +44 (0)20 7653 1201  
en.prp@prparchitects.co.uk

