

notes

- The contractor is responsible for checking dimensions, tolerances and references. Any discrepancy to be verified with the Architect before proceeding with the works.
- Where an item is covered by drawings to different scales the larger scale drawing is to be worked to.
- Do not scale drawing. Figured dimensions to be worked to in all cases.

CDM Regulations 2007  
 ALL current drawings and specifications for the project must be read in conjunction with the Designer's Hazard and Environmental Assessment Record.

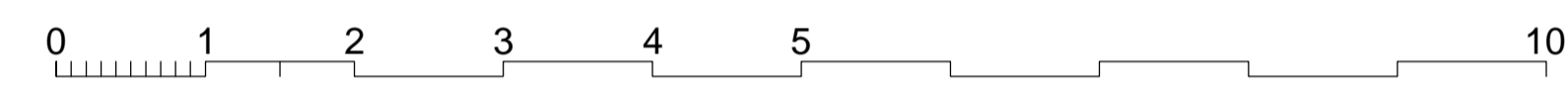
Notes:  
 For GA floor plans please refer to drawing AA2699(2)-2024



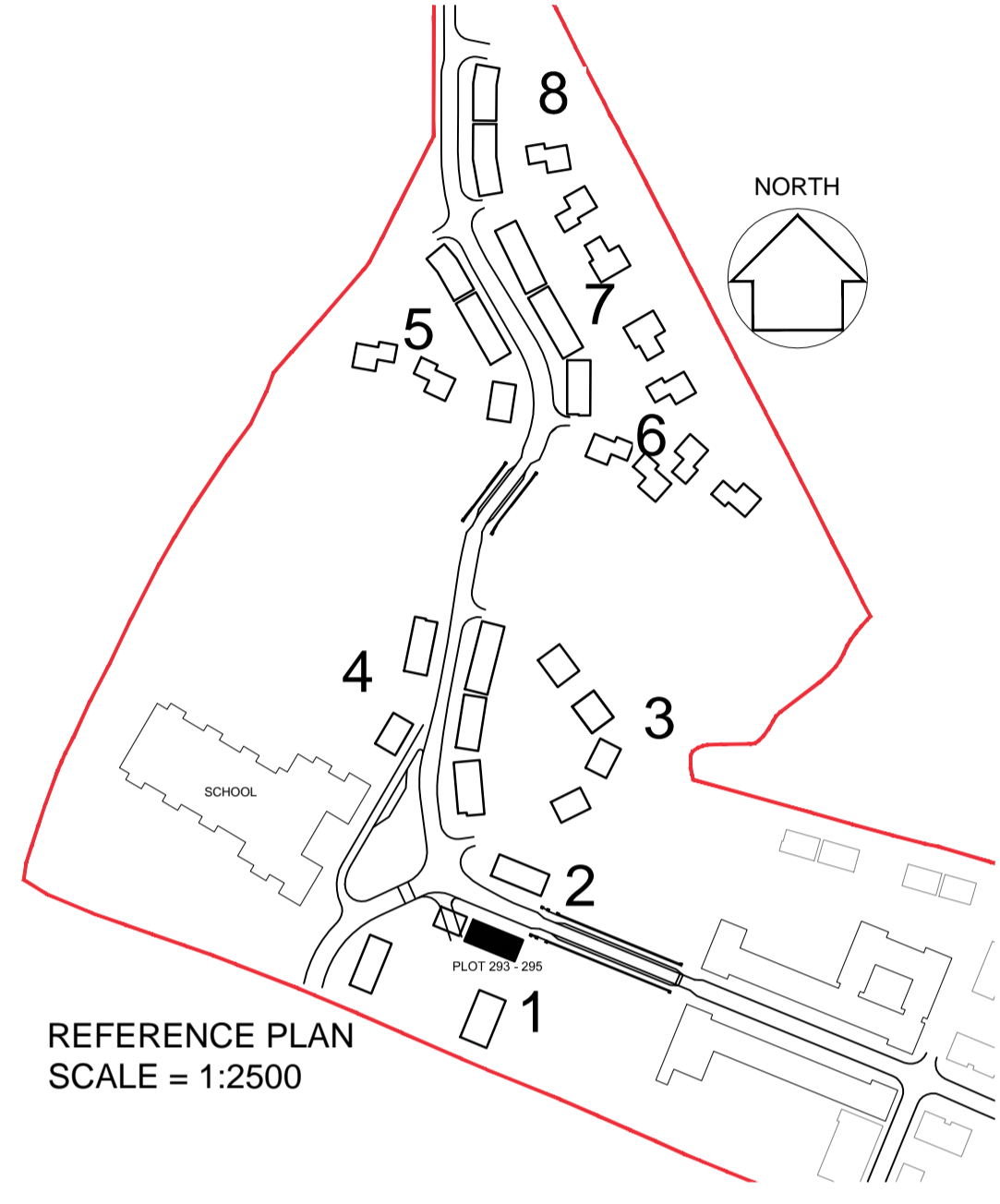
FRONT ELEVATION

**Plot 295** Bed 5 Person - Private  
**Plot 294** 3 Bed 5 Person - Private  
**Plot 293** 2 Bed 4 Person - Private

TYPE - 1  
 WALLS - Beckstone with render to first floor  
 ROOF - Linear - Slate



PLOT 293 SIDE ELEVATION



REFERENCE PLAN  
 SCALE = 1:2500

DETAILS - DRAWING:  
 AA2699(2)-6001



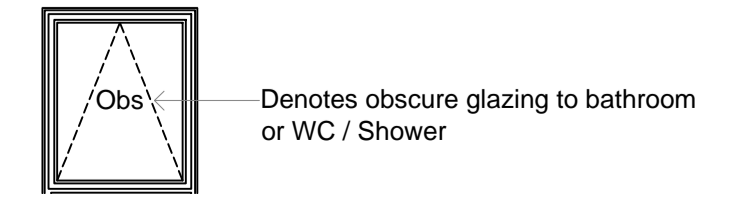
PLOT 295 SIDE ELEVATION



REAR ELEVATION

KEY TO MATERIALS & DETAILS

- 01 Coursed stonework [Beckstone 'Natural light weathered' [tumbled]; laid in random course heights - no jumpers]
- 02 Reconstituted stone corbel unit [colour: Portland]
- 03 Projecting reconstituted stone string course [colour: Portland] to divide Beckstone below from render above.
- 04 Reconstituted stone [colour: Portland] heads with drip detail and stooped cill
- 07 Face brickwork plinth; type / colour: Ibstock 'Capital Multi Stock'; with natural colour bucket handle mortar joints. Clipped verge detail. 2No. courses face brickwork laid stretcher bond with natural colour bucket handle mortar joints; brick type / colour: Ibstock 'Capital Multi Stock'.
- 11 Through colour render; colour: Ivory
- 20 Marley 'Rivendale' composite slate and ridge tile
- 22 South facing roof slope designated for PV array REF AA2699C/1.1/107
- 26 UPVC gutters & down pipes; colour: black. Fascia & soffit board; colour: White (Types 1&8); Grey - RAL 7015 (Type 3)
- 40 High performance triple glazed timber window; design to match house type; colour: White
- 47 IG doorset GRP (NG range) Ref: D42 [type 1 dwellings and type 8 bungalows]; Door colour: Black ext.; white int.; Frame: White
- 64 GRP entrance canopy; style to match dwelling type; colour to match windows and doors



16-10-2014		First issue: JW/MB
date	rev	revision/author/checker

purpose of issue  
**PLANNING**

project  
**BICESTER ECO TOWN  
 EXEMPLAR SITE PHASE 2**

drawing  
**GA ELEVATIONS  
 PLOT 293 - 295**

drawing no <b>AA2699(2)-2124</b>		rev -
drawn JW	checked MB	
scale @ A1 1:50	date Oct 2014	

PRP Architects ©  
 10 Lindsey Street  
 Smithfield  
 London  
 EC1A 9EP  
 T +44 (0)20 7653 1200  
 F +44 (0)20 7653 1201  
 en.prp@prparchitects.co.uk

